



FCC RF Test Report

APPLICANT : Ningbo Lingzhu Technology CO., Ltd.
EQUIPMENT : Smart Control Panel L
MODEL NAME : TPP05-Z(US)
FCC ID : 2A789-TPP05
STANDARD : FCC Part 15 Subpart E §15.407
CLASSIFICATION : (NII) Unlicensed National Information Infrastructure
TEST DATE(S) : Jul. 26, 2023 ~ Aug. 28, 2023

We, Sporton International Inc. (Kunshan), would like to declare that the tested sample has been evaluated in accordance with the test procedures and has been in compliance with the applicable technical standards.

The test results in this report apply exclusively to the tested model / sample. Without written approval of Sporton International Inc. (Kunshan), the test report shall not be reproduced except in full.

Jason Jia

Approved by: Jason Jia



Sporton International Inc. (Kunshan)

**No. 1098, Pengxi North Road, Kunshan Economic Development Zone Jiangsu Province 215300
People's Republic of China**



TABLE OF CONTENTS

REVISION HISTORY.....3

SUMMARY OF TEST RESULT4

1 GENERAL DESCRIPTION5

 1.1 Applicant.....5

 1.2 Manufacturer.....5

 1.3 Product Feature of Equipment Under Test.....5

 1.4 Product Specification of Equipment Under Test.....5

 1.5 Modification of EUT6

 1.6 Testing Location6

 1.7 Test Software.....6

 1.8 Applicable Standards.....7

2 TEST CONFIGURATION OF EQUIPMENT UNDER TEST.....8

 2.1 Carrier Frequency and Channel8

 2.2 Test Mode.....9

 2.3 Connection Diagram of Test System.....10

 2.4 Support Unit used in test configuration and system.....10

 2.5 EUT Operation Test Setup10

 2.6 Measurement Results Explanation Example.....11

3 TEST RESULT.....12

 3.1 26dB & 99% Occupied Bandwidth Measurement12

 3.2 Maximum Conducted Output Power Measurement15

 3.3 Power Spectral Density Measurement17

 3.4 Unwanted Emissions Measurement.....19

 3.5 AC Conducted Emission Measurement.....24

 3.6 Antenna Requirements.....26

4 LIST OF MEASURING EQUIPMENT27

5 MEASUREMENT UNCERTAINTY28

APPENDIX A. CONDUCTED TEST RESULTS

APPENDIX B. AC CONDUCTED EMISSION TEST RESULT

APPENDIX C. RADIATED SPURIOUS EMISSION

APPENDIX D. DUTY CYCLE PLOTS

APPENDIX E. SETUP PHOTOGRAPHS



SUMMARY OF TEST RESULT

Report Section	FCC Rule	Description	Limit	Result	Remark
3.1	2.1049 & 15.403(i)	26dB & 99% Bandwidth	-	Report only	-
3.2	15.407(a)	Maximum Conducted Output Power	≤ 24 dBm	Pass	-
3.3	15.407(a)	Power Spectral Density	≤ 11 dBm/MHz	Pass	-
3.4	15.407(b)	Unwanted Emissions	15.407(b) & 15.209(a)	Pass	Under limit 2.03 dB at 15780.00 MHz
3.5	15.207	AC Conducted Emission	15.207(a)	Pass	Under limit 9.05 dB at 0.476 MHz
3.6	15.203 & 15.407(a)	Antenna Requirement	15.203 & 15.407(a)	Pass	-

Conformity Assessment Condition:
1. The test results (PASS/FAIL) with all measurement uncertainty excluded are presented against the regulation limits or in accordance with the requirements stipulated by the applicant/manufacturer who shall bear all the risks of non-compliance that may potentially occur if measurement uncertainty is taken into account.
2. The measurement uncertainty please refer to each test result in the section "Measurement Uncertainty"
Disclaimer:
The product specifications of the EUT presented in the test report that may affect the test assessments are declared by the manufacturer who shall take full responsibility for the authenticity.



1 General Description

1.1 Applicant

Ningbo Lingzhu Technology CO., Ltd.
No.578,Building 7,No.535 Kangqiao South Road,Jiangbei District,Ningbo,PRC

1.2 Manufacturer

Ningbo Lingzhu Technology CO., Ltd.
No.578,Building 7,No.535 Kangqiao South Road,Jiangbei District,Ningbo,PRC

1.3 Product Feature of Equipment Under Test

Product Feature	
Equipment	Smart Control Panel L
Model Name	TPP05-Z(US)
FCC ID	2A789-TPP05
SN Code	Conducted/Radiation: NSZEE18MK00008 Conduction: NSZEE18MK0005A

Remark: The above EUT's information was declared by manufacturer. Please refer to the specifications or user's manual for more detailed description.

1.4 Product Specification of Equipment Under Test

Standards-related Product Specification	
Tx/Rx Frequency Range	5180 MHz ~ 5240 MHz 5260 MHz ~ 5320 MHz 5500 MHz ~ 5700 MHz
Maximum Output Power to Antenna	<p><5180 MHz ~ 5240 MHz> 802.11a : 18.24 dBm / 0.0667 W 802.11n HT20 : 18.85 dBm / 0.0767 W 802.11n HT40 : 19.01 dBm / 0.0796 W</p> <p><5260 MHz ~ 5320 MHz> 802.11a : 16.45 dBm / 0.0442 W 802.11n HT20 : 19.55 dBm / 0.0902 W 802.11n HT40 : 19.92 dBm / 0.0982 W</p> <p><5500 MHz ~ 5700 MHz > 802.11a : 18.24 dBm / 0.0667 W 802.11n HT20 : 19.36 dBm / 0.0863 W 802.11n HT40 : 19.55 dBm / 0.0902 W</p>
99% Occupied Bandwidth	<p><5180 MHz ~ 5240 MHz> 802.11a : 16.48 MHz 802.11n HT20 : 17.73 MHz 802.11n HT40 : 35.96 MHz</p> <p><5260 MHz ~ 5320 MHz> 802.11a : 16.43 MHz 802.11n HT20 : 18.23 MHz 802.11n HT40 : 36.36 MHz</p>



	<5500 MHz ~ 5700 MHz > 802.11a : 16.53 MHz 802.11n HT20 : 18.13 MHz 802.11n HT40 : 36.36 MHz
Antenna Type / Gain	<5180 MHz ~ 5240 MHz> IPEX with gain 1.75 dBi <5260 MHz ~ 5320 MHz> IPEX with gain 1.75 dBi <5500 MHz ~ 5700 MHz> IPEX with gain 1.75 dBi
Type of Modulation	802.11a/n : OFDM (BPSK / QPSK / 16QAM / 64QAM)

Note: WLAN operation in 5600~5650MHz is notched.

1.5 Modification of EUT

No modifications are made to the EUT during all test items.

1.6 Testing Location

Sporton International Inc. (Kunshan) is accredited to ISO/IEC 17025:2017 by American Association for Laboratory Accreditation with Certificate Number 5145.02.

Test Firm	Sporton International Inc. (Kunshan)		
Test Site Location	No. 1098, Pengxi North Road, Kunshan Economic Development Zone Jiangsu Province 215300 People's Republic of China TEL : +86-512-57900158		
Test Site No.	Sporton Site No.	FCC Designation No.	FCC Test Firm Registration No.
	CO01-KS 03CH03-KS TH01-KS	CN1257	314309

1.7 Test Software

Item	Site	Manufacturer	Name	Version
1.	TH01-KS	SPORTON	FCC 15C-15E Test Tools Ver10.0_210607	10.0
2.	03CH03-KS	AUDIX	E3	210616
3.	CO01-KS	AUDIX	E3	6.2009-8-24



1.8 Applicable Standards

According to the specifications of the manufacturer, the EUT must comply with the requirements of the following standards:

- ♦ 47 CFR Part 15 Subpart E
- ♦ FCC KDB 789033 D02 General UNII Test Procedures New Rules v02r01.
- ♦ ANSI C63.10-2013

Remark:

1. All test items were verified and recorded according to the standards and without any deviation during the test.
2. This EUT has also been tested and complied with the requirements of FCC Part 15, Subpart B, recorded in a separate test report.



2 Test Configuration of Equipment Under Test

- a. The EUT has been associated with peripherals and configuration operated in a manner tended to maximize its emission characteristics in a typical application. Frequency range investigated: conduction emission (150 kHz to 30 MHz), radiation emission (9 kHz to the 10th harmonic of the highest fundamental frequency or to 40 GHz, whichever is lower). For radiated measurement, pre-scanned in three orthogonal panels, X, Y, Z. The worst cases (Z plane) were recorded in this report.
- b. AC power line Conducted Emission was tested under maximum output power.

2.1 Carrier Frequency and Channel

Frequency Band	Channel	Freq. (MHz)	Channel	Freq. (MHz)
5180-5240 MHz U-NII-1	36	5180	44	5220
	38*	5190	46*	5230
	40	5200	48	5240

Frequency Band	Channel	Freq. (MHz)	Channel	Freq. (MHz)
5260-5320 MHz U-NII-2A	52	5260	60	5300
	54*	5270	62*	5310
	56	5280	64	5320

Frequency Band	Channel	Freq. (MHz)	Channel	Freq. (MHz)
5500- 5700 MHz U-NII-2C	100	5500	116	5580
	102*	5510	132	5660
	104	5520	134*	5670
	108	5540	136	5680
	110*	5550	140	5700
	112	5560	-	-

Note: The above Frequency and Channel in "*" were 802.11n HT40.



2.2 Test Mode

Final test modes are considering the modulation and worse data rates as below table.

Modulation	Data Rate
802.11a	6 Mbps
802.11n HT20	MCS0
802.11n HT40	MCS0

Test Cases	
AC Conducted Emission	Mode 1 : Zigbee Link + WLAN 5G Link + L1/L2 light link + RS485 Link + AC Power

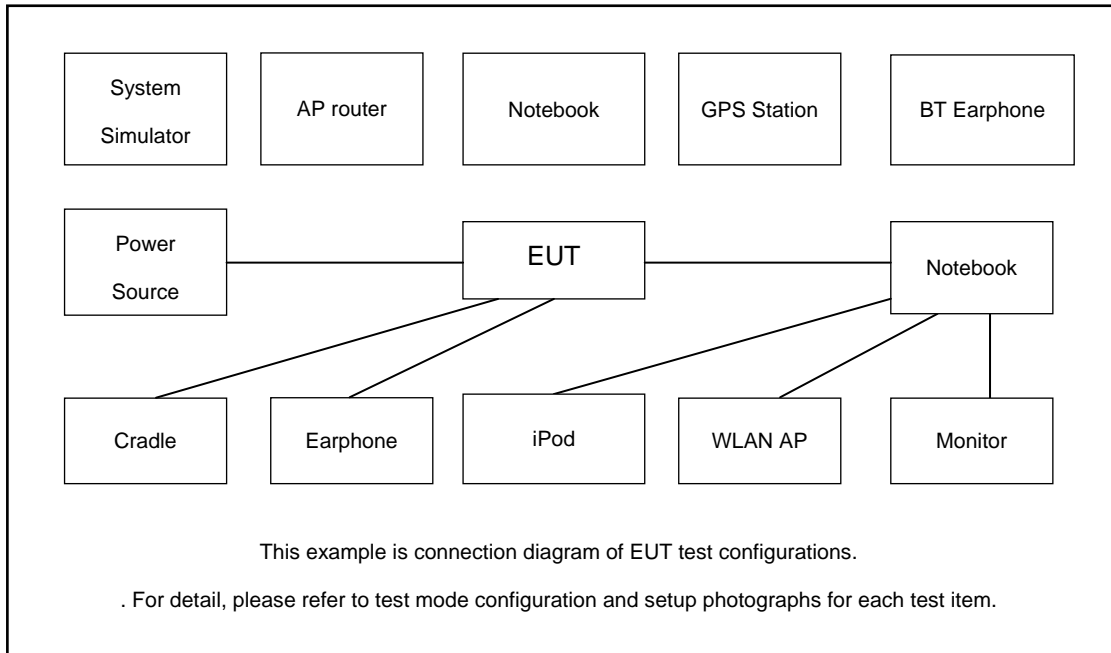
Simultaneous Transmission
802.11a_CH52 TX + Zigbee_CH26 TX

Ch. #		U-NII-1 : 5180-5240 MHz	U-NII-2A : 5260-5320 MHz	U-NII-2C : 5500- 5700 MHz
		802.11a	802.11a	802.11a
L	Low	36	52	100
M	Middle	44	60	116
H	High	48	64	140

Ch. #		U-NII-1 : 5180-5240 MHz	U-NII-2A : 5260-5320 MHz	U-NII-2C : 5500- 5700 MHz
		802.11n HT20	802.11n HT20	802.11n HT20
L	Low	36	52	100
M	Middle	44	60	116
H	High	48	64	140

Ch. #		U-NII-1 : 5180-5240 MHz	U-NII-2A : 5260-5320 MHz	U-NII-2C : 5500- 5700 MHz
		802.11n HT40	802.11n HT40	802.11n HT40
L	Low	38	54	102
M	Middle	-	-	110
H	High	46	62	134

2.3 Connection Diagram of Test System



2.4 Support Unit used in test configuration and system

Item	Equipment	Trade Name	Model Name	FCC ID	Data Cable	Power Cord
1.	Bluetooth Earphone	Lenovo	thinkplus-BH3	N/A	N/A	N/A
2.	WLAN AP	D-link	DIR-655	KA21R655B1	N/A	Unshielded, 1.8m
3.	Light	NA	NA	NA	NA	NA
4.	Notebook	Lenovo	G480	QDS-BRCM1050I	N/A	AC I/P: Unshielded, 1.8 m DC O/P: Shielded, 1.8 m

2.5 EUT Operation Test Setup

For WLAN RF test items, an engineering test program was provided and enabled to make EUT continuous transmit.

For AC power line conducted emissions, the EUT was set to connect with the WLAN AP under large package sizes transmission.



2.6 Measurement Results Explanation Example

For all conducted test items:

The offset level is set in the spectrum analyzer to compensate the RF cable loss and attenuator factor between EUT conducted output port and spectrum analyzer. With the offset compensation, the spectrum analyzer reading level is exactly the EUT RF output level.

Example :

The spectrum analyzer offset is derived from RF cable loss and attenuator factor.

Offset = RF cable loss + attenuator factor.

Following shows an offset computation example with cable loss 7.0 dB and 10dB attenuator.

$$\begin{aligned} \text{Offset(dB)} &= \text{RF cable loss(dB)} + \text{attenuator factor(dB)}. \\ &= 7.0 + 10 = 17.0 \text{ (dB)} \end{aligned}$$

3 Test Result

3.1 26dB & 99% Occupied Bandwidth Measurement

3.1.1 Description of 26dB & 99% Occupied Bandwidth

This section is for reporting purpose only.

There is no restriction limits for bandwidth.

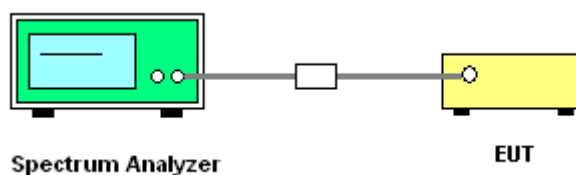
3.1.2 Measuring Instruments

The measuring equipment is listed in the section 4 of this test report.

3.1.3 Test Procedures

1. The testing follows FCC KDB 789033 D02 General UNII Test Procedures New Rules v02r01. Section C) Emission bandwidth
2. Set RBW = approximately 1% of the emission bandwidth.
3. Set the VBW > RBW.
4. Detector = Peak.
5. Trace mode = max hold
6. Measure the maximum width of the emission that is 26 dB down from the peak of the emission. Compare this with the RBW setting of the analyzer. Readjust RBW and repeat measurement as needed until the RBW/EBW ratio is approximately 1%.
7. For 99% Bandwidth Measurement, the spectrum analyzer's resolution bandwidth (RBW) is set 1% to 5% of the OBW and set the Video bandwidth (VBW) $\geq 3 * RBW$.
8. Measure and record the results in the test report.

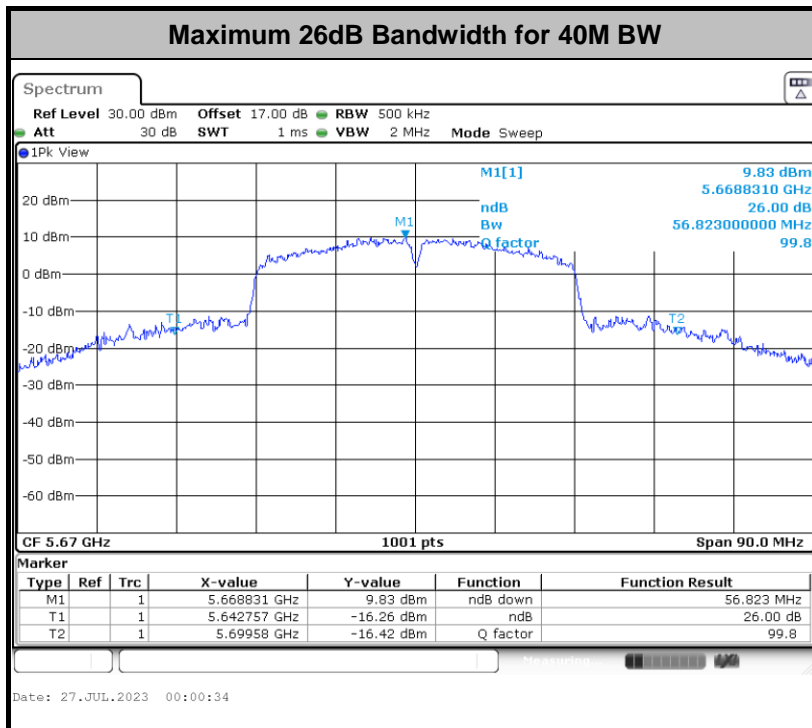
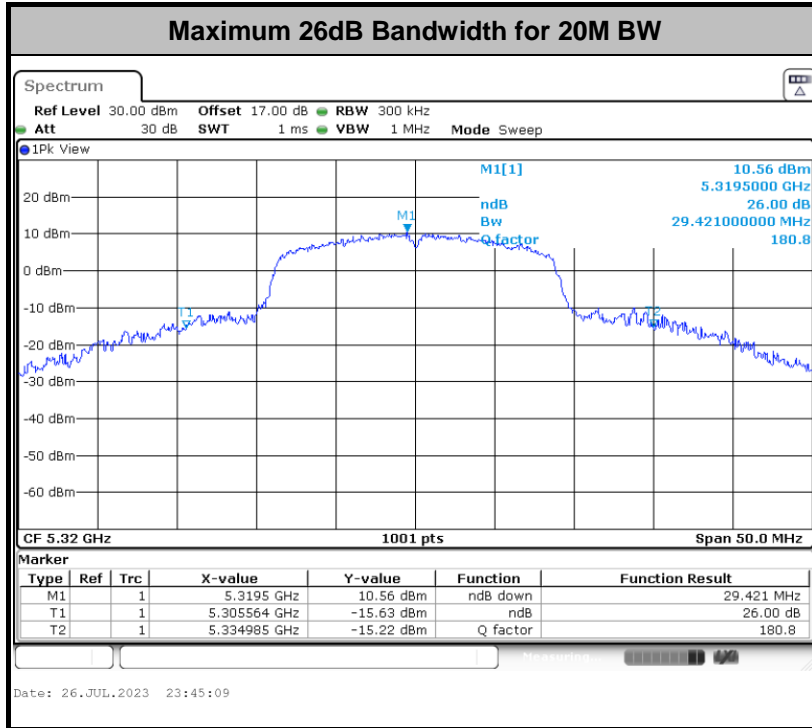
3.1.4 Test Setup

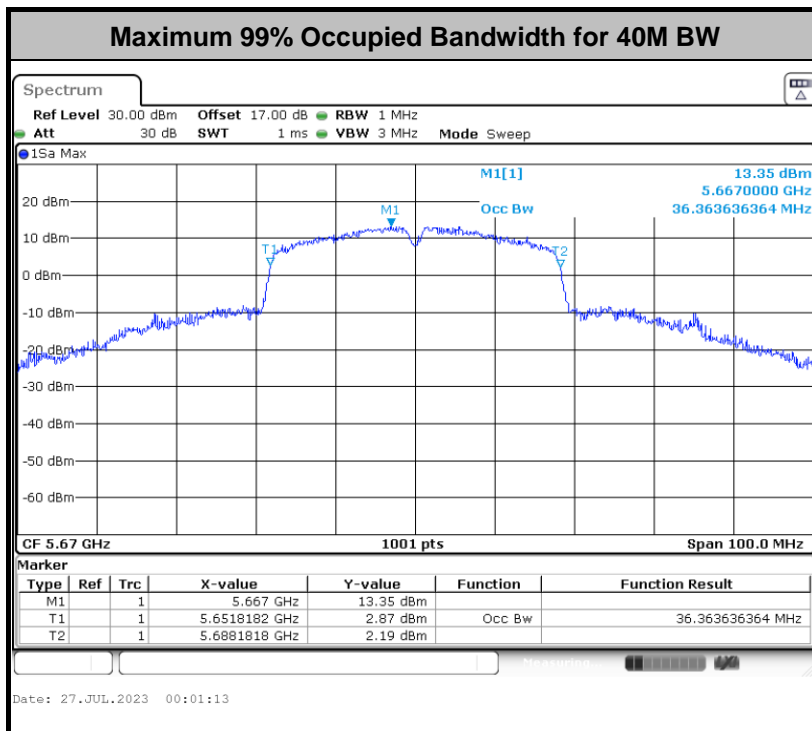
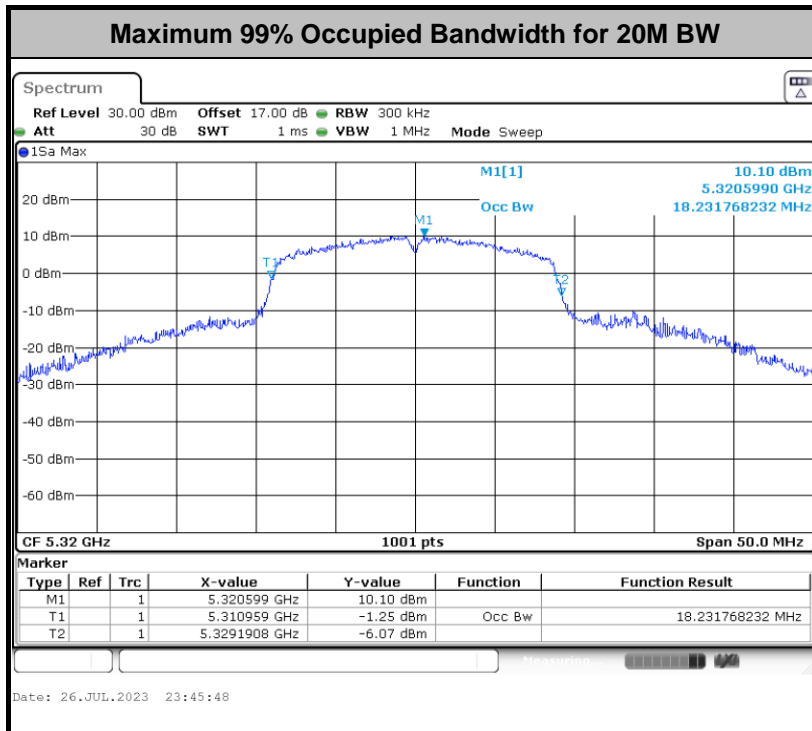




3.1.5 Test Result of 26dB & 99% Occupied Bandwidth

Please refer to Appendix A.





Note: The occupied channel bandwidth is maintained within the band of operation for all of the modulations.



3.2 Maximum Conducted Output Power Measurement

3.2.1 Limit of Maximum Conducted Output Power

<FCC 14-30 CFR 15.407>

For mobile and portable client devices in the 5.15–5.25 GHz band, the maximum conducted output power over the frequency band of operation shall not exceed 250 mW.

For the 5.25–5.725 GHz bands, the maximum conducted output power over the frequency bands of operation shall not exceed the lesser of 250 mW or $11 \text{ dBm} + 10 \log_{10} B$, where B is the 26 dB emission bandwidth in megahertz.

For the 5.47–5.6 GHz and 5.65–5.725 GHz band, the maximum conducted output power shall not exceed 250 mW or $11 + 10 \log_{10} B$, dBm, whichever power is less. The maximum e.i.r.p. shall not exceed 1.0 W or $17 + 10 \log_{10} B$, dBm, whichever is less. B is the 99% emission bandwidth in megahertz.

If transmitting antennas of directional gain greater than 6 dBi are used, the peak output power shall be reduced by the amount in dB that the directional gain of the antenna exceeds 6 dBi.

Note that U-NII-2 band, devices with a maximum e.i.r.p. greater than 500 mW shall implement TPC in order to have the capability to operate at least 6 dB below the maximum permitted e.i.r.p. of 1 W.

3.2.2 Measuring Instruments

The measuring equipment is listed in the section 4 of this test report.

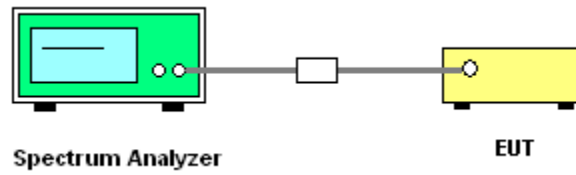
3.2.3 Test Procedures

The testing follows Method PM of FCC KDB 789033 D02 General UNII Test Procedures New Rules v02r01.

Method PM (Measurement using an RF average power meter):

1. Measurement is performed using a wideband RF power meter.
2. The EUT is configured to transmit continuously with a consistent duty cycle at its maximum power control level.
3. Measure the average power of the transmitter, and the average power is corrected with duty factor, $10 \log(1/x)$, where x is the duty cycle.

3.2.4 Test Setup



3.2.5 Test Result of Maximum Conducted Output Power

Please refer to Appendix A.



3.3 Power Spectral Density Measurement

3.3.1 Limit of Power Spectral Density

<FCC 14-30 CFR 15.407>

For mobile and portable client devices in the 5.15–5.25 GHz band, the maximum power spectral density shall not exceed 11dBm in any 1 megahertz band.

For the 5.25–5.725 GHz bands, the maximum power spectral density shall not exceed 11 dBm in any 1 megahertz band.

If transmitting antennas of directional gain greater than 6 dBi are used, the peak output power shall be reduced by the amount in dB that the directional gain of the antenna exceeds 6 dBi.

3.3.2 Measuring Instruments

The measuring equipment is listed in the section 4 of this test report.

3.3.3 Test Procedures

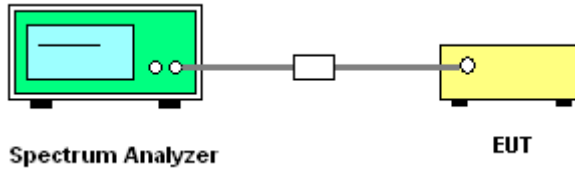
The testing follows FCC KDB 789033 D02 General UNII Test Procedures New Rules v02r01. Section F) Maximum power spectral density.

Method SA-2

(trace averaging across on and off times of the EUT transmissions, followed by duty cycle correction).

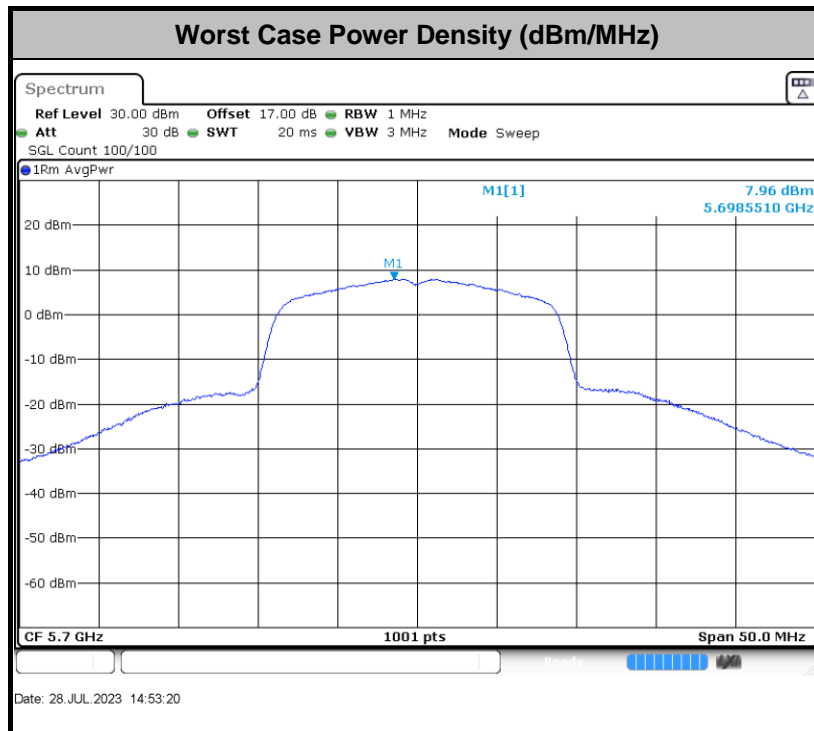
- Measure the duty cycle.
 - Set span to encompass the entire emission bandwidth (EBW) of the signal.
 - Set RBW = 1 MHz.
 - Set VBW \geq 3 MHz.
 - Number of points in sweep \geq 2 Span / RBW.
 - Sweep time = auto.
 - Detector = RMS
 - Trace average at least 100 traces in power averaging mode.
 - Add $10 \log(1/x)$, where x is the duty cycle, to the measured power in order to compute the average power during the actual transmission times. For example, add $10 \log(1/0.25) = 6$ dB if the duty cycle is 25 percent.
1. The RF output of EUT was connected to the spectrum analyzer by a low loss cable.
 2. Each plot has already offset with cable loss, and attenuator loss. Measure the PPSD and record it.

3.3.4 Test Setup



3.3.5 Test Result of Power Spectral Density

Please refer to Appendix A.



Note: Average Power Density (dB) = Measured value + Duty Factor



3.4 Unwanted Emissions Measurement

This section is to measure unwanted emissions through radiated measurement for band edge spurious emissions and out of band emissions measurement.

3.4.1 Limit of Unwanted Emissions

- (1) For transmitters operating in the 5150-5250 MHz band: all emissions outside of the 5150-5350 MHz band shall not exceed an EIRP of -27dBm/MHz.

For transmitters operating in the 5250-5350 MHz band: all emissions outside of the 5150-5350 MHz band shall not exceed an EIRP of -27 dBm/MHz. Devices operating in the 5250-5350 MHz band that generate emissions in the 5150-5250 MHz band must meet all applicable technical requirements for operation in the 5150-5250 MHz band (including indoor use) or alternatively meet an out-of-band emission EIRP limit of -27 dBm/MHz in the 5150-5250 MHz band.

For transmitters operating in the 5470-5725 MHz band: all emissions outside of the 5470-5725 MHz band shall not exceed an EIRP of -27 dBm/MHz.

- (2) Unwanted spurious emissions fallen in restricted bands shall comply with the general field strength limits as below table,

Frequency (MHz)	Field Strength (microvolts/meter)	Measurement Distance (meters)
0.009 – 0.490	2400/F(kHz)	300
0.490 – 1.705	24000/F(kHz)	30
1.705 – 30.0	30	30
30 – 88	100	3
88 – 216	150	3
216 - 960	200	3
Above 960	500	3



EIRP (dBm)	Field Strength at 3m (dBμV/m)
- 27	68.2

Note: The following formula is used to convert the EIRP to field strength.

$$EIRP = E_{Meas} + 20\log (d_{Meas}) - 104.7$$

where

EIRP is the equivalent isotropically radiated power, in dBm

E_{Meas} is the field strength of the emission at the measurement distance, in dBμV/m

d_{Meas} is the measurement distance, in m

(3) ANSI C63.10-2013 clause 12.7.3 note 97

As specified by regulatory requirements, emissions above 1000 MHz that are outside of the restricted bands are subject to a peak emission limit. However, an out-of-band emission that complies with both the average and peak general regulatory limits is not required to satisfy the peak emission limit.

3.4.2 Measuring Instruments

The measuring equipment is listed in the section 4 of this test report.

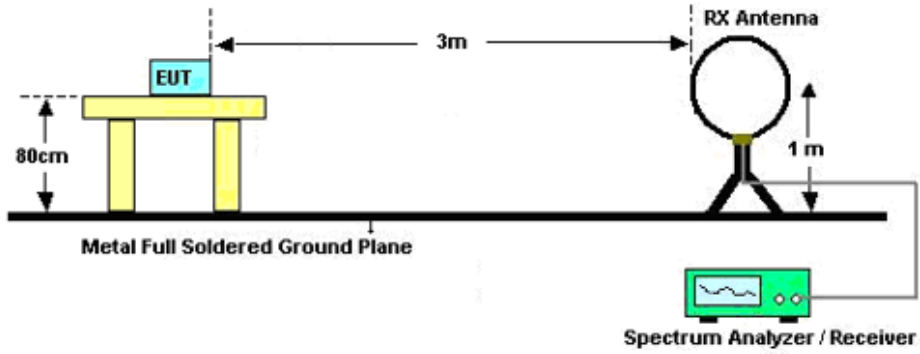


3.4.3 Test Procedures

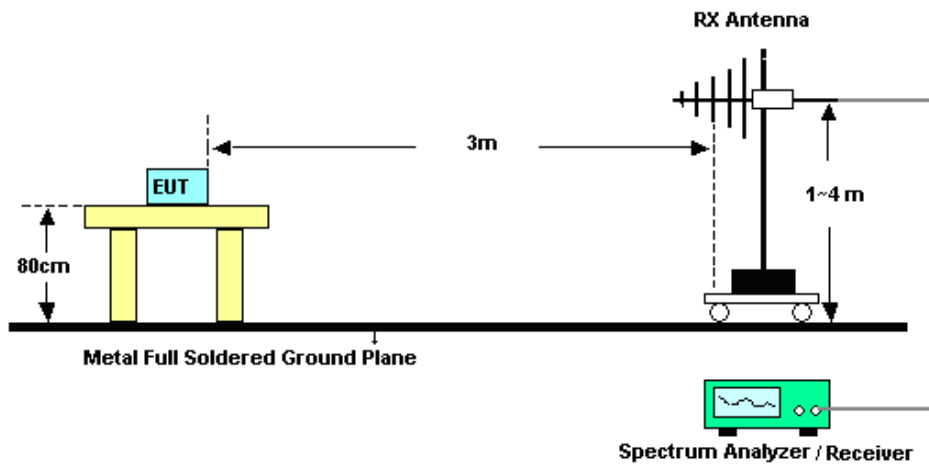
1. The testing follows FCC KDB 789033 D02 General UNII Test Procedures New Rules v02r01. Section G) Unwanted emissions measurement.
 - (1) Procedure for Unwanted Emissions Measurements Below 1000MHz
 - RBW = 120 kHz
 - VBW = 300 kHz
 - Detector = Peak
 - Trace mode = max hold
 - (2) Procedure for Peak Unwanted Emissions Measurements Above 1000 MHz
 - RBW = 1 MHz
 - VBW \geq 3 MHz
 - Detector = Peak
 - Sweep time = auto
 - Trace mode = max hold
 - (3) Procedures for Average Unwanted Emissions Measurements Above 1000MHz
 - RBW = 1 MHz
 - VBW = 10 Hz, when duty cycle is no less than 98 percent.
 - VBW \geq 1/T, when duty cycle is less than 98 percent where T is the minimum transmission duration over which the transmitter is on and is transmitting at its maximum power control level for the tested mode of operation.
2. The EUT was placed on a turntable with 0.8 meter for frequency below 1GHz and 1.5 meter for frequency above 1GHz respectively above ground.
3. The EUT was set 3 meters from the interference receiving antenna which was mounted on the top of a variable height antenna tower.
4. The antenna is a broadband antenna and its height is adjusted between one meter and four meters above ground to find the maximum value of the field strength for both horizontal polarization and vertical polarization of the antenna.
5. For each suspected emission, the EUT was arranged to its worst case and then adjust the antenna tower (from 1 m to 4 m) and turntable (from 0 degree to 360 degrees) to find the maximum reading.
6. For testing below 1GHz, if the emission level of the EUT in peak mode was 3 dB lower than the limit specified, then peak values of EUT will be reported, otherwise, the emissions will be repeated one by one using the CISPR quasi-peak method and reported.
7. For testing above 1GHz, the emission level of the EUT in peak mode was 20dB lower than peak limit (that means the emission level in average mode also complies with the limit in average mode), then peak values of EUT will be reported, otherwise, the emissions will be measured in average mode again and reported.

3.4.4 Test Setup

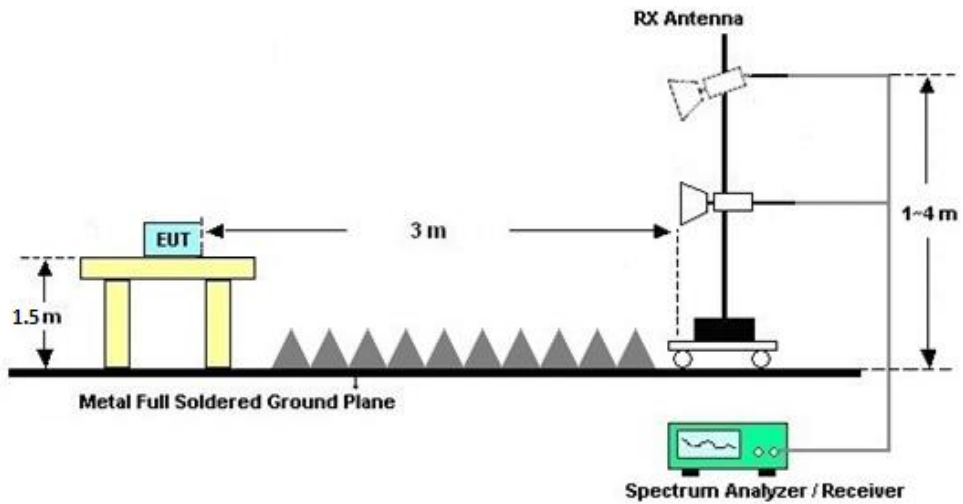
For radiated emissions below 30MHz



For radiated emissions from 30MHz to 1GHz



For radiated emissions above 1GHz





3.4.5 Test Results of Radiated Spurious Emissions (9 kHz ~ 30 MHz)

The low frequency, which started from 9 kHz to 30MHz, was pre-scanned and the result which was 20dB lower than the limit line was not reported.

There is a comparison data of both open-field test site and semi-Anechoic chamber, and the result came out very similar.

3.4.6 Test Result of Radiated Spurious at Band Edges

Please refer to Appendix C.

3.4.7 Duty Cycle

Please refer to Appendix D.

3.4.8 Test Result of Radiated Spurious Emissions (30MHz ~ 10th Harmonic or 40GHz, whichever is lower)

Please refer to Appendix C.



3.5 AC Conducted Emission Measurement

3.5.1 Limit of AC Conducted Emission

For equipment that is designed to be connected to the public utility (AC) power line, the radio frequency voltage that is conducted back onto the AC power line on any frequency or frequencies within the band 150 kHz to 30 MHz shall not exceed the limits in the following table.

Frequency of emission (MHz)	Conducted limit (dBµV)	
	Quasi-peak	Average
0.15-0.5	66 to 56*	56 to 46*
0.5-5	56	46
5-30	60	50

*Decreases with the logarithm of the frequency.

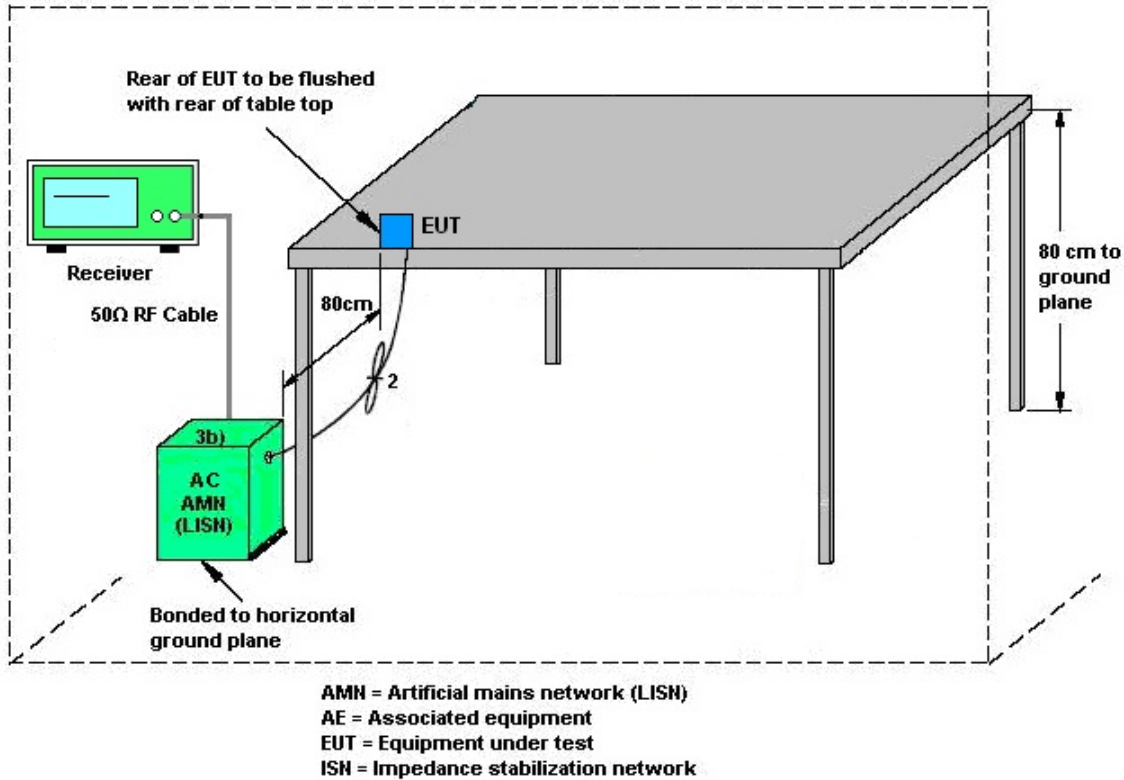
3.5.2 Measuring Instruments

The measuring equipment is listed in the section 4 of this test report.

3.5.3 Test Procedures

1. The EUT was placed 0.4 meter from the conducting wall of the shielding room was kept at least 80 centimeters from any other grounded conducting surface.
2. Connect EUT to the power mains through a line impedance stabilization network (LISN).
3. All the support units are connecting to the other LISN.
4. The LISN provides 50 ohm coupling impedance for the measuring instrument.
5. The FCC states that a 50 ohm, 50 microhenry LISN should be used.
6. Both sides of AC line were checked for maximum conducted interference.
7. The frequency range from 150 kHz to 30 MHz was searched.
8. Set the test-receiver system to Peak Detect Function and specified bandwidth with Maximum Hold Mode.

3.5.4 Test Setup



3.5.5 Test Result of AC Conducted Emission

Please refer to Appendix B.



3.6 Antenna Requirements

3.6.1 Standard Applicable

If transmitting antenna directional gain is greater than 6 dBi, both the peak transmit power and the peak power spectral density shall be reduced by the amount in dB that the directional gain of the antenna exceeds 6 dBi.

3.6.2 Antenna Anti-Replacement Construction

An embedded-in antenna design is used.

3.6.3 Antenna Gain

The antenna peak gain of EUT is less than 6 dBi. Therefore, it is not necessary to reduce maximum peak output power limit.



4 List of Measuring Equipment

Instrument	Manufacturer	Model No.	Serial No.	Characteristics	Calibration Date	Test Date	Due Date	Remark
Spectrum Analyzer	R&S	FSV40	101040	10Hz~40GHz	Oct. 12, 2022	Jul. 26, 2023~ Jul. 28, 2023	Oct. 11, 2023	Conducted (TH01-KS)
Pulse Power Sensor	Anritsu	MA2411B	0917070	300MHz~40GHz	Jan. 05, 2023	Jul. 26, 2023~ Jul. 28, 2023	Jan. 04, 2024	Conducted (TH01-KS)
Power Meter	Anritsu	ML2495A	1005002	50MHz Bandwidth	Jan. 05, 2023	Jul. 26, 2023~ Jul. 28, 2023	Jan. 04, 2024	Conducted (TH01-KS)
EMI Test Receiver	Keysight	N9038A	MY56400004	3Hz~8.5GHz;Max 30dBm	Oct. 13, 2022	Aug. 25, 2023~ Aug. 28, 2023	Oct. 12, 2023	Radiation (03CH03-KS)
EXA Spectrum Analyzer	Keysight	N9010A	MY55150244	10Hz~44GHz	May 15, 2023	Aug. 25, 2023~ Aug. 28, 2023	May 14, 2024	Radiation (03CH03-KS)
Loop Antenna	R&S	HFH2-Z2	100321	9kHz~30MHz	Oct. 16, 2022	Aug. 25, 2023~ Aug. 28, 2023	Oct. 15, 2023	Radiation (03CH03-KS)
Bilog Antenna	TeseQ	CBL6112D	23182	30MHz~1GHz	Dec. 23, 2022	Aug. 25, 2023~ Aug. 28, 2023	Dec. 22, 2023	Radiation (03CH03-KS)
Double Ridge Horn Antenna	ETS-Lindgren	3117	75957	1GHz~18GHz	Nov. 15, 2022	Aug. 25, 2023~ Aug. 28, 2023	Nov. 14, 2023	Radiation (03CH03-KS)
SHF-EHF Horn	com-power	AH-840	101116	18GHz~40GHz	Oct. 17, 2022	Aug. 25, 2023~ Aug. 28, 2023	Oct. 16, 2023	Radiation (03CH03-KS)
Amplifier	SONOMA	310N	413740	30MHz ~1000MHz	Jan. 05, 2023	Aug. 25, 2023~ Aug. 28, 2023	Jan. 04, 2024	Radiation (03CH03-KS)
Amplifier	EM	EM18G40GA	060851	18~40GHz	Jan. 05, 2023	Aug. 25, 2023~ Aug. 28, 2023	Jan. 04, 2024	Radiation (03CH03-KS)
high gain Amplifier	MITEQ	AMF-7D-0010 1800-30-10P	2082394	1Ghz-18Ghz	Jan. 05, 2023	Aug. 25, 2023~ Aug. 28, 2023	Jan. 04, 2024	Radiation (03CH03-KS)
Amplifier	Keysight	83017A	MY53270319	1GHz~26.5GHz	Oct. 12, 2022	Aug. 25, 2023~ Aug. 28, 2023	Oct. 11, 2023	Radiation (03CH03-KS)
AC Power Source	Chroma	61601	F104090004	N/A	NCR	Aug. 25, 2023~ Aug. 28, 2023	NCR	Radiation (03CH03-KS)
Turn Table	ChamPro	EM 1000-T	060762-T	0~360 degree	NCR	Aug. 25, 2023~ Aug. 28, 2023	NCR	Radiation (03CH03-KS)
Antenna Mast	ChamPro	EM 1000-A	060762-A	1 m~4 m	NCR	Aug. 25, 2023~ Aug. 28, 2023	NCR	Radiation (03CH03-KS)
EMI Receiver	R&S	ESCI7	100768	9kHz~7GHz;	May 16, 2023	Aug. 11, 2023	May 15, 2024	Conduction (CO01-KS)
AC LISN (for auxiliary equipment)	MessTec	AN3016	060103	9kHz~30MHz	Oct. 13, 2022	Aug. 11, 2023	Oct. 12, 2023	Conduction (CO01-KS)
AC LISN	MessTec	AN3016	060105	9kHz~30MHz	May 16, 2023	Aug. 11, 2023	May 15, 2024	Conduction (CO01-KS)
AC Power Source	Chroma	61602	ABP0000008 11	AC 0V~300V, 45Hz~1000Hz	Oct. 12, 2022	Aug. 11, 2023	Oct. 11, 2023	Conduction (CO01-KS)

NCR: No Calibration Required



5 Measurement Uncertainty

The measurement uncertainties shown below were calculated in accordance with the requirements of ANSI 63.10-2013. All the measurement uncertainty value were shown with a coverage K=2 to indicate 95% level of confidence. The measurement data show herein meets or exceeds the CISPR measurement uncertainty values specified in CISPR 16-4-2 and can be compared directly to specified limit to determine compliance.

Uncertainty of Conducted Measurement

Test Item	Uncertainty
Conducted Power	±0.46 dB
Conducted Emissions	±2.26 dB
Occupied Channel Bandwidth	±0.1 %
Conducted Power Spectral Density	±0.88 dB

Uncertainty of Conducted Emission Measurement (150kHz ~ 30MHz)

Measuring Uncertainty for a Level of Confidence of 95% (U = 2Uc(y))	2.78dB
---	--------

Uncertainty of Radiated Emission Measurement (30 MHz ~ 1000 MHz)

Measuring Uncertainty for a Level of Confidence of 95% (U = 2Uc(y))	4.0dB
---	-------

Uncertainty of Radiated Emission Measurement (1000 MHz ~ 18000 MHz)

Measuring Uncertainty for a Level of Confidence of 95% (U = 2Uc(y))	5.0dB
---	-------

Uncertainty of Radiated Emission Measurement (18000 MHz ~ 40000 MHz)

Measuring Uncertainty for a Level of Confidence of 95% (U = 2Uc(y))	5.0dB
---	-------

----- THE END -----



Appendix A. Conducted Test Results

Report Number : FR372501C _____

Test Engineer:	akun	Temperature:	21~25	°C
Test Date:	2023.7.26~2023.7.28	Relative Humidity:	51~54	%

TEST RESULTS DATA
26dB and 99% OBW

U-NII-1 single antenna										
Mod.	Data Rate	NTX	CH.	Freq. (MHz)	99% Bandwidth (MHz)	26 dB Bandwidth (MHz)	FCC 99% Bandwidth Power Limit (dBm)	FCC 99% Bandwidth EIRP Limit (dBm)		Note
					Ant 1	Ant 1	Ant 1	Ant 1		
11a	6Mbps	1	36	5180	16.48	19.53	-	22.17		
11a	6Mbps	1	44	5220	16.33	19.93	-	22.13		
11a	6Mbps	1	48	5240	16.33	19.53	-	22.13		
HT20	MCS0	1	36	5180	17.68	21.08	-	22.48		
HT20	MCS0	1	44	5220	17.68	21.03	-	22.48		
HT20	MCS0	1	48	5240	17.73	21.63	-	22.49		
HT40	MCS0	1	38	5190	35.96	38.39	-	23.01		
HT40	MCS0	1	46	5230	35.96	39.83	-	23.01		

TEST RESULTS DATA
Average Power Table

FCC U-NII-1 single antenna												
Mod.	Data Rate	NTX	CH.	Freq. (MHz)	Duty Factor (dB)	Average Conducted Power with duty factor (dBm)	FCC Conducted Power Limit (dBm)	DG (dBi)		Pass/Fail	Power Setting	
					Ant 1	Ant 1	Ant 1	Ant 1			Ant 1	
11a	6Mbps	1	36	5180	0.27	18.24	24.00	1.75		Pass	21	
11a	6Mbps	1	44	5220	0.27	15.38	24.00	1.75		Pass	18	
11a	6Mbps	1	48	5240	0.27	15.26	24.00	1.75		Pass	18	
HT20	MCS0	1	36	5180	0.41	18.85	24.00	1.75		Pass	22	
HT20	MCS0	1	44	5220	0.41	18.73	24.00	1.75		Pass	22	
HT20	MCS0	1	48	5240	0.41	18.66	24.00	1.75		Pass	22	
HT40	MCS0	1	38	5190	0.79	19.01	24.00	1.75		Pass	22	
HT40	MCS0	1	46	5230	0.79	18.80	24.00	1.75		Pass	22	

TEST RESULTS DATA
Power Spectral Density

FCC U-NII-1 single antenna												
Mod.	Data Rate	NTX	CH.	Freq. (MHz)	Duty Factor (dB)		Average Power Density with Duty Factor (dBm/MHz)		Average PSD Limit (dBm/MHz)		DG (dBi)	Pass /Fail
					Ant 1	Ant 1	SUM	Ant 1	Ant 1			
11a	6Mbps	1	36	5180	0.27	7.68			11.00	1.75		Pass
11a	6Mbps	1	44	5220	0.27	4.75			11.00	1.75		Pass
11a	6Mbps	1	48	5240	0.27	4.80			11.00	1.75		Pass
HT20	MCS0	1	36	5180	0.41	8.12			11.00	1.75		Pass
HT20	MCS0	1	44	5220	0.41	8.03			11.00	1.75		Pass
HT20	MCS0	1	48	5240	0.41	7.92			11.00	1.75		Pass
HT40	MCS0	1	38	5190	0.79	5.57			11.00	1.75		Pass
HT40	MCS0	1	46	5230	0.79	5.27			11.00	1.75		Pass

TEST RESULTS DATA
26dB and 99% OBW

U-NII-2A single antenna										
Mod.	Data Rate	NTX	CH.	Freq. (MHz)	99% Bandwidth (MHz)	26 dB Bandwidth (MHz)	FCC 99% Bandwidth Power Limit (dBm)	FCC 99% Bandwidth EIRP Limit (dBm)	FCC 26dB Bandwidth Power Limit (dBm)	Note
					Ant 1	Ant 1	Ant 1	Ant 1	Ant 1	
11a	6Mbps	1	52	5260	16.38	20.03	23.14	29.14	23.98	
11a	6Mbps	1	60	5300	16.33	19.63	23.13	29.13	23.93	
11a	6Mbps	1	64	5320	16.43	19.88	23.16	29.16	23.98	
HT20	MCS0	1	52	5260	17.48	20.28	23.43	29.43	23.98	
HT20	MCS0	1	60	5300	17.48	20.73	23.43	29.43	23.98	
HT20	MCS0	1	64	5320	18.23	29.42	23.61	29.61	23.98	
HT40	MCS0	1	54	5270	35.06	39.65	23.98	30.00	23.98	
HT40	MCS0	1	62	5310	36.36	44.96	23.98	30.00	23.98	

TEST RESULTS DATA
Average Power Table

FCC U-NII-2A single antenna										
Mod.	Data Rate	NTX	CH.	Freq. (MHz)	Duty Factor (dB)	Average Conducted Power with duty factor (dBm)	FCC Conducted Power Limit (dBm)	DG (dBi)	EIRP Power Limit (dBm)	Pass/Fail
					Ant 1	Ant 1	Ant 1	Ant 1		
11a	6Mbps	1	52	5260	0.27	15.01	23.98	1.75	26.99	Pass
11a	6Mbps	1	60	5300	0.27	15.02	23.93	1.75	26.99	Pass
11a	6Mbps	1	64	5320	0.27	16.45	23.98	1.75	26.99	Pass
HT20	MCS0	1	52	5260	0.41	16.64	23.98	1.75	26.99	Pass
HT20	MCS0	1	60	5300	0.41	16.82	23.98	1.75	26.99	Pass
HT20	MCS0	1	64	5320	0.41	19.55	23.98	1.75	26.99	Pass
HT40	MCS0	1	54	5270	0.79	19.85	23.98	1.75	26.99	Pass
HT40	MCS0	1	62	5310	0.79	19.92	23.98	1.75	26.99	Pass

TEST RESULTS DATA
Power Spectral Density

U-NII-2A single antenna											
Mod.	Data Rate	NTX	CH.	Freq. (MHz)	Duty Factor (dB)	Average Power Density with Duty Factor (dBm/MHz)		Average PSD Limit (dBm/MHz)		DG (dBi)	Pass /Fail
					Ant 1	Ant 1	SUM	Ant 1	Ant 1		
11a	6Mbps	1	52	5260	0.27	4.68		11.00	1.75		Pass
11a	6Mbps	1	60	5300	0.27	4.49		11.00	1.75		Pass
11a	6Mbps	1	64	5320	0.27	5.91		11.00	1.75		Pass
HT20	MCS0	1	52	5260	0.41	6.13		11.00	1.75		Pass
HT20	MCS0	1	60	5300	0.41	4.30		11.00	1.75		Pass
HT20	MCS0	1	64	5320	0.41	7.36		11.00	1.75		Pass
HT40	MCS0	1	54	5270	0.79	6.17		11.00	1.75		Pass
HT40	MCS0	1	62	5310	0.79	6.35		11.00	1.75		Pass

TEST RESULTS DATA
26dB and 99% OBW

U-NII-2C single antenna									
Mod.	Data Rate	NTX	CH.	Freq. (MHz)	99% Bandwidth In U-NII 2C (MHz)	26 dB Bandwidth In U-NII 2C (MHz)	FCC 99% Bandwidth Power Limit (dBm)	FCC 99% Bandwidth EIRP Limit (dBm)	FCC 26dB Bandwidth Power Limit (dBm)
					Ant 1	Ant 1	Ant 1	Ant 1	Ant 1
11a	6Mbps	1	100	5500	16.38	19.53	23.14	29.14	23.91
11a	6Mbps	1	116	5580	16.43	19.73	23.16	29.16	23.95
11a	6Mbps	1	140	5700	16.53	19.88	23.18	29.18	23.98
HT20	MCS0	1	100	5500	17.63	20.73	23.46	29.46	23.98
HT20	MCS0	1	116	5580	17.58	21.33	23.45	29.45	23.98
HT20	MCS0	1	140	5700	18.13	27.62	23.58	29.58	23.98
HT40	MCS0	1	102	5510	35.56	38.21	23.98	30.00	23.98
HT40	MCS0	1	110	5550	35.66	38.39	23.98	30.00	23.98
HT40	MCS0	1	134	5670	36.36	56.82	23.98	30.00	23.98

TEST RESULTS DATA
Average Power Table

FCC U-NII-2C single antenna										
Mod.	Data Rate	NTX	CH.	Freq. (MHz)	Duty Factor (dB)	Average Conducted Power with duty factor (dBm)	FCC Conducted Power Limit (dBm)	DG (dBi)	EIRP Power Limit (dBm)	Pass/Fail
					Ant 1	Ant 1	Ant 1	Ant 1		
11a	6Mbps	1	100	5500	0.27	16.69	23.91	1.75	26.99	Pass
11a	6Mbps	1	116	5580	0.27	16.60	23.95	1.75	26.99	Pass
11a	6Mbps	1	140	5700	0.27	18.24	23.98	1.75	26.99	Pass
HT20	MCS0	1	100	5500	0.41	16.16	23.98	1.75	26.99	Pass
HT20	MCS0	1	116	5580	0.41	16.43	23.98	1.75	26.99	Pass
HT20	MCS0	1	140	5700	0.41	19.36	23.98	1.75	26.99	Pass
HT40	MCS0	1	102	5510	0.79	16.38	23.98	1.75	26.99	Pass
HT40	MCS0	1	110	5550	0.79	16.47	23.98	1.75	26.99	Pass
HT40	MCS0	1	134	5670	0.79	19.55	23.98	1.75	26.99	Pass

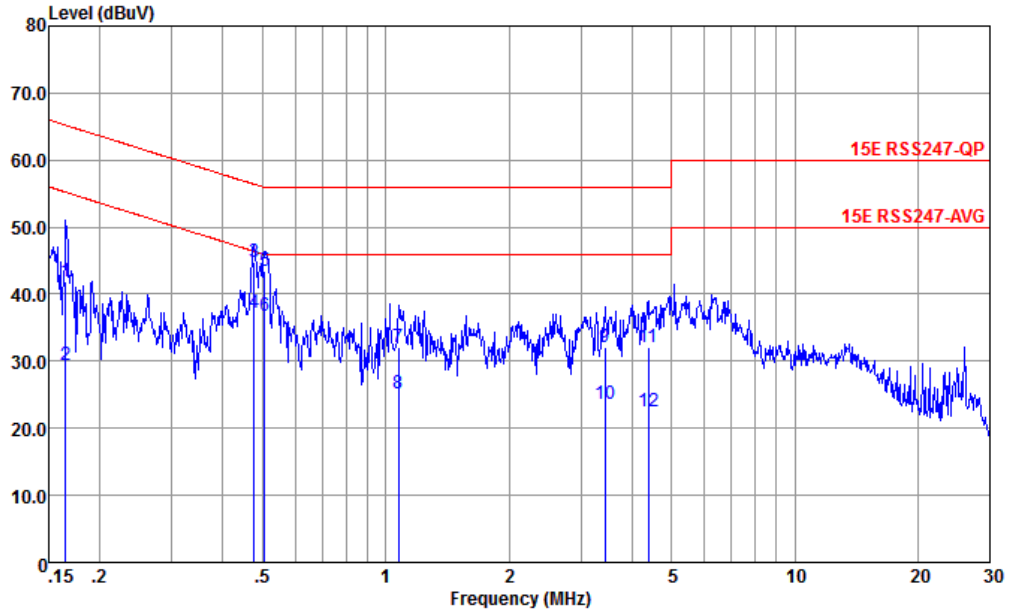
TEST RESULTS DATA
Power Spectral Density

U-NII-2C single antenna											
Mod.	Data Rate	NTX	CH.	Freq. (MHz)	Duty Factor (dB)	Average Power Density with Duty Factor (dBm/MHz)		Average PSD Limit (dBm/MHz)		DG (dBi)	Pass /Fail
					Ant 1	Ant 1	SUM	Ant 1	Ant 1		
11a	6Mbps	1	100	5500	0.27	5.78		11.00	1.75		Pass
11a	6Mbps	1	116	5580	0.27	5.86		11.00	1.75		Pass
11a	6Mbps	1	140	5700	0.27	7.83		11.00	1.75		Pass
HT20	MCS0	1	100	5500	0.41	5.19		11.00	1.75		Pass
HT20	MCS0	1	116	5580	0.41	5.80		11.00	1.75		Pass
HT20	MCS0	1	140	5700	0.41	8.37		11.00	1.75		Pass
HT40	MCS0	1	102	5510	0.79	2.89		11.00	1.75		Pass
HT40	MCS0	1	110	5550	0.79	3.13		11.00	1.75		Pass
HT40	MCS0	1	134	5670	0.79	6.09		11.00	1.75		Pass



Appendix B. AC Conducted Emission Test Results

Test Engineer :	Amos Zhang	Temperature :	25.3~26.2°C
		Relative Humidity :	38~40%
Test Voltage :	120Vac / 60Hz	Phase :	Line
Remark :	All emissions not reported here are more than 10 dB below the prescribed limit.		

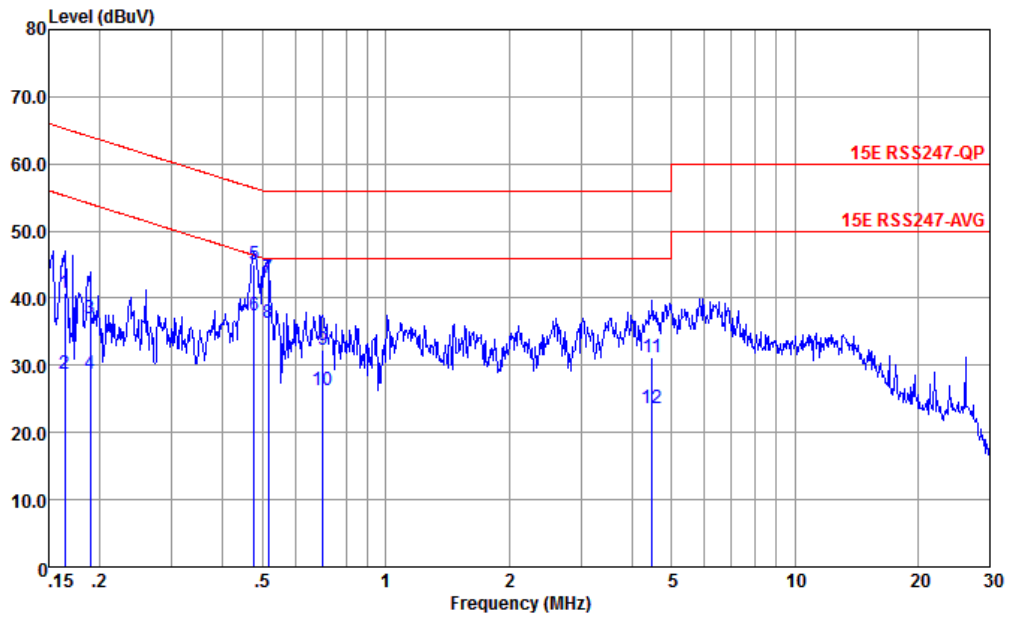


Site : CO01-KS
 Condition : 15E RSS247-QP LISN-060105-L 2023 LINE

	Freq	Level	Over Limit	Limit Line	Read Level	LISN Factor	Cable Loss	Remark
	MHz	dBuV	dB	dBuV	dBuV	dB	dB	
1	0.165	41.97	-23.24	65.21	31.50	0.04	10.43	QP
2	0.165	29.37	-25.84	55.21	18.90	0.04	10.43	Average
3	0.476	44.81	-11.60	56.41	34.60	-0.02	10.23	QP
4	0.476	37.11	-9.30	46.41	26.90	-0.02	10.23	Average
5	0.505	43.48	-12.52	56.00	33.30	-0.03	10.21	QP
6 *	0.505	36.78	-9.22	46.00	26.60	-0.03	10.21	Average
7	1.077	32.20	-23.80	56.00	22.20	-0.10	10.10	QP
8	1.077	25.10	-20.90	46.00	15.10	-0.10	10.10	Average
9	3.436	32.16	-23.84	56.00	22.20	-0.10	10.06	QP
10	3.436	23.56	-22.44	46.00	13.60	-0.10	10.06	Average
11	4.384	32.13	-23.87	56.00	22.19	-0.12	10.06	QP
12	4.384	22.53	-23.47	46.00	12.59	-0.12	10.06	Average



Test Engineer :	Amos Zhang	Temperature :	25.3~26.2°C
		Relative Humidity :	38~40%
Test Voltage :	120Vac / 60Hz	Phase :	Neutral
Remark :	All emissions not reported here are more than 10 dB below the prescribed limit.		



Site : CO01-KS
 Condition : 15E RSS247-QP LISN-060105-N 2023 NEUTRAL

	Freq	Level	Over	Limit	Read	LISN	Cable	
	MHz	dBuV	Limit	Line	Level	Factor	Loss	Remark
			dB	dBuV	dBuV	dB	dB	
1	0.164	40.67	-24.58	65.25	30.20	0.04	10.43	QP
2	0.164	28.77	-26.48	55.25	18.30	0.04	10.43	Average
3	0.189	37.07	-26.99	64.06	26.60	0.05	10.42	QP
4	0.189	28.67	-25.39	54.06	18.20	0.05	10.42	Average
5	0.476	44.96	-11.45	56.41	34.80	-0.07	10.23	QP
6 *	0.476	37.36	-9.05	46.41	27.20	-0.07	10.23	Average
7	0.516	43.04	-12.96	56.00	32.90	-0.07	10.21	QP
8	0.516	36.34	-9.66	46.00	26.20	-0.07	10.21	Average
9	0.701	32.39	-23.61	56.00	22.30	-0.07	10.16	QP
10	0.701	26.39	-19.61	46.00	16.30	-0.07	10.16	Average
11	4.478	31.13	-24.87	56.00	21.20	-0.13	10.06	QP
12	4.478	23.53	-22.47	46.00	13.60	-0.13	10.06	Average

Note:

- Level(dBμV) = Read Level(dBμV) + LISN Factor(dB) + Cable Loss(dB)
- Over Limit(dB) = Level(dBμV) – Limit Line(dBμV)



Appendix C. Radiated Spurious Emission

Test Engineer :	Chris Chen	Relative Humidity :	41 ~ 42 %
		Temperature :	22 ~ 23 °C

Radiated Spurious Emission Test Modes

Mode	Band	Band (GHz)	Antenna	Modulation	Channel	Frequency	Data Rate	Remark
Mode 1	U-NII-1	5.15-5.25	1	802.11a	36	5180	6Mbps	-
Mode 2	U-NII-1	5.15-5.25	1	802.11a	44	5220	6Mbps	-
Mode 3	U-NII-1	5.15-5.25	1	802.11a	48	5240	6Mbps	-
Mode 4	U-NII-2A	5.25-5.35	1	802.11a	52	5260	6Mbps	-
Mode 5	U-NII-2A	5.25-5.35	1	802.11a	60	5300	6Mbps	-
Mode 6	U-NII-2A	5.25-5.35	1	802.11a	64	5320	6Mbps	-
Mode 7	U-NII-2C	5.47-5.725	1	802.11a	100	5500	6Mbps	-
Mode 8	U-NII-2C	5.47-5.725	1	802.11a	116	5580	6Mbps	-
Mode 9	U-NII-2C	5.47-5.725	1	802.11a	140	5700	6Mbps	-
Mode 14	U-NII-1	5.15-5.25	1	802.11n HT20	36	5180	MCS0	-
Mode 15	U-NII-1	5.15-5.25	1	802.11n HT20	44	5220	MCS0	-
Mode 16	U-NII-1	5.15-5.25	1	802.11n HT20	48	5240	MCS0	-
Mode 17	U-NII-2A	5.25-5.35	1	802.11n HT20	52	5260	MCS0	-
Mode 18	U-NII-2A	5.25-5.35	1	802.11n HT20	60	5300	MCS0	-
Mode 19	U-NII-2A	5.25-5.35	1	802.11n HT20	64	5320	MCS0	-
Mode 20	U-NII-2C	5.47-5.725	1	802.11n HT20	100	5500	MCS0	-
Mode 21	U-NII-2C	5.47-5.725	1	802.11n HT20	116	5580	MCS0	-
Mode 22	U-NII-2C	5.47-5.725	1	802.11n HT20	140	5700	MCS0	-
Mode 23	U-NII-1	5.15-5.25	1	802.11n HT40	38	5190	MCS0	-
Mode 24	U-NII-1	5.15-5.25	1	802.11n HT40	46	5230	MCS0	-
Mode 25	U-NII-2A	5.25-5.35	1	802.11n HT40	54	5270	MCS0	-
Mode 26	U-NII-2A	5.25-5.35	1	802.11n HT40	62	5310	MCS0	-
Mode 27	U-NII-2C	5.47-5.725	1	802.11n HT40	102	5510	MCS0	-
Mode 28	U-NII-2C	5.47-5.725	1	802.11n HT40	110	5550	MCS0	-
Mode 29	U-NII-2C	5.47-5.725	1	802.11n HT40	134	5670	MCS0	-



Summary of each worse mode

Mode	Modulation	Ch.	Freq. (MHz)	Level (dBuV/m)	Limit (dBuV/m)	Margin (dB)	Pol.	Peak Avg.	Result	Remark
1	802.11a	36	5149.30	40.14	54.00	-13.86	H	AVERAGE	Pass	Band Edge
	802.11a	36	15540.00	49.52	54.00	-4.48	V	AVERAGE	Pass	Harmonic
2	802.11a	44	-	-	-	-	-	-	-	Band Edge
	802.11a	44	15660.00	49.40	54.00	-4.60	H	AVERAGE	Pass	Harmonic
3	802.11a	48	-	-	-	-	-	-	-	Band Edge
	802.11a	48	15720.00	51.96	54.00	-2.04	H	AVERAGE	Pass	Harmonic
4	802.11a	52	-	-	-	-	-	-	-	Band Edge
	802.11a	52	15780.00	51.97	54.00	-2.03	H	AVERAGE	Pass	Harmonic
	802.11a	52	582.90	43.88	46.00	-2.12	H	QP	Pass	LF
5	802.11a	60	-	-	-	-	-	-	-	Band Edge
	802.11a	60	15900.00	51.33	54.00	-2.67	H	AVERAGE	Pass	Harmonic
6	802.11a	64	5350.24	42.35	54.00	-11.65	V	AVERAGE	Pass	Band Edge
	802.11a	64	15960.60	51.96	54.00	-2.04	H	Average	Pass	Harmonic
7	802.11a	100	5467.60	57.67	68.20	-10.53	H	PEAK	Pass	Band Edge
	802.11a	100	16500.00	65.9	68.20	-2.3	V	PEAK	Pass	Harmonic
8	802.11a	116	-	-	-	-	-	-	-	Band Edge
	802.11a	116	16740.00	65.84	68.20	-2.36	H	PEAK	Pass	Harmonic
9	802.11a	140	5728.44	64.71	68.20	-3.49	H	PEAK	Pass	Band Edge
	802.11a	140	17100.00	65.51	68.20	-2.69	H	PEAK	Pass	Harmonic
14	802.11n HT20	36	5150.00	40.01	54.00	-13.99	H	AVERAGE	Pass	Band Edge
	802.11n HT20	36	15540.00	48.16	54.00	-5.84	V	AVERAGE	Pass	Harmonic
15	802.11n HT20	44	-	-	-	-	-	-	-	Band Edge
	802.11n HT20	44	15660.00	49.56	54.00	-4.44	H	AVERAGE	Pass	Harmonic
16	802.11n HT20	48	-	-	-	-	-	-	-	Band Edge
	802.11n HT20	48	15720.00	49.91	54.00	-4.09	V	AVERAGE	Pass	Harmonic
17	802.11n HT20	52	-	-	-	-	-	-	-	Band Edge
	802.11n HT20	52	15780.00	51.87	54.00	-2.13	V	AVERAGE	Pass	Harmonic
18	802.11n HT20	60	-	-	-	-	-	-	-	Band Edge
	802.11n HT20	60	15900.00	51.7	54.00	-2.3	V	AVERAGE	Pass	Harmonic
19	802.11n HT20	64	5350.38	41.28	54.00	-12.72	H	AVERAGE	Pass	Band Edge
	802.11n HT20	64	15960.00	50.71	54.00	-3.29	V	AVERAGE	Pass	Harmonic
20	802.11n HT20	100	5470.00	61.80	68.20	-6.40	V	Peak	Pass	Band Edge
	802.11n HT20	100	16500.70	66.00	68.20	-2.2	H	Peak	Pass	Harmonic
21	802.11n HT20	116	-	-	-	-	-	-	-	Band Edge
	802.11n HT20	116	16741.60	65.98	68.20	-2.22	V	Peak	Pass	Harmonic
22	802.11n HT20	140	5733.32	63.39	68.20	-4.81	H	Peak	Pass	Band Edge
	802.11n HT20	140	17101.30	66.01	68.20	-2.19	V	Peak	Pass	Harmonic
23	802.11n HT40	38	5149.44	45.56	54.00	-8.44	H	AVERAGE	Pass	Band Edge
	802.11n HT40	38	15563.50	58.07	74.00	-15.93	V	Peak	Pass	Harmonic
24	802.11n HT40	46	5148.64	40.00	54.00	-14.00	H	AVERAGE	Pass	Band Edge
	802.11n HT40	46	15692.20	58.15	74.00	-15.85	V	Peak	Pass	Harmonic



25	802.11n HT40	54	4132.00	45.83	54.00	-8.17	H	AVERAGE	Pass	Band Edge
	802.11n HT40	54	15812.10	63.28	74.00	-10.72	V	Peak	Pass	Harmonic
26	802.11n HT40	62	5350.00	50.97	54.00	-3.03	V	AVERAGE	Pass	Band Edge
	802.11n HT40	62	10620.00	44.20	54.00	-9.80	H	AVERAGE	Pass	Harmonic
27	802.11n HT40	102	5469.36	66.09	68.20	-2.21	H	PEAK	Pass	Band Edge
	802.11n HT40	102	16530.40	63.09	68.20	-5.11	H	Peak	Pass	Harmonic
28	802.11n HT40	110	5459.60	40.43	54.00	-13.57	H	AVERAGE	Pass	Band Edge
	802.11n HT40	110	16639.30	65.24	68.20	-2.96	V	Peak	Pass	Harmonic
29	802.11n HT40	134	5731.16	60.01	68.20	-8.19	H	Peak	Pass	Band Edge
	802.11n HT40	134	17025.40	64.70	68.20	-3.50	V	Peak	Pass	Harmonic



Mode	1																																																																																																																				
	Band Edge																																																																																																																				
	U-NII-1_5.15-5.25_802.11a_CH36_5180MHz																																																																																																																				
ANT	1																																																																																																																				
Pol.	Horizontal	Fundamental																																																																																																																			
Peak	<table border="1"> <thead> <tr> <th>Limit</th> <th>Read</th> <th>Ant</th> <th>Cable</th> <th>Preamp</th> <th>Aux</th> <th>APos</th> <th>TPos</th> </tr> <tr> <th>Freq</th> <th>Level</th> <th>Line</th> <th>Margin</th> <th>Level</th> <th>Factor</th> <th>Loss</th> <th>Factor</th> </tr> <tr> <th>MHz</th> <th>dBuV/m</th> <th>dBuV/m</th> <th>dB</th> <th>dBuV</th> <th>dB/m</th> <th>dB</th> <th>dB</th> </tr> </thead> <tbody> <tr> <td>1 5149.70</td> <td>53.92</td> <td>74.00</td> <td>-20.08</td> <td>45.62</td> <td>34.75</td> <td>10.65</td> <td>37.10</td> </tr> <tr> <td></td> <td></td> <td></td> <td></td> <td></td> <td></td> <td>0.00</td> <td>347</td> </tr> <tr> <td></td> <td></td> <td></td> <td></td> <td></td> <td></td> <td></td> <td>93</td> </tr> <tr> <td></td> <td></td> <td></td> <td></td> <td></td> <td></td> <td></td> <td>PEAK</td> </tr> </tbody> </table>	Limit	Read	Ant	Cable	Preamp	Aux	APos	TPos	Freq	Level	Line	Margin	Level	Factor	Loss	Factor	MHz	dBuV/m	dBuV/m	dB	dBuV	dB/m	dB	dB	1 5149.70	53.92	74.00	-20.08	45.62	34.75	10.65	37.10							0.00	347								93								PEAK	<table border="1"> <thead> <tr> <th>Limit</th> <th>Over</th> <th>Read</th> <th>Ant</th> <th>Cable</th> <th>Preamp</th> <th>Aux</th> <th>APos</th> <th>TPos</th> </tr> <tr> <th>Freq</th> <th>Level</th> <th>Line</th> <th>Limit</th> <th>Level</th> <th>Factor</th> <th>Loss</th> <th>Factor</th> <th>Factor</th> </tr> <tr> <th>MHz</th> <th>dBuV/m</th> <th>dBuV/m</th> <th>dB</th> <th>dBuV</th> <th>dB/m</th> <th>dB</th> <th>dB</th> <th>dB</th> </tr> </thead> <tbody> <tr> <td>1 5180.00</td> <td>103.78</td> <td>-----</td> <td>-----</td> <td>95.35</td> <td>34.84</td> <td>10.69</td> <td>37.10</td> </tr> <tr> <td></td> <td></td> <td></td> <td></td> <td></td> <td></td> <td>0.00</td> <td>347</td> </tr> <tr> <td></td> <td></td> <td></td> <td></td> <td></td> <td></td> <td></td> <td>93</td> </tr> <tr> <td></td> <td></td> <td></td> <td></td> <td></td> <td></td> <td></td> <td>PEAK</td> </tr> </tbody> </table>	Limit	Over	Read	Ant	Cable	Preamp	Aux	APos	TPos	Freq	Level	Line	Limit	Level	Factor	Loss	Factor	Factor	MHz	dBuV/m	dBuV/m	dB	dBuV	dB/m	dB	dB	dB	1 5180.00	103.78	-----	-----	95.35	34.84	10.69	37.10							0.00	347								93								PEAK
	Limit	Read	Ant	Cable	Preamp	Aux	APos	TPos																																																																																																													
Freq	Level	Line	Margin	Level	Factor	Loss	Factor																																																																																																														
MHz	dBuV/m	dBuV/m	dB	dBuV	dB/m	dB	dB																																																																																																														
1 5149.70	53.92	74.00	-20.08	45.62	34.75	10.65	37.10																																																																																																														
						0.00	347																																																																																																														
							93																																																																																																														
							PEAK																																																																																																														
Limit	Over	Read	Ant	Cable	Preamp	Aux	APos	TPos																																																																																																													
Freq	Level	Line	Limit	Level	Factor	Loss	Factor	Factor																																																																																																													
MHz	dBuV/m	dBuV/m	dB	dBuV	dB/m	dB	dB	dB																																																																																																													
1 5180.00	103.78	-----	-----	95.35	34.84	10.69	37.10																																																																																																														
						0.00	347																																																																																																														
							93																																																																																																														
							PEAK																																																																																																														
Avg	<table border="1"> <thead> <tr> <th>Limit</th> <th>Read</th> <th>Ant</th> <th>Cable</th> <th>Preamp</th> <th>Aux</th> <th>APos</th> <th>TPos</th> </tr> <tr> <th>Freq</th> <th>Level</th> <th>Line</th> <th>Margin</th> <th>Level</th> <th>Factor</th> <th>Loss</th> <th>Factor</th> </tr> <tr> <th>MHz</th> <th>dBuV/m</th> <th>dBuV/m</th> <th>dB</th> <th>dBuV</th> <th>dB/m</th> <th>dB</th> <th>dB</th> </tr> </thead> <tbody> <tr> <td>1 5149.30</td> <td>40.14</td> <td>54.00</td> <td>-13.86</td> <td>31.84</td> <td>34.75</td> <td>10.65</td> <td>37.10</td> </tr> <tr> <td></td> <td></td> <td></td> <td></td> <td></td> <td></td> <td>0.00</td> <td>347</td> </tr> <tr> <td></td> <td></td> <td></td> <td></td> <td></td> <td></td> <td></td> <td>93</td> </tr> <tr> <td></td> <td></td> <td></td> <td></td> <td></td> <td></td> <td></td> <td>AVERAGE</td> </tr> </tbody> </table>	Limit	Read	Ant	Cable	Preamp	Aux	APos	TPos	Freq	Level	Line	Margin	Level	Factor	Loss	Factor	MHz	dBuV/m	dBuV/m	dB	dBuV	dB/m	dB	dB	1 5149.30	40.14	54.00	-13.86	31.84	34.75	10.65	37.10							0.00	347								93								AVERAGE	<table border="1"> <thead> <tr> <th>Limit</th> <th>Over</th> <th>Read</th> <th>Ant</th> <th>Cable</th> <th>Preamp</th> <th>Aux</th> <th>APos</th> <th>TPos</th> </tr> <tr> <th>Freq</th> <th>Level</th> <th>Line</th> <th>Limit</th> <th>Level</th> <th>Factor</th> <th>Loss</th> <th>Factor</th> <th>Factor</th> </tr> <tr> <th>MHz</th> <th>dBuV/m</th> <th>dBuV/m</th> <th>dB</th> <th>dBuV</th> <th>dB/m</th> <th>dB</th> <th>dB</th> <th>dB</th> </tr> </thead> <tbody> <tr> <td>1 5180.00</td> <td>95.93</td> <td>-----</td> <td>-----</td> <td>87.50</td> <td>34.84</td> <td>10.69</td> <td>37.10</td> </tr> <tr> <td></td> <td></td> <td></td> <td></td> <td></td> <td></td> <td>0.00</td> <td>347</td> </tr> <tr> <td></td> <td></td> <td></td> <td></td> <td></td> <td></td> <td></td> <td>93</td> </tr> <tr> <td></td> <td></td> <td></td> <td></td> <td></td> <td></td> <td></td> <td>AVERAGE</td> </tr> </tbody> </table>	Limit	Over	Read	Ant	Cable	Preamp	Aux	APos	TPos	Freq	Level	Line	Limit	Level	Factor	Loss	Factor	Factor	MHz	dBuV/m	dBuV/m	dB	dBuV	dB/m	dB	dB	dB	1 5180.00	95.93	-----	-----	87.50	34.84	10.69	37.10							0.00	347								93								AVERAGE
Limit	Read	Ant	Cable	Preamp	Aux	APos	TPos																																																																																																														
Freq	Level	Line	Margin	Level	Factor	Loss	Factor																																																																																																														
MHz	dBuV/m	dBuV/m	dB	dBuV	dB/m	dB	dB																																																																																																														
1 5149.30	40.14	54.00	-13.86	31.84	34.75	10.65	37.10																																																																																																														
						0.00	347																																																																																																														
							93																																																																																																														
							AVERAGE																																																																																																														
Limit	Over	Read	Ant	Cable	Preamp	Aux	APos	TPos																																																																																																													
Freq	Level	Line	Limit	Level	Factor	Loss	Factor	Factor																																																																																																													
MHz	dBuV/m	dBuV/m	dB	dBuV	dB/m	dB	dB	dB																																																																																																													
1 5180.00	95.93	-----	-----	87.50	34.84	10.69	37.10																																																																																																														
						0.00	347																																																																																																														
							93																																																																																																														
							AVERAGE																																																																																																														



Mode	1																																																																																		
	Band Edge																																																																																		
	U-NII-1_5.15-5.25_802.11a_CH36_5180MHz																																																																																		
ANT	1																																																																																		
Pol.	Vertical	Fundamental																																																																																	
Peak	<table border="1"> <thead> <tr> <th>Limit</th> <th>Read</th> <th>Ant</th> <th>Cable</th> <th>Preamp</th> <th>Aux</th> <th>APos</th> <th>TPos</th> <th>Remark</th> </tr> <tr> <th>Freq</th> <th>Level</th> <th>Line</th> <th>Margin</th> <th>Level</th> <th>Factor</th> <th>Loss</th> <th>Factor</th> <th>Factor</th> </tr> <tr> <th>MHz</th> <th>dBuV/m</th> <th>dBuV/m</th> <th>dB</th> <th>dBuV</th> <th>dB/m</th> <th>dB</th> <th>dB</th> <th>dB</th> </tr> </thead> <tbody> <tr> <td>1</td> <td>5139.60</td> <td>50.70</td> <td>74.00</td> <td>-23.30</td> <td>42.44</td> <td>34.72</td> <td>10.64</td> <td>37.10</td> <td>0.00</td> <td>300</td> <td>122</td> <td>PEAK</td> </tr> </tbody> </table>	Limit	Read	Ant	Cable	Preamp	Aux	APos	TPos	Remark	Freq	Level	Line	Margin	Level	Factor	Loss	Factor	Factor	MHz	dBuV/m	dBuV/m	dB	dBuV	dB/m	dB	dB	dB	1	5139.60	50.70	74.00	-23.30	42.44	34.72	10.64	37.10	0.00	300	122	PEAK	<table border="1"> <thead> <tr> <th>Limit</th> <th>Over</th> <th>Read</th> <th>Ant</th> <th>Cable</th> <th>Preamp</th> <th>Aux</th> <th>APos</th> <th>TPos</th> <th>Remark</th> </tr> <tr> <th>Freq</th> <th>Level</th> <th>Line</th> <th>Limit</th> <th>Level</th> <th>Factor</th> <th>Loss</th> <th>Factor</th> <th>Factor</th> </tr> <tr> <th>MHz</th> <th>dBuV/m</th> <th>dBuV/m</th> <th>dB</th> <th>dBuV</th> <th>dB/m</th> <th>dB</th> <th>dB</th> <th>dB</th> </tr> </thead> <tbody> <tr> <td>1</td> <td>5180.00</td> <td>101.96</td> <td>-----</td> <td>-----</td> <td>93.52</td> <td>34.85</td> <td>10.69</td> <td>37.10</td> <td>0.00</td> <td>300</td> <td>122</td> <td>PEAK</td> </tr> </tbody> </table>	Limit	Over	Read	Ant	Cable	Preamp	Aux	APos	TPos	Remark	Freq	Level	Line	Limit	Level	Factor	Loss	Factor	Factor	MHz	dBuV/m	dBuV/m	dB	dBuV	dB/m	dB	dB	dB	1	5180.00	101.96	-----	-----	93.52	34.85	10.69	37.10	0.00	300	122	PEAK
	Limit	Read	Ant	Cable	Preamp	Aux	APos	TPos	Remark																																																																										
Freq	Level	Line	Margin	Level	Factor	Loss	Factor	Factor																																																																											
MHz	dBuV/m	dBuV/m	dB	dBuV	dB/m	dB	dB	dB																																																																											
1	5139.60	50.70	74.00	-23.30	42.44	34.72	10.64	37.10	0.00	300	122	PEAK																																																																							
Limit	Over	Read	Ant	Cable	Preamp	Aux	APos	TPos	Remark																																																																										
Freq	Level	Line	Limit	Level	Factor	Loss	Factor	Factor																																																																											
MHz	dBuV/m	dBuV/m	dB	dBuV	dB/m	dB	dB	dB																																																																											
1	5180.00	101.96	-----	-----	93.52	34.85	10.69	37.10	0.00	300	122	PEAK																																																																							
Avg	<table border="1"> <thead> <tr> <th>Limit</th> <th>Read</th> <th>Ant</th> <th>Cable</th> <th>Preamp</th> <th>Aux</th> <th>APos</th> <th>TPos</th> <th>Remark</th> </tr> <tr> <th>Freq</th> <th>Level</th> <th>Line</th> <th>Margin</th> <th>Level</th> <th>Factor</th> <th>Loss</th> <th>Factor</th> <th>Factor</th> </tr> <tr> <th>MHz</th> <th>dBuV/m</th> <th>dBuV/m</th> <th>dB</th> <th>dBuV</th> <th>dB/m</th> <th>dB</th> <th>dB</th> <th>dB</th> </tr> </thead> <tbody> <tr> <td>1</td> <td>5101.10</td> <td>39.67</td> <td>54.00</td> <td>-14.33</td> <td>31.58</td> <td>34.60</td> <td>10.60</td> <td>37.11</td> <td>0.00</td> <td>300</td> <td>122</td> <td>AVERAGE</td> </tr> </tbody> </table>	Limit	Read	Ant	Cable	Preamp	Aux	APos	TPos	Remark	Freq	Level	Line	Margin	Level	Factor	Loss	Factor	Factor	MHz	dBuV/m	dBuV/m	dB	dBuV	dB/m	dB	dB	dB	1	5101.10	39.67	54.00	-14.33	31.58	34.60	10.60	37.11	0.00	300	122	AVERAGE	<table border="1"> <thead> <tr> <th>Limit</th> <th>Over</th> <th>Read</th> <th>Ant</th> <th>Cable</th> <th>Preamp</th> <th>Aux</th> <th>APos</th> <th>TPos</th> <th>Remark</th> </tr> <tr> <th>Freq</th> <th>Level</th> <th>Line</th> <th>Limit</th> <th>Level</th> <th>Factor</th> <th>Loss</th> <th>Factor</th> <th>Factor</th> </tr> <tr> <th>MHz</th> <th>dBuV/m</th> <th>dBuV/m</th> <th>dB</th> <th>dBuV</th> <th>dB/m</th> <th>dB</th> <th>dB</th> <th>dB</th> </tr> </thead> <tbody> <tr> <td>1</td> <td>5180.00</td> <td>94.41</td> <td>-----</td> <td>-----</td> <td>85.97</td> <td>34.85</td> <td>10.69</td> <td>37.10</td> <td>0.00</td> <td>300</td> <td>122</td> <td>AVERAGE</td> </tr> </tbody> </table>	Limit	Over	Read	Ant	Cable	Preamp	Aux	APos	TPos	Remark	Freq	Level	Line	Limit	Level	Factor	Loss	Factor	Factor	MHz	dBuV/m	dBuV/m	dB	dBuV	dB/m	dB	dB	dB	1	5180.00	94.41	-----	-----	85.97	34.85	10.69	37.10	0.00	300	122	AVERAGE
Limit	Read	Ant	Cable	Preamp	Aux	APos	TPos	Remark																																																																											
Freq	Level	Line	Margin	Level	Factor	Loss	Factor	Factor																																																																											
MHz	dBuV/m	dBuV/m	dB	dBuV	dB/m	dB	dB	dB																																																																											
1	5101.10	39.67	54.00	-14.33	31.58	34.60	10.60	37.11	0.00	300	122	AVERAGE																																																																							
Limit	Over	Read	Ant	Cable	Preamp	Aux	APos	TPos	Remark																																																																										
Freq	Level	Line	Limit	Level	Factor	Loss	Factor	Factor																																																																											
MHz	dBuV/m	dBuV/m	dB	dBuV	dB/m	dB	dB	dB																																																																											
1	5180.00	94.41	-----	-----	85.97	34.85	10.69	37.10	0.00	300	122	AVERAGE																																																																							



Mode	1																																																																																																																																										
	Harmonic																																																																																																																																										
	U-NII-1_5.15-5.25_802.11a_CH36_5180MHz																																																																																																																																										
ANT	1																																																																																																																																										
Pol.	Horizontal	Vertical																																																																																																																																									
Peak Avg																																																																																																																																											
	<table border="1"> <thead> <tr> <th>Limit</th> <th>Over</th> <th>Read</th> <th>Ant</th> <th>Cable</th> <th>Preamp</th> <th>Aux</th> <th>APos</th> <th>TPos</th> <th>Remark</th> </tr> <tr> <th>Freq</th> <th>Level</th> <th>Line</th> <th>Limit</th> <th>Level</th> <th>Factor</th> <th>Loss</th> <th>Factor</th> <th>Factor</th> <th></th> </tr> <tr> <th>MHz</th> <th>dBuV/m</th> <th>dBuV/m</th> <th>dB</th> <th>dBuV</th> <th>dB/m</th> <th>dB</th> <th>dB</th> <th>dB</th> <th>cm</th> </tr> </thead> <tbody> <tr> <td>1</td> <td>10360.00</td> <td>57.30</td> <td>68.20</td> <td>-10.90</td> <td>68.77</td> <td>37.38</td> <td>15.30</td> <td>64.15</td> <td>0.00</td> <td>292</td> <td>303</td> <td>PEAK</td> </tr> <tr> <td>2</td> <td>15540.00</td> <td>64.02</td> <td>74.00</td> <td>-9.98</td> <td>66.87</td> <td>40.83</td> <td>19.08</td> <td>62.76</td> <td>0.00</td> <td>328</td> <td>291</td> <td>PEAK</td> </tr> <tr> <td>3</td> <td>15540.00</td> <td>48.38</td> <td>54.00</td> <td>-5.62</td> <td>51.24</td> <td>40.83</td> <td>19.07</td> <td>62.76</td> <td>0.00</td> <td>328</td> <td>291</td> <td>AVERAGE</td> </tr> </tbody> </table>	Limit	Over	Read	Ant	Cable	Preamp	Aux	APos	TPos	Remark	Freq	Level	Line	Limit	Level	Factor	Loss	Factor	Factor		MHz	dBuV/m	dBuV/m	dB	dBuV	dB/m	dB	dB	dB	cm	1	10360.00	57.30	68.20	-10.90	68.77	37.38	15.30	64.15	0.00	292	303	PEAK	2	15540.00	64.02	74.00	-9.98	66.87	40.83	19.08	62.76	0.00	328	291	PEAK	3	15540.00	48.38	54.00	-5.62	51.24	40.83	19.07	62.76	0.00	328	291	AVERAGE	<table border="1"> <thead> <tr> <th>Limit</th> <th>Over</th> <th>Read</th> <th>Ant</th> <th>Cable</th> <th>Preamp</th> <th>Aux</th> <th>APos</th> <th>TPos</th> <th>Remark</th> </tr> <tr> <th>Freq</th> <th>Level</th> <th>Line</th> <th>Limit</th> <th>Level</th> <th>Factor</th> <th>Loss</th> <th>Factor</th> <th>Factor</th> <th></th> </tr> <tr> <th>MHz</th> <th>dBuV/m</th> <th>dBuV/m</th> <th>dB</th> <th>dBuV</th> <th>dB/m</th> <th>dB</th> <th>dB</th> <th>dB</th> <th>cm</th> </tr> </thead> <tbody> <tr> <td>1</td> <td>10360.00</td> <td>52.21</td> <td>68.20</td> <td>-15.99</td> <td>63.68</td> <td>37.38</td> <td>15.30</td> <td>64.15</td> <td>0.00</td> <td>218</td> <td>9</td> <td>PEAK</td> </tr> <tr> <td>2</td> <td>15540.00</td> <td>64.19</td> <td>74.00</td> <td>-9.81</td> <td>67.04</td> <td>40.83</td> <td>19.08</td> <td>62.76</td> <td>0.00</td> <td>292</td> <td>346</td> <td>PEAK</td> </tr> <tr> <td>3</td> <td>15540.00</td> <td>49.52</td> <td>54.00</td> <td>-4.48</td> <td>52.37</td> <td>40.83</td> <td>19.08</td> <td>62.76</td> <td>0.00</td> <td>292</td> <td>346</td> <td>AVERAGE</td> </tr> </tbody> </table>	Limit	Over	Read	Ant	Cable	Preamp	Aux	APos	TPos	Remark	Freq	Level	Line	Limit	Level	Factor	Loss	Factor	Factor		MHz	dBuV/m	dBuV/m	dB	dBuV	dB/m	dB	dB	dB	cm	1	10360.00	52.21	68.20	-15.99	63.68	37.38	15.30	64.15	0.00	218	9	PEAK	2	15540.00	64.19	74.00	-9.81	67.04	40.83	19.08	62.76	0.00	292	346	PEAK	3	15540.00	49.52	54.00	-4.48	52.37	40.83	19.08	62.76	0.00	292	346
Limit	Over	Read	Ant	Cable	Preamp	Aux	APos	TPos	Remark																																																																																																																																		
Freq	Level	Line	Limit	Level	Factor	Loss	Factor	Factor																																																																																																																																			
MHz	dBuV/m	dBuV/m	dB	dBuV	dB/m	dB	dB	dB	cm																																																																																																																																		
1	10360.00	57.30	68.20	-10.90	68.77	37.38	15.30	64.15	0.00	292	303	PEAK																																																																																																																															
2	15540.00	64.02	74.00	-9.98	66.87	40.83	19.08	62.76	0.00	328	291	PEAK																																																																																																																															
3	15540.00	48.38	54.00	-5.62	51.24	40.83	19.07	62.76	0.00	328	291	AVERAGE																																																																																																																															
Limit	Over	Read	Ant	Cable	Preamp	Aux	APos	TPos	Remark																																																																																																																																		
Freq	Level	Line	Limit	Level	Factor	Loss	Factor	Factor																																																																																																																																			
MHz	dBuV/m	dBuV/m	dB	dBuV	dB/m	dB	dB	dB	cm																																																																																																																																		
1	10360.00	52.21	68.20	-15.99	63.68	37.38	15.30	64.15	0.00	218	9	PEAK																																																																																																																															
2	15540.00	64.19	74.00	-9.81	67.04	40.83	19.08	62.76	0.00	292	346	PEAK																																																																																																																															
3	15540.00	49.52	54.00	-4.48	52.37	40.83	19.08	62.76	0.00	292	346	AVERAGE																																																																																																																															



Mode	2																																																																																																																																											
	Harmonic																																																																																																																																											
	U-NII-1_5.15-5.25_802.11a_CH44_5220MHz																																																																																																																																											
ANT	1																																																																																																																																											
Pol.	Horizontal	Vertical																																																																																																																																										
Peak Avg	<table border="1"> <thead> <tr> <th>Limit</th> <th>Over</th> <th>Read</th> <th>Ant</th> <th>Cable</th> <th>Preamp</th> <th>Aux</th> <th>APos</th> <th>TPos</th> <th>Remark</th> </tr> <tr> <th>Freq</th> <th>Level</th> <th>Line</th> <th>Limit</th> <th>Level</th> <th>Factor</th> <th>Loss</th> <th>Factor</th> <th>Factor</th> <th></th> </tr> <tr> <th>MHz</th> <th>dBuV/m</th> <th>dBuV/m</th> <th>dB</th> <th>dBuV</th> <th>dB/m</th> <th>dB</th> <th>dB</th> <th>dB</th> <th></th> </tr> </thead> <tbody> <tr> <td>1</td> <td>10440.00</td> <td>57.78</td> <td>68.20</td> <td>-10.42</td> <td>69.07</td> <td>37.42</td> <td>15.36</td> <td>64.07</td> <td>0.00</td> <td>320</td> <td>304</td> <td>PEAK</td> </tr> <tr> <td>2</td> <td>15660.00</td> <td>62.84</td> <td>74.00</td> <td>-11.16</td> <td>65.53</td> <td>41.05</td> <td>19.17</td> <td>62.91</td> <td>0.00</td> <td>308</td> <td>300</td> <td>PEAK</td> </tr> <tr> <td>3</td> <td>15660.00</td> <td>49.40</td> <td>54.00</td> <td>-4.60</td> <td>52.10</td> <td>41.05</td> <td>19.16</td> <td>62.91</td> <td>0.00</td> <td>308</td> <td>300</td> <td>AVERAGE</td> </tr> </tbody> </table>	Limit	Over	Read	Ant	Cable	Preamp	Aux	APos	TPos	Remark	Freq	Level	Line	Limit	Level	Factor	Loss	Factor	Factor		MHz	dBuV/m	dBuV/m	dB	dBuV	dB/m	dB	dB	dB		1	10440.00	57.78	68.20	-10.42	69.07	37.42	15.36	64.07	0.00	320	304	PEAK	2	15660.00	62.84	74.00	-11.16	65.53	41.05	19.17	62.91	0.00	308	300	PEAK	3	15660.00	49.40	54.00	-4.60	52.10	41.05	19.16	62.91	0.00	308	300	AVERAGE	<table border="1"> <thead> <tr> <th>Limit</th> <th>Over</th> <th>Read</th> <th>Ant</th> <th>Cable</th> <th>Preamp</th> <th>Aux</th> <th>APos</th> <th>TPos</th> <th>Remark</th> </tr> <tr> <th>Freq</th> <th>Level</th> <th>Line</th> <th>Limit</th> <th>Level</th> <th>Factor</th> <th>Loss</th> <th>Factor</th> <th>Factor</th> <th></th> </tr> <tr> <th>MHz</th> <th>dBuV/m</th> <th>dBuV/m</th> <th>dB</th> <th>dBuV</th> <th>dB/m</th> <th>dB</th> <th>dB</th> <th>dB</th> <th></th> </tr> </thead> <tbody> <tr> <td>1</td> <td>10440.00</td> <td>52.49</td> <td>68.20</td> <td>-15.71</td> <td>63.78</td> <td>37.42</td> <td>15.36</td> <td>64.07</td> <td>0.00</td> <td>---</td> <td>---</td> <td>PEAK</td> </tr> <tr> <td>2</td> <td>15660.00</td> <td>62.33</td> <td>74.00</td> <td>-11.67</td> <td>65.02</td> <td>41.05</td> <td>19.17</td> <td>62.91</td> <td>0.00</td> <td>261</td> <td>349</td> <td>PEAK</td> </tr> <tr> <td>3</td> <td>15660.00</td> <td>49.31</td> <td>54.00</td> <td>-4.69</td> <td>52.01</td> <td>41.05</td> <td>19.16</td> <td>62.91</td> <td>0.00</td> <td>261</td> <td>349</td> <td>AVERAGE</td> </tr> </tbody> </table>	Limit	Over	Read	Ant	Cable	Preamp	Aux	APos	TPos	Remark	Freq	Level	Line	Limit	Level	Factor	Loss	Factor	Factor		MHz	dBuV/m	dBuV/m	dB	dBuV	dB/m	dB	dB	dB		1	10440.00	52.49	68.20	-15.71	63.78	37.42	15.36	64.07	0.00	---	---	PEAK	2	15660.00	62.33	74.00	-11.67	65.02	41.05	19.17	62.91	0.00	261	349	PEAK	3	15660.00	49.31	54.00	-4.69	52.01	41.05	19.16	62.91	0.00	261	349	AVERAGE
Limit	Over	Read	Ant	Cable	Preamp	Aux	APos	TPos	Remark																																																																																																																																			
Freq	Level	Line	Limit	Level	Factor	Loss	Factor	Factor																																																																																																																																				
MHz	dBuV/m	dBuV/m	dB	dBuV	dB/m	dB	dB	dB																																																																																																																																				
1	10440.00	57.78	68.20	-10.42	69.07	37.42	15.36	64.07	0.00	320	304	PEAK																																																																																																																																
2	15660.00	62.84	74.00	-11.16	65.53	41.05	19.17	62.91	0.00	308	300	PEAK																																																																																																																																
3	15660.00	49.40	54.00	-4.60	52.10	41.05	19.16	62.91	0.00	308	300	AVERAGE																																																																																																																																
Limit	Over	Read	Ant	Cable	Preamp	Aux	APos	TPos	Remark																																																																																																																																			
Freq	Level	Line	Limit	Level	Factor	Loss	Factor	Factor																																																																																																																																				
MHz	dBuV/m	dBuV/m	dB	dBuV	dB/m	dB	dB	dB																																																																																																																																				
1	10440.00	52.49	68.20	-15.71	63.78	37.42	15.36	64.07	0.00	---	---	PEAK																																																																																																																																
2	15660.00	62.33	74.00	-11.67	65.02	41.05	19.17	62.91	0.00	261	349	PEAK																																																																																																																																
3	15660.00	49.31	54.00	-4.69	52.01	41.05	19.16	62.91	0.00	261	349	AVERAGE																																																																																																																																



Mode	3																																																																																																																																													
	Harmonic																																																																																																																																													
	U-NII-1_5.15-5.25_802.11a_CH48_5240MHz																																																																																																																																													
ANT	1																																																																																																																																													
Pol.	Horizontal	Vertical																																																																																																																																												
Peak Avg	<table border="1"> <thead> <tr> <th>Limit</th> <th>Over</th> <th>Read</th> <th>Ant</th> <th>Cable</th> <th>Preamp</th> <th>Aux</th> <th>APos</th> <th>TPos</th> <th>Remark</th> </tr> <tr> <th>Freq</th> <th>Level</th> <th>Line</th> <th>Limit</th> <th>Level</th> <th>Factor</th> <th>Loss</th> <th>Factor</th> <th>Factor</th> <th></th> </tr> <tr> <th>MHz</th> <th>dBuV/m</th> <th>dBuV/m</th> <th>dB</th> <th>dBuV</th> <th>dB/m</th> <th>dB</th> <th>dB</th> <th>dB</th> <th>cm</th> <th>deg</th> </tr> </thead> <tbody> <tr> <td>1</td> <td>10480.00</td> <td>58.65</td> <td>68.20</td> <td>-9.55</td> <td>69.84</td> <td>37.44</td> <td>15.39</td> <td>64.02</td> <td>0.00</td> <td>218</td> <td>266</td> <td>PEAK</td> </tr> <tr> <td>2</td> <td>15720.00</td> <td>59.08</td> <td>74.00</td> <td>-14.92</td> <td>61.68</td> <td>41.17</td> <td>19.21</td> <td>62.98</td> <td>0.00</td> <td>337</td> <td>287</td> <td>PEAK</td> </tr> <tr> <td>3</td> <td>15720.00</td> <td>51.96</td> <td>54.00</td> <td>-2.04</td> <td>54.56</td> <td>41.17</td> <td>19.21</td> <td>62.98</td> <td>0.00</td> <td>337</td> <td>287</td> <td>AVERAGE</td> </tr> </tbody> </table>	Limit	Over	Read	Ant	Cable	Preamp	Aux	APos	TPos	Remark	Freq	Level	Line	Limit	Level	Factor	Loss	Factor	Factor		MHz	dBuV/m	dBuV/m	dB	dBuV	dB/m	dB	dB	dB	cm	deg	1	10480.00	58.65	68.20	-9.55	69.84	37.44	15.39	64.02	0.00	218	266	PEAK	2	15720.00	59.08	74.00	-14.92	61.68	41.17	19.21	62.98	0.00	337	287	PEAK	3	15720.00	51.96	54.00	-2.04	54.56	41.17	19.21	62.98	0.00	337	287	AVERAGE	<table border="1"> <thead> <tr> <th>Limit</th> <th>Over</th> <th>Read</th> <th>Ant</th> <th>Cable</th> <th>Preamp</th> <th>Aux</th> <th>APos</th> <th>TPos</th> <th>Remark</th> </tr> <tr> <th>Freq</th> <th>Level</th> <th>Line</th> <th>Limit</th> <th>Level</th> <th>Factor</th> <th>Loss</th> <th>Factor</th> <th>Factor</th> <th></th> </tr> <tr> <th>MHz</th> <th>dBuV/m</th> <th>dBuV/m</th> <th>dB</th> <th>dBuV</th> <th>dB/m</th> <th>dB</th> <th>dB</th> <th>dB</th> <th>cm</th> <th>deg</th> </tr> </thead> <tbody> <tr> <td>1</td> <td>10480.00</td> <td>47.98</td> <td>68.20</td> <td>-20.22</td> <td>59.17</td> <td>37.44</td> <td>15.39</td> <td>64.02</td> <td>0.00</td> <td>---</td> <td>---</td> <td>PEAK</td> </tr> <tr> <td>2</td> <td>15720.00</td> <td>64.94</td> <td>74.00</td> <td>-9.06</td> <td>67.54</td> <td>41.17</td> <td>19.21</td> <td>62.98</td> <td>0.00</td> <td>340</td> <td>246</td> <td>PEAK</td> </tr> <tr> <td>3</td> <td>15720.00</td> <td>51.19</td> <td>54.00</td> <td>-2.81</td> <td>53.79</td> <td>41.17</td> <td>19.21</td> <td>62.98</td> <td>0.00</td> <td>340</td> <td>246</td> <td>AVERAGE</td> </tr> </tbody> </table>	Limit	Over	Read	Ant	Cable	Preamp	Aux	APos	TPos	Remark	Freq	Level	Line	Limit	Level	Factor	Loss	Factor	Factor		MHz	dBuV/m	dBuV/m	dB	dBuV	dB/m	dB	dB	dB	cm	deg	1	10480.00	47.98	68.20	-20.22	59.17	37.44	15.39	64.02	0.00	---	---	PEAK	2	15720.00	64.94	74.00	-9.06	67.54	41.17	19.21	62.98	0.00	340	246	PEAK	3	15720.00	51.19	54.00	-2.81	53.79	41.17	19.21	62.98	0.00	340	246	AVERAGE
	Limit	Over	Read	Ant	Cable	Preamp	Aux	APos	TPos	Remark																																																																																																																																				
Freq	Level	Line	Limit	Level	Factor	Loss	Factor	Factor																																																																																																																																						
MHz	dBuV/m	dBuV/m	dB	dBuV	dB/m	dB	dB	dB	cm	deg																																																																																																																																				
1	10480.00	58.65	68.20	-9.55	69.84	37.44	15.39	64.02	0.00	218	266	PEAK																																																																																																																																		
2	15720.00	59.08	74.00	-14.92	61.68	41.17	19.21	62.98	0.00	337	287	PEAK																																																																																																																																		
3	15720.00	51.96	54.00	-2.04	54.56	41.17	19.21	62.98	0.00	337	287	AVERAGE																																																																																																																																		
Limit	Over	Read	Ant	Cable	Preamp	Aux	APos	TPos	Remark																																																																																																																																					
Freq	Level	Line	Limit	Level	Factor	Loss	Factor	Factor																																																																																																																																						
MHz	dBuV/m	dBuV/m	dB	dBuV	dB/m	dB	dB	dB	cm	deg																																																																																																																																				
1	10480.00	47.98	68.20	-20.22	59.17	37.44	15.39	64.02	0.00	---	---	PEAK																																																																																																																																		
2	15720.00	64.94	74.00	-9.06	67.54	41.17	19.21	62.98	0.00	340	246	PEAK																																																																																																																																		
3	15720.00	51.19	54.00	-2.81	53.79	41.17	19.21	62.98	0.00	340	246	AVERAGE																																																																																																																																		



Mode	4																																																																																																																	
	Harmonic																																																																																																																	
	U-NII-2A_5.25-5.35_802.11a_CH52_5260MHz																																																																																																																	
ANT	1																																																																																																																	
Pol.	Horizontal	Vertical																																																																																																																
Peak Avg	<table border="1"> <thead> <tr> <th>Limit</th> <th>Over</th> <th>Read</th> <th>Ant</th> <th>Cable</th> <th>Preamp</th> <th>Aux</th> <th>APos</th> <th>TPos</th> <th>Remark</th> </tr> <tr> <th>Freq</th> <th>Level</th> <th>Line</th> <th>Limit</th> <th>Level</th> <th>Factor</th> <th>Loss</th> <th>Factor</th> <th>Factor</th> <th></th> </tr> </thead> <tbody> <tr> <td>1</td> <td>10520.00</td> <td>55.63</td> <td>68.20</td> <td>-12.57</td> <td>66.74</td> <td>37.46</td> <td>15.41</td> <td>63.98</td> <td>0.00</td> <td>344</td> <td>121 PEAK</td> </tr> <tr> <td>2</td> <td>15780.00</td> <td>57.77</td> <td>74.00</td> <td>-16.23</td> <td>60.29</td> <td>41.28</td> <td>19.25</td> <td>63.05</td> <td>0.00</td> <td>300</td> <td>283 PEAK</td> </tr> <tr> <td>3</td> <td>15780.00</td> <td>51.97</td> <td>54.00</td> <td>-2.03</td> <td>54.49</td> <td>41.28</td> <td>19.25</td> <td>63.05</td> <td>0.00</td> <td>300</td> <td>283 AVERAGE</td> </tr> </tbody> </table>	Limit	Over	Read	Ant	Cable	Preamp	Aux	APos	TPos	Remark	Freq	Level	Line	Limit	Level	Factor	Loss	Factor	Factor		1	10520.00	55.63	68.20	-12.57	66.74	37.46	15.41	63.98	0.00	344	121 PEAK	2	15780.00	57.77	74.00	-16.23	60.29	41.28	19.25	63.05	0.00	300	283 PEAK	3	15780.00	51.97	54.00	-2.03	54.49	41.28	19.25	63.05	0.00	300	283 AVERAGE	<table border="1"> <thead> <tr> <th>Limit</th> <th>Over</th> <th>Read</th> <th>Ant</th> <th>Cable</th> <th>Preamp</th> <th>Aux</th> <th>APos</th> <th>TPos</th> <th>Remark</th> </tr> <tr> <th>Freq</th> <th>Level</th> <th>Line</th> <th>Limit</th> <th>Level</th> <th>Factor</th> <th>Loss</th> <th>Factor</th> <th>Factor</th> <th></th> </tr> </thead> <tbody> <tr> <td>1</td> <td>10520.00</td> <td>45.50</td> <td>68.20</td> <td>-22.70</td> <td>56.61</td> <td>37.46</td> <td>15.41</td> <td>63.98</td> <td>0.00</td> <td>---</td> <td>--- PEAK</td> </tr> <tr> <td>2</td> <td>15780.00</td> <td>62.94</td> <td>74.00</td> <td>-11.06</td> <td>65.46</td> <td>41.28</td> <td>19.25</td> <td>63.05</td> <td>0.00</td> <td>300</td> <td>240 PEAK</td> </tr> <tr> <td>3</td> <td>15780.00</td> <td>49.72</td> <td>54.00</td> <td>-4.28</td> <td>52.24</td> <td>41.28</td> <td>19.25</td> <td>63.05</td> <td>0.00</td> <td>300</td> <td>240 AVERAGE</td> </tr> </tbody> </table>	Limit	Over	Read	Ant	Cable	Preamp	Aux	APos	TPos	Remark	Freq	Level	Line	Limit	Level	Factor	Loss	Factor	Factor		1	10520.00	45.50	68.20	-22.70	56.61	37.46	15.41	63.98	0.00	---	--- PEAK	2	15780.00	62.94	74.00	-11.06	65.46	41.28	19.25	63.05	0.00	300	240 PEAK	3	15780.00	49.72	54.00	-4.28	52.24	41.28	19.25	63.05	0.00	300	240 AVERAGE
	Limit	Over	Read	Ant	Cable	Preamp	Aux	APos	TPos	Remark																																																																																																								
Freq	Level	Line	Limit	Level	Factor	Loss	Factor	Factor																																																																																																										
1	10520.00	55.63	68.20	-12.57	66.74	37.46	15.41	63.98	0.00	344	121 PEAK																																																																																																							
2	15780.00	57.77	74.00	-16.23	60.29	41.28	19.25	63.05	0.00	300	283 PEAK																																																																																																							
3	15780.00	51.97	54.00	-2.03	54.49	41.28	19.25	63.05	0.00	300	283 AVERAGE																																																																																																							
Limit	Over	Read	Ant	Cable	Preamp	Aux	APos	TPos	Remark																																																																																																									
Freq	Level	Line	Limit	Level	Factor	Loss	Factor	Factor																																																																																																										
1	10520.00	45.50	68.20	-22.70	56.61	37.46	15.41	63.98	0.00	---	--- PEAK																																																																																																							
2	15780.00	62.94	74.00	-11.06	65.46	41.28	19.25	63.05	0.00	300	240 PEAK																																																																																																							
3	15780.00	49.72	54.00	-4.28	52.24	41.28	19.25	63.05	0.00	300	240 AVERAGE																																																																																																							
Peak																																																																																																																		



Mode	4																																																																																																																																																																																																																
	LF																																																																																																																																																																																																																
	U-NII-2A_5.25-5.35_802.11a_CH52_5260MHz																																																																																																																																																																																																																
ANT	1																																																																																																																																																																																																																
Pol.	Horizontal	Vertical																																																																																																																																																																																																															
Peak Avg																																																																																																																																																																																																																	
	<table border="1"> <thead> <tr> <th>Peak</th> <th>Freq</th> <th>Level</th> <th>Over Limit</th> <th>Limit Line</th> <th>ReadAntenna Level</th> <th>Antenna Factor</th> <th>Cable Loss</th> <th>Preamp Loss</th> <th>A/Pos</th> <th>T/Pos</th> <th>Remark</th> <th>Pol/Phas</th> </tr> <tr> <th></th> <th>MHz</th> <th>dBuV/m</th> <th>dB</th> <th>dBuV/m</th> <th>dBuV</th> <th>dB/m</th> <th>dB</th> <th>dB</th> <th>cm</th> <th>deg</th> <th></th> <th></th> </tr> </thead> <tbody> <tr> <td>1</td> <td>128.94</td> <td>41.04</td> <td>-2.46</td> <td>43.50</td> <td>55.81</td> <td>16.49</td> <td>1.66</td> <td>32.92</td> <td>100</td> <td>0</td> <td>Peak</td> <td>HORIZONTAL</td> </tr> <tr> <td>2</td> <td>297.72</td> <td>31.91</td> <td>-14.09</td> <td>46.00</td> <td>43.19</td> <td>19.17</td> <td>2.55</td> <td>33.00</td> <td>---</td> <td>---</td> <td>Peak</td> <td>HORIZONTAL</td> </tr> <tr> <td>3</td> <td>424.79</td> <td>37.17</td> <td>-8.83</td> <td>46.00</td> <td>45.04</td> <td>22.20</td> <td>3.03</td> <td>33.10</td> <td>---</td> <td>---</td> <td>Peak</td> <td>HORIZONTAL</td> </tr> <tr> <td>4</td> <td>524.70</td> <td>35.90</td> <td>-10.10</td> <td>46.00</td> <td>41.47</td> <td>24.44</td> <td>3.35</td> <td>33.36</td> <td>---</td> <td>---</td> <td>Peak</td> <td>HORIZONTAL</td> </tr> <tr> <td>5</td> <td>582.90</td> <td>43.88</td> <td>-2.12</td> <td>46.00</td> <td>48.16</td> <td>25.49</td> <td>3.53</td> <td>33.30</td> <td>100</td> <td>124</td> <td>QP</td> <td>HORIZONTAL</td> </tr> <tr> <td>6</td> <td>873.90</td> <td>38.31</td> <td>-7.69</td> <td>46.00</td> <td>37.55</td> <td>29.00</td> <td>4.32</td> <td>32.56</td> <td>---</td> <td>---</td> <td>Peak</td> <td>HORIZONTAL</td> </tr> </tbody> </table>	Peak	Freq	Level	Over Limit	Limit Line	ReadAntenna Level	Antenna Factor	Cable Loss	Preamp Loss	A/Pos	T/Pos	Remark	Pol/Phas		MHz	dBuV/m	dB	dBuV/m	dBuV	dB/m	dB	dB	cm	deg			1	128.94	41.04	-2.46	43.50	55.81	16.49	1.66	32.92	100	0	Peak	HORIZONTAL	2	297.72	31.91	-14.09	46.00	43.19	19.17	2.55	33.00	---	---	Peak	HORIZONTAL	3	424.79	37.17	-8.83	46.00	45.04	22.20	3.03	33.10	---	---	Peak	HORIZONTAL	4	524.70	35.90	-10.10	46.00	41.47	24.44	3.35	33.36	---	---	Peak	HORIZONTAL	5	582.90	43.88	-2.12	46.00	48.16	25.49	3.53	33.30	100	124	QP	HORIZONTAL	6	873.90	38.31	-7.69	46.00	37.55	29.00	4.32	32.56	---	---	Peak	HORIZONTAL	<table border="1"> <thead> <tr> <th>Peak</th> <th>Freq</th> <th>Level</th> <th>Over Limit</th> <th>Limit Line</th> <th>ReadAntenna Level</th> <th>Antenna Factor</th> <th>Cable Loss</th> <th>Preamp Loss</th> <th>A/Pos</th> <th>T/Pos</th> <th>Remark</th> <th>Pol/Phas</th> </tr> <tr> <th></th> <th>MHz</th> <th>dBuV/m</th> <th>dB</th> <th>dBuV/m</th> <th>dBuV</th> <th>dB/m</th> <th>dB</th> <th>dB</th> <th>cm</th> <th>deg</th> <th></th> <th></th> </tr> </thead> <tbody> <tr> <td>1</td> <td>129.91</td> <td>31.07</td> <td>-12.43</td> <td>43.50</td> <td>45.80</td> <td>16.52</td> <td>1.67</td> <td>32.92</td> <td>---</td> <td>---</td> <td>Peak</td> <td>VERTICAL</td> </tr> <tr> <td>2</td> <td>243.40</td> <td>20.59</td> <td>-25.41</td> <td>46.00</td> <td>33.31</td> <td>18.00</td> <td>2.29</td> <td>33.01</td> <td>---</td> <td>---</td> <td>Peak</td> <td>VERTICAL</td> </tr> <tr> <td>3</td> <td>299.66</td> <td>23.84</td> <td>-22.16</td> <td>46.00</td> <td>35.08</td> <td>19.20</td> <td>2.56</td> <td>33.00</td> <td>---</td> <td>---</td> <td>Peak</td> <td>VERTICAL</td> </tr> <tr> <td>4</td> <td>475.23</td> <td>30.11</td> <td>-15.89</td> <td>46.00</td> <td>36.90</td> <td>23.30</td> <td>3.19</td> <td>33.28</td> <td>---</td> <td>---</td> <td>Peak</td> <td>VERTICAL</td> </tr> <tr> <td>5</td> <td>583.87</td> <td>41.82</td> <td>-4.18</td> <td>46.00</td> <td>46.00</td> <td>25.50</td> <td>3.54</td> <td>33.30</td> <td>100</td> <td>14</td> <td>Peak</td> <td>VERTICAL</td> </tr> <tr> <td>6</td> <td>891.36</td> <td>36.08</td> <td>-9.92</td> <td>46.00</td> <td>35.16</td> <td>29.00</td> <td>4.37</td> <td>32.45</td> <td>---</td> <td>---</td> <td>Peak</td> <td>VERTICAL</td> </tr> </tbody> </table>	Peak	Freq	Level	Over Limit	Limit Line	ReadAntenna Level	Antenna Factor	Cable Loss	Preamp Loss	A/Pos	T/Pos	Remark	Pol/Phas		MHz	dBuV/m	dB	dBuV/m	dBuV	dB/m	dB	dB	cm	deg			1	129.91	31.07	-12.43	43.50	45.80	16.52	1.67	32.92	---	---	Peak	VERTICAL	2	243.40	20.59	-25.41	46.00	33.31	18.00	2.29	33.01	---	---	Peak	VERTICAL	3	299.66	23.84	-22.16	46.00	35.08	19.20	2.56	33.00	---	---	Peak	VERTICAL	4	475.23	30.11	-15.89	46.00	36.90	23.30	3.19	33.28	---	---	Peak	VERTICAL	5	583.87	41.82	-4.18	46.00	46.00	25.50	3.54	33.30	100	14	Peak	VERTICAL	6	891.36	36.08	-9.92	46.00	35.16	29.00	4.37	32.45	---	---	Peak
Peak	Freq	Level	Over Limit	Limit Line	ReadAntenna Level	Antenna Factor	Cable Loss	Preamp Loss	A/Pos	T/Pos	Remark	Pol/Phas																																																																																																																																																																																																					
	MHz	dBuV/m	dB	dBuV/m	dBuV	dB/m	dB	dB	cm	deg																																																																																																																																																																																																							
1	128.94	41.04	-2.46	43.50	55.81	16.49	1.66	32.92	100	0	Peak	HORIZONTAL																																																																																																																																																																																																					
2	297.72	31.91	-14.09	46.00	43.19	19.17	2.55	33.00	---	---	Peak	HORIZONTAL																																																																																																																																																																																																					
3	424.79	37.17	-8.83	46.00	45.04	22.20	3.03	33.10	---	---	Peak	HORIZONTAL																																																																																																																																																																																																					
4	524.70	35.90	-10.10	46.00	41.47	24.44	3.35	33.36	---	---	Peak	HORIZONTAL																																																																																																																																																																																																					
5	582.90	43.88	-2.12	46.00	48.16	25.49	3.53	33.30	100	124	QP	HORIZONTAL																																																																																																																																																																																																					
6	873.90	38.31	-7.69	46.00	37.55	29.00	4.32	32.56	---	---	Peak	HORIZONTAL																																																																																																																																																																																																					
Peak	Freq	Level	Over Limit	Limit Line	ReadAntenna Level	Antenna Factor	Cable Loss	Preamp Loss	A/Pos	T/Pos	Remark	Pol/Phas																																																																																																																																																																																																					
	MHz	dBuV/m	dB	dBuV/m	dBuV	dB/m	dB	dB	cm	deg																																																																																																																																																																																																							
1	129.91	31.07	-12.43	43.50	45.80	16.52	1.67	32.92	---	---	Peak	VERTICAL																																																																																																																																																																																																					
2	243.40	20.59	-25.41	46.00	33.31	18.00	2.29	33.01	---	---	Peak	VERTICAL																																																																																																																																																																																																					
3	299.66	23.84	-22.16	46.00	35.08	19.20	2.56	33.00	---	---	Peak	VERTICAL																																																																																																																																																																																																					
4	475.23	30.11	-15.89	46.00	36.90	23.30	3.19	33.28	---	---	Peak	VERTICAL																																																																																																																																																																																																					
5	583.87	41.82	-4.18	46.00	46.00	25.50	3.54	33.30	100	14	Peak	VERTICAL																																																																																																																																																																																																					
6	891.36	36.08	-9.92	46.00	35.16	29.00	4.37	32.45	---	---	Peak	VERTICAL																																																																																																																																																																																																					



Mode	5																																																																																																																																																										
	Harmonic																																																																																																																																																										
	U-NII-2A_5.25-5.35_802.11a_CH60_5300MHz																																																																																																																																																										
ANT	1																																																																																																																																																										
Pol.	Horizontal	Vertical																																																																																																																																																									
Peak Avg	<table border="1"> <thead> <tr> <th>Limit</th> <th>Over</th> <th>Read</th> <th>Ant</th> <th>Cable</th> <th>Preamp</th> <th>Aux</th> <th>APos</th> <th>TPos</th> <th>Remark</th> </tr> <tr> <th>Freq</th> <th>Level</th> <th>Line</th> <th>Limit</th> <th>Level</th> <th>Factor</th> <th>Loss</th> <th>Factor</th> <th>Factor</th> <th></th> </tr> <tr> <th>MHz</th> <th>dBuV/m</th> <th>dBuV/m</th> <th>dB</th> <th>dBuV</th> <th>dB/m</th> <th>dB</th> <th>dB</th> <th>dB</th> <th>cm</th> <th>deg</th> </tr> </thead> <tbody> <tr> <td>1</td> <td>10600.00</td> <td>56.67</td> <td>74.00</td> <td>-17.33</td> <td>67.59</td> <td>37.50</td> <td>15.47</td> <td>63.89</td> <td>0.00</td> <td>202</td> <td>269</td> <td>PEAK</td> </tr> <tr> <td>2</td> <td>10600.00</td> <td>46.83</td> <td>54.00</td> <td>-7.17</td> <td>57.75</td> <td>37.50</td> <td>15.47</td> <td>63.89</td> <td>0.00</td> <td>202</td> <td>269</td> <td>AVERAGE</td> </tr> <tr> <td>3</td> <td>15900.00</td> <td>56.07</td> <td>74.00</td> <td>-17.93</td> <td>58.42</td> <td>41.51</td> <td>19.34</td> <td>63.20</td> <td>0.00</td> <td>300</td> <td>282</td> <td>PEAK</td> </tr> <tr> <td>4</td> <td>15900.00</td> <td>51.33</td> <td>54.00</td> <td>-2.67</td> <td>53.68</td> <td>41.51</td> <td>19.34</td> <td>63.20</td> <td>0.00</td> <td>300</td> <td>282</td> <td>AVERAGE</td> </tr> </tbody> </table>	Limit	Over	Read	Ant	Cable	Preamp	Aux	APos	TPos	Remark	Freq	Level	Line	Limit	Level	Factor	Loss	Factor	Factor		MHz	dBuV/m	dBuV/m	dB	dBuV	dB/m	dB	dB	dB	cm	deg	1	10600.00	56.67	74.00	-17.33	67.59	37.50	15.47	63.89	0.00	202	269	PEAK	2	10600.00	46.83	54.00	-7.17	57.75	37.50	15.47	63.89	0.00	202	269	AVERAGE	3	15900.00	56.07	74.00	-17.93	58.42	41.51	19.34	63.20	0.00	300	282	PEAK	4	15900.00	51.33	54.00	-2.67	53.68	41.51	19.34	63.20	0.00	300	282	AVERAGE	<table border="1"> <thead> <tr> <th>Limit</th> <th>Over</th> <th>Read</th> <th>Ant</th> <th>Cable</th> <th>Preamp</th> <th>Aux</th> <th>APos</th> <th>TPos</th> <th>Remark</th> </tr> <tr> <th>Freq</th> <th>Level</th> <th>Line</th> <th>Limit</th> <th>Level</th> <th>Factor</th> <th>Loss</th> <th>Factor</th> <th>Factor</th> <th></th> </tr> <tr> <th>MHz</th> <th>dBuV/m</th> <th>dBuV/m</th> <th>dB</th> <th>dBuV</th> <th>dB/m</th> <th>dB</th> <th>dB</th> <th>dB</th> <th>cm</th> <th>deg</th> </tr> </thead> <tbody> <tr> <td>1</td> <td>10600.00</td> <td>44.67</td> <td>74.00</td> <td>-29.33</td> <td>55.59</td> <td>37.50</td> <td>15.47</td> <td>63.89</td> <td>0.00</td> <td>---</td> <td>---</td> <td>PEAK</td> </tr> <tr> <td>2</td> <td>15900.00</td> <td>63.18</td> <td>74.00</td> <td>-10.82</td> <td>65.53</td> <td>41.51</td> <td>19.34</td> <td>63.20</td> <td>0.00</td> <td>229</td> <td>242</td> <td>PEAK</td> </tr> <tr> <td>3</td> <td>15900.00</td> <td>50.59</td> <td>54.00</td> <td>-3.41</td> <td>52.94</td> <td>41.51</td> <td>19.34</td> <td>63.20</td> <td>0.00</td> <td>229</td> <td>242</td> <td>AVERAGE</td> </tr> </tbody> </table>	Limit	Over	Read	Ant	Cable	Preamp	Aux	APos	TPos	Remark	Freq	Level	Line	Limit	Level	Factor	Loss	Factor	Factor		MHz	dBuV/m	dBuV/m	dB	dBuV	dB/m	dB	dB	dB	cm	deg	1	10600.00	44.67	74.00	-29.33	55.59	37.50	15.47	63.89	0.00	---	---	PEAK	2	15900.00	63.18	74.00	-10.82	65.53	41.51	19.34	63.20	0.00	229	242	PEAK	3	15900.00	50.59	54.00	-3.41	52.94	41.51	19.34	63.20	0.00	229	242	AVERAGE
	Limit	Over	Read	Ant	Cable	Preamp	Aux	APos	TPos	Remark																																																																																																																																																	
Freq	Level	Line	Limit	Level	Factor	Loss	Factor	Factor																																																																																																																																																			
MHz	dBuV/m	dBuV/m	dB	dBuV	dB/m	dB	dB	dB	cm	deg																																																																																																																																																	
1	10600.00	56.67	74.00	-17.33	67.59	37.50	15.47	63.89	0.00	202	269	PEAK																																																																																																																																															
2	10600.00	46.83	54.00	-7.17	57.75	37.50	15.47	63.89	0.00	202	269	AVERAGE																																																																																																																																															
3	15900.00	56.07	74.00	-17.93	58.42	41.51	19.34	63.20	0.00	300	282	PEAK																																																																																																																																															
4	15900.00	51.33	54.00	-2.67	53.68	41.51	19.34	63.20	0.00	300	282	AVERAGE																																																																																																																																															
Limit	Over	Read	Ant	Cable	Preamp	Aux	APos	TPos	Remark																																																																																																																																																		
Freq	Level	Line	Limit	Level	Factor	Loss	Factor	Factor																																																																																																																																																			
MHz	dBuV/m	dBuV/m	dB	dBuV	dB/m	dB	dB	dB	cm	deg																																																																																																																																																	
1	10600.00	44.67	74.00	-29.33	55.59	37.50	15.47	63.89	0.00	---	---	PEAK																																																																																																																																															
2	15900.00	63.18	74.00	-10.82	65.53	41.51	19.34	63.20	0.00	229	242	PEAK																																																																																																																																															
3	15900.00	50.59	54.00	-3.41	52.94	41.51	19.34	63.20	0.00	229	242	AVERAGE																																																																																																																																															



Mode	6																																																																																	
	Band Edge																																																																																	
	U-NII-2A_5.25-5.35_802.11a_CH64_5320MHz																																																																																	
ANT	1																																																																																	
Pol.	Horizontal	Fundamental																																																																																
Peak	<table border="1"> <thead> <tr> <th>Limit</th> <th>Read</th> <th>Ant</th> <th>Cable</th> <th>Aux</th> <th>APos</th> <th>TPos</th> <th>Remark</th> </tr> <tr> <th>Freq</th> <th>Level</th> <th>Line</th> <th>Margin</th> <th>Level</th> <th>Factor</th> <th>Loss</th> <th>Factor</th> </tr> <tr> <th>MHz</th> <th>dBuV/m</th> <th>dBuV/m</th> <th>dB</th> <th>dBuV</th> <th>dB/m</th> <th>dB</th> <th>dB</th> </tr> </thead> <tbody> <tr> <td>1</td> <td>5352.34</td> <td>59.85</td> <td>74.00</td> <td>-14.15</td> <td>51.13</td> <td>34.95</td> <td>10.84</td> <td>37.07</td> <td>0.00</td> <td>300</td> <td>352</td> <td>PEAK</td> </tr> </tbody> </table>	Limit	Read	Ant	Cable	Aux	APos	TPos	Remark	Freq	Level	Line	Margin	Level	Factor	Loss	Factor	MHz	dBuV/m	dBuV/m	dB	dBuV	dB/m	dB	dB	1	5352.34	59.85	74.00	-14.15	51.13	34.95	10.84	37.07	0.00	300	352	PEAK	<table border="1"> <thead> <tr> <th>Limit</th> <th>Over</th> <th>Read</th> <th>Ant</th> <th>Cable</th> <th>Aux</th> <th>APos</th> <th>TPos</th> <th>Remark</th> </tr> <tr> <th>Freq</th> <th>Level</th> <th>Line</th> <th>Limit</th> <th>Level</th> <th>Factor</th> <th>Loss</th> <th>Factor</th> <th>Factor</th> </tr> <tr> <th>MHz</th> <th>dBuV/m</th> <th>dBuV/m</th> <th>dB</th> <th>dBuV</th> <th>dB/m</th> <th>dB</th> <th>dB</th> <th>dB</th> </tr> </thead> <tbody> <tr> <td>1</td> <td>5320.00</td> <td>101.77</td> <td>-----</td> <td>-----</td> <td>93.10</td> <td>34.93</td> <td>10.82</td> <td>37.08</td> <td>0.00</td> <td>300</td> <td>352</td> <td>PEAK</td> </tr> </tbody> </table>	Limit	Over	Read	Ant	Cable	Aux	APos	TPos	Remark	Freq	Level	Line	Limit	Level	Factor	Loss	Factor	Factor	MHz	dBuV/m	dBuV/m	dB	dBuV	dB/m	dB	dB	dB	1	5320.00	101.77	-----	-----	93.10	34.93	10.82	37.08	0.00	300	352	PEAK			
	Limit	Read	Ant	Cable	Aux	APos	TPos	Remark																																																																										
Freq	Level	Line	Margin	Level	Factor	Loss	Factor																																																																											
MHz	dBuV/m	dBuV/m	dB	dBuV	dB/m	dB	dB																																																																											
1	5352.34	59.85	74.00	-14.15	51.13	34.95	10.84	37.07	0.00	300	352	PEAK																																																																						
Limit	Over	Read	Ant	Cable	Aux	APos	TPos	Remark																																																																										
Freq	Level	Line	Limit	Level	Factor	Loss	Factor	Factor																																																																										
MHz	dBuV/m	dBuV/m	dB	dBuV	dB/m	dB	dB	dB																																																																										
1	5320.00	101.77	-----	-----	93.10	34.93	10.82	37.08	0.00	300	352	PEAK																																																																						
Avg	<table border="1"> <thead> <tr> <th>Limit</th> <th>Over</th> <th>Read</th> <th>Ant</th> <th>Cable</th> <th>Aux</th> <th>APos</th> <th>TPos</th> <th>Remark</th> </tr> <tr> <th>Freq</th> <th>Level</th> <th>Line</th> <th>Limit</th> <th>Level</th> <th>Factor</th> <th>Loss</th> <th>Factor</th> <th>Factor</th> </tr> <tr> <th>MHz</th> <th>dBuV/m</th> <th>dBuV/m</th> <th>dB</th> <th>dBuV</th> <th>dB/m</th> <th>dB</th> <th>dB</th> <th>dB</th> </tr> </thead> <tbody> <tr> <td>1</td> <td>5350.24</td> <td>41.35</td> <td>54.00</td> <td>-12.65</td> <td>32.63</td> <td>34.95</td> <td>10.84</td> <td>37.07</td> <td>0.00</td> <td>300</td> <td>352</td> <td>AVERAGE</td> </tr> </tbody> </table>	Limit	Over	Read	Ant	Cable	Aux	APos	TPos	Remark	Freq	Level	Line	Limit	Level	Factor	Loss	Factor	Factor	MHz	dBuV/m	dBuV/m	dB	dBuV	dB/m	dB	dB	dB	1	5350.24	41.35	54.00	-12.65	32.63	34.95	10.84	37.07	0.00	300	352	AVERAGE	<table border="1"> <thead> <tr> <th>Limit</th> <th>Over</th> <th>Read</th> <th>Ant</th> <th>Cable</th> <th>Aux</th> <th>APos</th> <th>TPos</th> <th>Remark</th> </tr> <tr> <th>Freq</th> <th>Level</th> <th>Line</th> <th>Limit</th> <th>Level</th> <th>Factor</th> <th>Loss</th> <th>Factor</th> <th>Factor</th> </tr> <tr> <th>MHz</th> <th>dBuV/m</th> <th>dBuV/m</th> <th>dB</th> <th>dBuV</th> <th>dB/m</th> <th>dB</th> <th>dB</th> <th>dB</th> </tr> </thead> <tbody> <tr> <td>1</td> <td>5320.00</td> <td>97.99</td> <td>-----</td> <td>-----</td> <td>89.32</td> <td>34.93</td> <td>10.82</td> <td>37.08</td> <td>0.00</td> <td>300</td> <td>20</td> <td>AVERAGE</td> </tr> </tbody> </table>	Limit	Over	Read	Ant	Cable	Aux	APos	TPos	Remark	Freq	Level	Line	Limit	Level	Factor	Loss	Factor	Factor	MHz	dBuV/m	dBuV/m	dB	dBuV	dB/m	dB	dB	dB	1	5320.00	97.99	-----	-----	89.32	34.93	10.82	37.08	0.00	300	20	AVERAGE
Limit	Over	Read	Ant	Cable	Aux	APos	TPos	Remark																																																																										
Freq	Level	Line	Limit	Level	Factor	Loss	Factor	Factor																																																																										
MHz	dBuV/m	dBuV/m	dB	dBuV	dB/m	dB	dB	dB																																																																										
1	5350.24	41.35	54.00	-12.65	32.63	34.95	10.84	37.07	0.00	300	352	AVERAGE																																																																						
Limit	Over	Read	Ant	Cable	Aux	APos	TPos	Remark																																																																										
Freq	Level	Line	Limit	Level	Factor	Loss	Factor	Factor																																																																										
MHz	dBuV/m	dBuV/m	dB	dBuV	dB/m	dB	dB	dB																																																																										
1	5320.00	97.99	-----	-----	89.32	34.93	10.82	37.08	0.00	300	20	AVERAGE																																																																						



Mode	6																																																																	
	Band Edge																																																																	
	U-NII-2A_5.25-5.35_802.11a_CH64_5320MHz																																																																	
ANT	1																																																																	
Pol.	Vertical	Fundamental																																																																
Peak	<table border="1"> <thead> <tr> <th>Limit</th> <th>Read</th> <th>Ant</th> <th>Cable</th> <th>Aux</th> <th>APos</th> <th>TPos</th> </tr> <tr> <th>Freq</th> <th>Level</th> <th>Line</th> <th>Margin</th> <th>Level</th> <th>Factor</th> <th>Loss</th> <th>Factor</th> <th>Factor</th> <th>cm</th> <th>deg</th> <th>Remark</th> </tr> </thead> <tbody> <tr> <td>1</td> <td>5352.20</td> <td>56.90</td> <td>74.00</td> <td>-17.10</td> <td>48.18</td> <td>34.95</td> <td>10.84</td> <td>37.07</td> <td>0.00</td> <td>299</td> <td>90 PEAK</td> </tr> </tbody> </table>	Limit	Read	Ant	Cable	Aux	APos	TPos	Freq	Level	Line	Margin	Level	Factor	Loss	Factor	Factor	cm	deg	Remark	1	5352.20	56.90	74.00	-17.10	48.18	34.95	10.84	37.07	0.00	299	90 PEAK	<table border="1"> <thead> <tr> <th>Limit</th> <th>Over</th> <th>Read</th> <th>Ant</th> <th>Cable</th> <th>Aux</th> <th>APos</th> <th>TPos</th> </tr> <tr> <th>Freq</th> <th>Level</th> <th>Line</th> <th>Limit</th> <th>Level</th> <th>Factor</th> <th>Loss</th> <th>Factor</th> <th>Factor</th> <th>cm</th> <th>deg</th> <th>Remark</th> </tr> </thead> <tbody> <tr> <td>1</td> <td>5320.00</td> <td>104.15</td> <td>-----</td> <td>-----</td> <td>95.50</td> <td>34.92</td> <td>10.81</td> <td>37.08</td> <td>0.00</td> <td>299</td> <td>90 PEAK</td> </tr> </tbody> </table>	Limit	Over	Read	Ant	Cable	Aux	APos	TPos	Freq	Level	Line	Limit	Level	Factor	Loss	Factor	Factor	cm	deg	Remark	1	5320.00	104.15	-----	-----	95.50	34.92	10.81	37.08	0.00	299	90 PEAK	
	Limit	Read	Ant	Cable	Aux	APos	TPos																																																											
Freq	Level	Line	Margin	Level	Factor	Loss	Factor	Factor	cm	deg	Remark																																																							
1	5352.20	56.90	74.00	-17.10	48.18	34.95	10.84	37.07	0.00	299	90 PEAK																																																							
Limit	Over	Read	Ant	Cable	Aux	APos	TPos																																																											
Freq	Level	Line	Limit	Level	Factor	Loss	Factor	Factor	cm	deg	Remark																																																							
1	5320.00	104.15	-----	-----	95.50	34.92	10.81	37.08	0.00	299	90 PEAK																																																							
Avg	<table border="1"> <thead> <tr> <th>Limit</th> <th>Over</th> <th>Read</th> <th>Ant</th> <th>Cable</th> <th>Aux</th> <th>APos</th> <th>TPos</th> </tr> <tr> <th>Freq</th> <th>Level</th> <th>Line</th> <th>Limit</th> <th>Level</th> <th>Factor</th> <th>Loss</th> <th>Factor</th> <th>Factor</th> <th>cm</th> <th>deg</th> <th>Remark</th> </tr> </thead> <tbody> <tr> <td>1</td> <td>5350.24</td> <td>42.35</td> <td>54.00</td> <td>-11.65</td> <td>33.63</td> <td>34.95</td> <td>10.84</td> <td>37.07</td> <td>0.00</td> <td>299</td> <td>90 AVERAGE</td> </tr> </tbody> </table>	Limit	Over	Read	Ant	Cable	Aux	APos	TPos	Freq	Level	Line	Limit	Level	Factor	Loss	Factor	Factor	cm	deg	Remark	1	5350.24	42.35	54.00	-11.65	33.63	34.95	10.84	37.07	0.00	299	90 AVERAGE	<table border="1"> <thead> <tr> <th>Limit</th> <th>Over</th> <th>Read</th> <th>Ant</th> <th>Cable</th> <th>Aux</th> <th>APos</th> <th>TPos</th> </tr> <tr> <th>Freq</th> <th>Level</th> <th>Line</th> <th>Limit</th> <th>Level</th> <th>Factor</th> <th>Loss</th> <th>Factor</th> <th>Factor</th> <th>cm</th> <th>deg</th> <th>Remark</th> </tr> </thead> <tbody> <tr> <td>1</td> <td>5320.00</td> <td>100.93</td> <td>-----</td> <td>-----</td> <td>92.26</td> <td>34.93</td> <td>10.82</td> <td>37.08</td> <td>0.00</td> <td>362</td> <td>341 AVERAGE</td> </tr> </tbody> </table>	Limit	Over	Read	Ant	Cable	Aux	APos	TPos	Freq	Level	Line	Limit	Level	Factor	Loss	Factor	Factor	cm	deg	Remark	1	5320.00	100.93	-----	-----	92.26	34.93	10.82	37.08	0.00	362	341 AVERAGE
Limit	Over	Read	Ant	Cable	Aux	APos	TPos																																																											
Freq	Level	Line	Limit	Level	Factor	Loss	Factor	Factor	cm	deg	Remark																																																							
1	5350.24	42.35	54.00	-11.65	33.63	34.95	10.84	37.07	0.00	299	90 AVERAGE																																																							
Limit	Over	Read	Ant	Cable	Aux	APos	TPos																																																											
Freq	Level	Line	Limit	Level	Factor	Loss	Factor	Factor	cm	deg	Remark																																																							
1	5320.00	100.93	-----	-----	92.26	34.93	10.82	37.08	0.00	362	341 AVERAGE																																																							



Mode	6																																																																																																																																																																							
	Harmonic																																																																																																																																																																							
	U-NII-2A_5.25-5.35_802.11a_CH64_5320MHz																																																																																																																																																																							
ANT	1																																																																																																																																																																							
Pol.	Horizontal	Vertical																																																																																																																																																																						
Peak Avg	<table border="1"> <thead> <tr> <th>Limit</th> <th>Over</th> <th>Read</th> <th>Ant</th> <th>Cable</th> <th>Preamp</th> <th>Aux</th> <th>APos</th> <th>TPos</th> <th>Remark</th> </tr> <tr> <th>Freq</th> <th>Level</th> <th>Line</th> <th>Limit</th> <th>Level</th> <th>Factor</th> <th>Loss</th> <th>Factor</th> <th>Factor</th> <th></th> </tr> <tr> <th>MHz</th> <th>dBuV/m</th> <th>dBuV/m</th> <th>dB</th> <th>dBuV</th> <th>dB/m</th> <th>dB</th> <th>dB</th> <th>dB</th> <th>cm</th> <th>deg</th> </tr> </thead> <tbody> <tr> <td>1</td> <td>10640.00</td> <td>55.13</td> <td>74.00</td> <td>-18.87</td> <td>65.96</td> <td>37.52</td> <td>15.50</td> <td>63.85</td> <td>0.00</td> <td>288</td> <td>306</td> <td>PEAK</td> </tr> <tr> <td>2</td> <td>10640.00</td> <td>44.04</td> <td>54.00</td> <td>-9.96</td> <td>54.87</td> <td>37.52</td> <td>15.50</td> <td>63.85</td> <td>0.00</td> <td>288</td> <td>306</td> <td>AVERAGE</td> </tr> <tr> <td>3</td> <td>15960.00</td> <td>66.36</td> <td>74.00</td> <td>-7.64</td> <td>68.62</td> <td>41.62</td> <td>19.39</td> <td>63.27</td> <td>0.00</td> <td>278</td> <td>107</td> <td>PEAK</td> </tr> <tr> <td>4</td> <td>15960.00</td> <td>51.96</td> <td>54.00</td> <td>-2.04</td> <td>54.21</td> <td>41.63</td> <td>19.39</td> <td>63.27</td> <td>0.00</td> <td>278</td> <td>107</td> <td>Average</td> </tr> </tbody> </table>	Limit	Over	Read	Ant	Cable	Preamp	Aux	APos	TPos	Remark	Freq	Level	Line	Limit	Level	Factor	Loss	Factor	Factor		MHz	dBuV/m	dBuV/m	dB	dBuV	dB/m	dB	dB	dB	cm	deg	1	10640.00	55.13	74.00	-18.87	65.96	37.52	15.50	63.85	0.00	288	306	PEAK	2	10640.00	44.04	54.00	-9.96	54.87	37.52	15.50	63.85	0.00	288	306	AVERAGE	3	15960.00	66.36	74.00	-7.64	68.62	41.62	19.39	63.27	0.00	278	107	PEAK	4	15960.00	51.96	54.00	-2.04	54.21	41.63	19.39	63.27	0.00	278	107	Average	<table border="1"> <thead> <tr> <th>Limit</th> <th>Over</th> <th>Read</th> <th>Ant</th> <th>Cable</th> <th>Preamp</th> <th>Aux</th> <th>APos</th> <th>TPos</th> <th>Remark</th> </tr> <tr> <th>Freq</th> <th>Level</th> <th>Line</th> <th>Limit</th> <th>Level</th> <th>Factor</th> <th>Loss</th> <th>Factor</th> <th>Factor</th> <th></th> </tr> <tr> <th>MHz</th> <th>dBuV/m</th> <th>dBuV/m</th> <th>dB</th> <th>dBuV</th> <th>dB/m</th> <th>dB</th> <th>dB</th> <th>dB</th> <th>cm</th> <th>deg</th> </tr> </thead> <tbody> <tr> <td>1</td> <td>10640.00</td> <td>50.47</td> <td>74.00</td> <td>-23.53</td> <td>61.30</td> <td>37.52</td> <td>15.50</td> <td>63.85</td> <td>0.00</td> <td>300</td> <td>280</td> <td>PEAK</td> </tr> <tr> <td>2</td> <td>10640.00</td> <td>39.47</td> <td>54.00</td> <td>-14.53</td> <td>50.30</td> <td>37.52</td> <td>15.50</td> <td>63.85</td> <td>0.00</td> <td>300</td> <td>280</td> <td>AVERAGE</td> </tr> <tr> <td>3</td> <td>15960.00</td> <td>64.31</td> <td>74.00</td> <td>-9.69</td> <td>66.57</td> <td>41.62</td> <td>19.39</td> <td>63.27</td> <td>0.00</td> <td>305</td> <td>246</td> <td>PEAK</td> </tr> <tr> <td>4</td> <td>15960.00</td> <td>50.87</td> <td>54.00</td> <td>-3.13</td> <td>53.13</td> <td>41.62</td> <td>19.39</td> <td>63.27</td> <td>0.00</td> <td>305</td> <td>246</td> <td>AVERAGE</td> </tr> </tbody> </table>	Limit	Over	Read	Ant	Cable	Preamp	Aux	APos	TPos	Remark	Freq	Level	Line	Limit	Level	Factor	Loss	Factor	Factor		MHz	dBuV/m	dBuV/m	dB	dBuV	dB/m	dB	dB	dB	cm	deg	1	10640.00	50.47	74.00	-23.53	61.30	37.52	15.50	63.85	0.00	300	280	PEAK	2	10640.00	39.47	54.00	-14.53	50.30	37.52	15.50	63.85	0.00	300	280	AVERAGE	3	15960.00	64.31	74.00	-9.69	66.57	41.62	19.39	63.27	0.00	305	246	PEAK	4	15960.00	50.87	54.00	-3.13	53.13	41.62	19.39	63.27	0.00	305	246	AVERAGE
Limit	Over	Read	Ant	Cable	Preamp	Aux	APos	TPos	Remark																																																																																																																																																															
Freq	Level	Line	Limit	Level	Factor	Loss	Factor	Factor																																																																																																																																																																
MHz	dBuV/m	dBuV/m	dB	dBuV	dB/m	dB	dB	dB	cm	deg																																																																																																																																																														
1	10640.00	55.13	74.00	-18.87	65.96	37.52	15.50	63.85	0.00	288	306	PEAK																																																																																																																																																												
2	10640.00	44.04	54.00	-9.96	54.87	37.52	15.50	63.85	0.00	288	306	AVERAGE																																																																																																																																																												
3	15960.00	66.36	74.00	-7.64	68.62	41.62	19.39	63.27	0.00	278	107	PEAK																																																																																																																																																												
4	15960.00	51.96	54.00	-2.04	54.21	41.63	19.39	63.27	0.00	278	107	Average																																																																																																																																																												
Limit	Over	Read	Ant	Cable	Preamp	Aux	APos	TPos	Remark																																																																																																																																																															
Freq	Level	Line	Limit	Level	Factor	Loss	Factor	Factor																																																																																																																																																																
MHz	dBuV/m	dBuV/m	dB	dBuV	dB/m	dB	dB	dB	cm	deg																																																																																																																																																														
1	10640.00	50.47	74.00	-23.53	61.30	37.52	15.50	63.85	0.00	300	280	PEAK																																																																																																																																																												
2	10640.00	39.47	54.00	-14.53	50.30	37.52	15.50	63.85	0.00	300	280	AVERAGE																																																																																																																																																												
3	15960.00	64.31	74.00	-9.69	66.57	41.62	19.39	63.27	0.00	305	246	PEAK																																																																																																																																																												
4	15960.00	50.87	54.00	-3.13	53.13	41.62	19.39	63.27	0.00	305	246	AVERAGE																																																																																																																																																												



	7																																																																																																				
Mode	Band Edge																																																																																																				
	U-NII-2C_5.47-5.725_802.11a_CH100_5500MHz																																																																																																				
ANT	1																																																																																																				
Pol.	Horizontal	Fundamental																																																																																																			
Peak	<table border="1"> <thead> <tr> <th>Limit</th> <th>Over</th> <th>Read</th> <th>Ant</th> <th>Cable</th> <th>Preamp</th> <th>Aux</th> <th>APos</th> <th>TPos</th> <th>Remark</th> </tr> <tr> <th>Freq</th> <th>Level</th> <th>Line</th> <th>Limit</th> <th>Level</th> <th>Factor</th> <th>Loss</th> <th>Factor</th> <th>Factor</th> <th></th> </tr> <tr> <th>MHz</th> <th>dBuV/m</th> <th>dBuV/m</th> <th>dB</th> <th>dBuV</th> <th>dB/m</th> <th>dB</th> <th>dB</th> <th>cm</th> <th>deg</th> </tr> </thead> <tbody> <tr> <td>1</td> <td>5455.60</td> <td>48.46</td> <td>74.00</td> <td>-25.54</td> <td>39.67</td> <td>34.89</td> <td>10.96</td> <td>37.06</td> <td>0.00</td> <td>277</td> <td>360</td> <td>PEAK</td> </tr> <tr> <td>2</td> <td>5467.60</td> <td>57.67</td> <td>68.20</td> <td>-10.53</td> <td>48.88</td> <td>34.86</td> <td>10.98</td> <td>37.05</td> <td>0.00</td> <td>277</td> <td>360</td> <td>PEAK</td> </tr> </tbody> </table>	Limit	Over	Read	Ant	Cable	Preamp	Aux	APos	TPos	Remark	Freq	Level	Line	Limit	Level	Factor	Loss	Factor	Factor		MHz	dBuV/m	dBuV/m	dB	dBuV	dB/m	dB	dB	cm	deg	1	5455.60	48.46	74.00	-25.54	39.67	34.89	10.96	37.06	0.00	277	360	PEAK	2	5467.60	57.67	68.20	-10.53	48.88	34.86	10.98	37.05	0.00	277	360	PEAK	<table border="1"> <thead> <tr> <th>Limit</th> <th>Over</th> <th>Read</th> <th>Ant</th> <th>Cable</th> <th>Preamp</th> <th>Aux</th> <th>APos</th> <th>TPos</th> <th>Remark</th> </tr> <tr> <th>Freq</th> <th>Level</th> <th>Line</th> <th>Limit</th> <th>Level</th> <th>Factor</th> <th>Loss</th> <th>Factor</th> <th>Factor</th> <th></th> </tr> <tr> <th>MHz</th> <th>dBuV/m</th> <th>dBuV/m</th> <th>dB</th> <th>dBuV</th> <th>dB/m</th> <th>dB</th> <th>dB</th> <th>cm</th> <th>deg</th> </tr> </thead> <tbody> <tr> <td>1</td> <td>5500.00</td> <td>108.66</td> <td>-----</td> <td>-----</td> <td>99.86</td> <td>34.82</td> <td>11.03</td> <td>37.05</td> <td>0.00</td> <td>277</td> <td>360</td> <td>PEAK</td> </tr> </tbody> </table>	Limit	Over	Read	Ant	Cable	Preamp	Aux	APos	TPos	Remark	Freq	Level	Line	Limit	Level	Factor	Loss	Factor	Factor		MHz	dBuV/m	dBuV/m	dB	dBuV	dB/m	dB	dB	cm	deg	1	5500.00	108.66	-----	-----	99.86	34.82	11.03	37.05	0.00	277	360	PEAK
	Limit	Over	Read	Ant	Cable	Preamp	Aux	APos	TPos	Remark																																																																																											
Freq	Level	Line	Limit	Level	Factor	Loss	Factor	Factor																																																																																													
MHz	dBuV/m	dBuV/m	dB	dBuV	dB/m	dB	dB	cm	deg																																																																																												
1	5455.60	48.46	74.00	-25.54	39.67	34.89	10.96	37.06	0.00	277	360	PEAK																																																																																									
2	5467.60	57.67	68.20	-10.53	48.88	34.86	10.98	37.05	0.00	277	360	PEAK																																																																																									
Limit	Over	Read	Ant	Cable	Preamp	Aux	APos	TPos	Remark																																																																																												
Freq	Level	Line	Limit	Level	Factor	Loss	Factor	Factor																																																																																													
MHz	dBuV/m	dBuV/m	dB	dBuV	dB/m	dB	dB	cm	deg																																																																																												
1	5500.00	108.66	-----	-----	99.86	34.82	11.03	37.05	0.00	277	360	PEAK																																																																																									
Avg	<table border="1"> <thead> <tr> <th>Limit</th> <th>Over</th> <th>Read</th> <th>Ant</th> <th>Cable</th> <th>Preamp</th> <th>Aux</th> <th>APos</th> <th>TPos</th> <th>Remark</th> </tr> <tr> <th>Freq</th> <th>Level</th> <th>Line</th> <th>Limit</th> <th>Level</th> <th>Factor</th> <th>Loss</th> <th>Factor</th> <th>Factor</th> <th></th> </tr> <tr> <th>MHz</th> <th>dBuV/m</th> <th>dBuV/m</th> <th>dB</th> <th>dBuV</th> <th>dB/m</th> <th>dB</th> <th>dB</th> <th>cm</th> <th>deg</th> </tr> </thead> <tbody> <tr> <td>1</td> <td>5459.76</td> <td>39.30</td> <td>54.00</td> <td>-14.70</td> <td>30.51</td> <td>34.88</td> <td>10.97</td> <td>37.06</td> <td>0.00</td> <td>277</td> <td>360</td> <td>AVERAGE</td> </tr> </tbody> </table>	Limit	Over	Read	Ant	Cable	Preamp	Aux	APos	TPos	Remark	Freq	Level	Line	Limit	Level	Factor	Loss	Factor	Factor		MHz	dBuV/m	dBuV/m	dB	dBuV	dB/m	dB	dB	cm	deg	1	5459.76	39.30	54.00	-14.70	30.51	34.88	10.97	37.06	0.00	277	360	AVERAGE	<table border="1"> <thead> <tr> <th>Limit</th> <th>Over</th> <th>Read</th> <th>Ant</th> <th>Cable</th> <th>Preamp</th> <th>Aux</th> <th>APos</th> <th>TPos</th> <th>Remark</th> </tr> <tr> <th>Freq</th> <th>Level</th> <th>Line</th> <th>Limit</th> <th>Level</th> <th>Factor</th> <th>Loss</th> <th>Factor</th> <th>Factor</th> <th></th> </tr> <tr> <th>MHz</th> <th>dBuV/m</th> <th>dBuV/m</th> <th>dB</th> <th>dBuV</th> <th>dB/m</th> <th>dB</th> <th>dB</th> <th>cm</th> <th>deg</th> </tr> </thead> <tbody> <tr> <td>1</td> <td>5500.00</td> <td>100.99</td> <td>-----</td> <td>-----</td> <td>92.19</td> <td>34.82</td> <td>11.03</td> <td>37.05</td> <td>0.00</td> <td>277</td> <td>360</td> <td>AVERAGE</td> </tr> </tbody> </table>	Limit	Over	Read	Ant	Cable	Preamp	Aux	APos	TPos	Remark	Freq	Level	Line	Limit	Level	Factor	Loss	Factor	Factor		MHz	dBuV/m	dBuV/m	dB	dBuV	dB/m	dB	dB	cm	deg	1	5500.00	100.99	-----	-----	92.19	34.82	11.03	37.05	0.00	277	360	AVERAGE													
	Limit	Over	Read	Ant	Cable	Preamp	Aux	APos	TPos	Remark																																																																																											
Freq	Level	Line	Limit	Level	Factor	Loss	Factor	Factor																																																																																													
MHz	dBuV/m	dBuV/m	dB	dBuV	dB/m	dB	dB	cm	deg																																																																																												
1	5459.76	39.30	54.00	-14.70	30.51	34.88	10.97	37.06	0.00	277	360	AVERAGE																																																																																									
Limit	Over	Read	Ant	Cable	Preamp	Aux	APos	TPos	Remark																																																																																												
Freq	Level	Line	Limit	Level	Factor	Loss	Factor	Factor																																																																																													
MHz	dBuV/m	dBuV/m	dB	dBuV	dB/m	dB	dB	cm	deg																																																																																												
1	5500.00	100.99	-----	-----	92.19	34.82	11.03	37.05	0.00	277	360	AVERAGE																																																																																									



Mode	7																																																																																																						
	Band Edge																																																																																																						
	U-NII-2C_5.47-5.725_802.11a_CH100_5500MHz																																																																																																						
ANT	1																																																																																																						
Pol.	Vertical	Fundamental																																																																																																					
Peak	<table border="1"> <thead> <tr> <th>Limit</th> <th>Over</th> <th>Read</th> <th>Ant</th> <th>Cable</th> <th>Preamp</th> <th>Aux</th> <th>APos</th> <th>TPos</th> <th>Remark</th> </tr> <tr> <th>Freq</th> <th>Level</th> <th>Line</th> <th>Limit</th> <th>Level</th> <th>Factor</th> <th>Loss</th> <th>Factor</th> <th>Factor</th> <th></th> </tr> <tr> <th>MHz</th> <th>dBuV/m</th> <th>dBuV/m</th> <th>dB</th> <th>dBuV</th> <th>dB/m</th> <th>dB</th> <th>dB</th> <th>dB</th> <th>cm</th> <th>deg</th> </tr> </thead> <tbody> <tr> <td>1</td> <td>5368.40</td> <td>50.23</td> <td>74.00</td> <td>-23.77</td> <td>41.47</td> <td>34.97</td> <td>10.86</td> <td>37.07</td> <td>0.00</td> <td>104</td> <td>340</td> <td>PEAK</td> </tr> <tr> <td>2</td> <td>5466.96</td> <td>52.47</td> <td>68.20</td> <td>-15.73</td> <td>43.68</td> <td>34.87</td> <td>10.90</td> <td>37.06</td> <td>0.00</td> <td>104</td> <td>340</td> <td>PEAK</td> </tr> </tbody> </table>	Limit	Over	Read	Ant	Cable	Preamp	Aux	APos	TPos	Remark	Freq	Level	Line	Limit	Level	Factor	Loss	Factor	Factor		MHz	dBuV/m	dBuV/m	dB	dBuV	dB/m	dB	dB	dB	cm	deg	1	5368.40	50.23	74.00	-23.77	41.47	34.97	10.86	37.07	0.00	104	340	PEAK	2	5466.96	52.47	68.20	-15.73	43.68	34.87	10.90	37.06	0.00	104	340	PEAK	<table border="1"> <thead> <tr> <th>Limit</th> <th>Over</th> <th>Read</th> <th>Ant</th> <th>Cable</th> <th>Preamp</th> <th>Aux</th> <th>APos</th> <th>TPos</th> <th>Remark</th> </tr> <tr> <th>Freq</th> <th>Level</th> <th>Line</th> <th>Limit</th> <th>Level</th> <th>Factor</th> <th>Loss</th> <th>Factor</th> <th>Factor</th> <th></th> </tr> <tr> <th>MHz</th> <th>dBuV/m</th> <th>dBuV/m</th> <th>dB</th> <th>dBuV</th> <th>dB/m</th> <th>dB</th> <th>dB</th> <th>dB</th> <th>cm</th> <th>deg</th> </tr> </thead> <tbody> <tr> <td>1</td> <td>5500.00</td> <td>100.43</td> <td>-----</td> <td>-----</td> <td>91.66</td> <td>34.80</td> <td>11.02</td> <td>37.05</td> <td>0.00</td> <td>104</td> <td>340</td> <td>PEAK</td> </tr> </tbody> </table>	Limit	Over	Read	Ant	Cable	Preamp	Aux	APos	TPos	Remark	Freq	Level	Line	Limit	Level	Factor	Loss	Factor	Factor		MHz	dBuV/m	dBuV/m	dB	dBuV	dB/m	dB	dB	dB	cm	deg	1	5500.00	100.43	-----	-----	91.66	34.80	11.02	37.05	0.00	104	340	PEAK
	Limit	Over	Read	Ant	Cable	Preamp	Aux	APos	TPos	Remark																																																																																													
Freq	Level	Line	Limit	Level	Factor	Loss	Factor	Factor																																																																																															
MHz	dBuV/m	dBuV/m	dB	dBuV	dB/m	dB	dB	dB	cm	deg																																																																																													
1	5368.40	50.23	74.00	-23.77	41.47	34.97	10.86	37.07	0.00	104	340	PEAK																																																																																											
2	5466.96	52.47	68.20	-15.73	43.68	34.87	10.90	37.06	0.00	104	340	PEAK																																																																																											
Limit	Over	Read	Ant	Cable	Preamp	Aux	APos	TPos	Remark																																																																																														
Freq	Level	Line	Limit	Level	Factor	Loss	Factor	Factor																																																																																															
MHz	dBuV/m	dBuV/m	dB	dBuV	dB/m	dB	dB	dB	cm	deg																																																																																													
1	5500.00	100.43	-----	-----	91.66	34.80	11.02	37.05	0.00	104	340	PEAK																																																																																											
Avg	<table border="1"> <thead> <tr> <th>Limit</th> <th>Over</th> <th>Read</th> <th>Ant</th> <th>Cable</th> <th>Preamp</th> <th>Aux</th> <th>APos</th> <th>TPos</th> <th>Remark</th> </tr> <tr> <th>Freq</th> <th>Level</th> <th>Line</th> <th>Limit</th> <th>Level</th> <th>Factor</th> <th>Loss</th> <th>Factor</th> <th>Factor</th> <th></th> </tr> <tr> <th>MHz</th> <th>dBuV/m</th> <th>dBuV/m</th> <th>dB</th> <th>dBuV</th> <th>dB/m</th> <th>dB</th> <th>dB</th> <th>dB</th> <th>cm</th> <th>deg</th> </tr> </thead> <tbody> <tr> <td>1</td> <td>5370.64</td> <td>39.19</td> <td>54.00</td> <td>-14.81</td> <td>30.43</td> <td>34.97</td> <td>10.86</td> <td>37.07</td> <td>0.00</td> <td>104</td> <td>340</td> <td>AVERAGE</td> </tr> </tbody> </table>	Limit	Over	Read	Ant	Cable	Preamp	Aux	APos	TPos	Remark	Freq	Level	Line	Limit	Level	Factor	Loss	Factor	Factor		MHz	dBuV/m	dBuV/m	dB	dBuV	dB/m	dB	dB	dB	cm	deg	1	5370.64	39.19	54.00	-14.81	30.43	34.97	10.86	37.07	0.00	104	340	AVERAGE	<table border="1"> <thead> <tr> <th>Limit</th> <th>Over</th> <th>Read</th> <th>Ant</th> <th>Cable</th> <th>Preamp</th> <th>Aux</th> <th>APos</th> <th>TPos</th> <th>Remark</th> </tr> <tr> <th>Freq</th> <th>Level</th> <th>Line</th> <th>Limit</th> <th>Level</th> <th>Factor</th> <th>Loss</th> <th>Factor</th> <th>Factor</th> <th></th> </tr> <tr> <th>MHz</th> <th>dBuV/m</th> <th>dBuV/m</th> <th>dB</th> <th>dBuV</th> <th>dB/m</th> <th>dB</th> <th>dB</th> <th>dB</th> <th>cm</th> <th>deg</th> </tr> </thead> <tbody> <tr> <td>1</td> <td>5500.00</td> <td>92.19</td> <td>-----</td> <td>-----</td> <td>83.39</td> <td>34.82</td> <td>11.03</td> <td>37.05</td> <td>0.00</td> <td>104</td> <td>340</td> <td>AVERAGE</td> </tr> </tbody> </table>	Limit	Over	Read	Ant	Cable	Preamp	Aux	APos	TPos	Remark	Freq	Level	Line	Limit	Level	Factor	Loss	Factor	Factor		MHz	dBuV/m	dBuV/m	dB	dBuV	dB/m	dB	dB	dB	cm	deg	1	5500.00	92.19	-----	-----	83.39	34.82	11.03	37.05	0.00	104	340	AVERAGE													
Limit	Over	Read	Ant	Cable	Preamp	Aux	APos	TPos	Remark																																																																																														
Freq	Level	Line	Limit	Level	Factor	Loss	Factor	Factor																																																																																															
MHz	dBuV/m	dBuV/m	dB	dBuV	dB/m	dB	dB	dB	cm	deg																																																																																													
1	5370.64	39.19	54.00	-14.81	30.43	34.97	10.86	37.07	0.00	104	340	AVERAGE																																																																																											
Limit	Over	Read	Ant	Cable	Preamp	Aux	APos	TPos	Remark																																																																																														
Freq	Level	Line	Limit	Level	Factor	Loss	Factor	Factor																																																																																															
MHz	dBuV/m	dBuV/m	dB	dBuV	dB/m	dB	dB	dB	cm	deg																																																																																													
1	5500.00	92.19	-----	-----	83.39	34.82	11.03	37.05	0.00	104	340	AVERAGE																																																																																											



Mode	7																																																																																																																																												
	Harmonic																																																																																																																																												
	U-NII-2C_5.47-5.725_802.11a_CH100_5500MHz																																																																																																																																												
ANT	1																																																																																																																																												
Pol.	Horizontal	Vertical																																																																																																																																											
Peak Avg																																																																																																																																													
	<table border="1"> <thead> <tr> <th>Limit</th> <th>Over</th> <th>Read</th> <th>Ant</th> <th>Cable</th> <th>Preamp</th> <th>Aux</th> <th>APos</th> <th>TPos</th> <th>Remark</th> </tr> <tr> <th>Freq</th> <th>Level</th> <th>Line</th> <th>Limit</th> <th>Level</th> <th>Factor</th> <th>Loss</th> <th>Factor</th> <th>Factor</th> <th></th> </tr> <tr> <th>MHz</th> <th>dBuV/m</th> <th>dBuV/m</th> <th>dB</th> <th>dBuV</th> <th>dB/m</th> <th>dB</th> <th>dB</th> <th>dB</th> <th>cm</th> <th>deg</th> </tr> </thead> <tbody> <tr> <td>1</td> <td>11000.00</td> <td>51.47</td> <td>74.00</td> <td>-22.53</td> <td>61.46</td> <td>37.70</td> <td>15.76</td> <td>63.45</td> <td>0.00</td> <td>198</td> <td>133</td> <td>PEAK</td> </tr> <tr> <td>2</td> <td>11000.00</td> <td>41.14</td> <td>54.00</td> <td>-12.86</td> <td>51.13</td> <td>37.70</td> <td>15.76</td> <td>63.45</td> <td>0.00</td> <td>198</td> <td>133</td> <td>AVERAGE</td> </tr> <tr> <td>3</td> <td>16500.00</td> <td>65.63</td> <td>68.20</td> <td>-2.57</td> <td>67.65</td> <td>42.00</td> <td>19.70</td> <td>63.72</td> <td>0.00</td> <td>---</td> <td>---</td> <td>PEAK</td> </tr> </tbody> </table>	Limit	Over	Read	Ant	Cable	Preamp	Aux	APos	TPos	Remark	Freq	Level	Line	Limit	Level	Factor	Loss	Factor	Factor		MHz	dBuV/m	dBuV/m	dB	dBuV	dB/m	dB	dB	dB	cm	deg	1	11000.00	51.47	74.00	-22.53	61.46	37.70	15.76	63.45	0.00	198	133	PEAK	2	11000.00	41.14	54.00	-12.86	51.13	37.70	15.76	63.45	0.00	198	133	AVERAGE	3	16500.00	65.63	68.20	-2.57	67.65	42.00	19.70	63.72	0.00	---	---	PEAK	<table border="1"> <thead> <tr> <th>Limit</th> <th>Over</th> <th>Read</th> <th>Ant</th> <th>Cable</th> <th>Preamp</th> <th>Aux</th> <th>APos</th> <th>TPos</th> <th>Remark</th> </tr> <tr> <th>Freq</th> <th>Level</th> <th>Line</th> <th>Limit</th> <th>Level</th> <th>Factor</th> <th>Loss</th> <th>Factor</th> <th>Factor</th> <th></th> </tr> <tr> <th>MHz</th> <th>dBuV/m</th> <th>dBuV/m</th> <th>dB</th> <th>dBuV</th> <th>dB/m</th> <th>dB</th> <th>dB</th> <th>dB</th> <th>cm</th> <th>deg</th> </tr> </thead> <tbody> <tr> <td>1</td> <td>11000.00</td> <td>51.47</td> <td>74.00</td> <td>-22.53</td> <td>61.46</td> <td>37.70</td> <td>15.76</td> <td>63.45</td> <td>0.00</td> <td>111</td> <td>19</td> <td>PEAK</td> </tr> <tr> <td>2</td> <td>11000.00</td> <td>41.14</td> <td>54.00</td> <td>-12.86</td> <td>51.13</td> <td>37.70</td> <td>15.76</td> <td>63.45</td> <td>0.00</td> <td>111</td> <td>19</td> <td>AVERAGE</td> </tr> <tr> <td>3</td> <td>16500.00</td> <td>65.90</td> <td>68.20</td> <td>-2.30</td> <td>67.92</td> <td>42.00</td> <td>19.70</td> <td>63.72</td> <td>0.00</td> <td>---</td> <td>---</td> <td>PEAK</td> </tr> </tbody> </table>	Limit	Over	Read	Ant	Cable	Preamp	Aux	APos	TPos	Remark	Freq	Level	Line	Limit	Level	Factor	Loss	Factor	Factor		MHz	dBuV/m	dBuV/m	dB	dBuV	dB/m	dB	dB	dB	cm	deg	1	11000.00	51.47	74.00	-22.53	61.46	37.70	15.76	63.45	0.00	111	19	PEAK	2	11000.00	41.14	54.00	-12.86	51.13	37.70	15.76	63.45	0.00	111	19	AVERAGE	3	16500.00	65.90	68.20	-2.30	67.92	42.00	19.70	63.72	0.00	---	---
Limit	Over	Read	Ant	Cable	Preamp	Aux	APos	TPos	Remark																																																																																																																																				
Freq	Level	Line	Limit	Level	Factor	Loss	Factor	Factor																																																																																																																																					
MHz	dBuV/m	dBuV/m	dB	dBuV	dB/m	dB	dB	dB	cm	deg																																																																																																																																			
1	11000.00	51.47	74.00	-22.53	61.46	37.70	15.76	63.45	0.00	198	133	PEAK																																																																																																																																	
2	11000.00	41.14	54.00	-12.86	51.13	37.70	15.76	63.45	0.00	198	133	AVERAGE																																																																																																																																	
3	16500.00	65.63	68.20	-2.57	67.65	42.00	19.70	63.72	0.00	---	---	PEAK																																																																																																																																	
Limit	Over	Read	Ant	Cable	Preamp	Aux	APos	TPos	Remark																																																																																																																																				
Freq	Level	Line	Limit	Level	Factor	Loss	Factor	Factor																																																																																																																																					
MHz	dBuV/m	dBuV/m	dB	dBuV	dB/m	dB	dB	dB	cm	deg																																																																																																																																			
1	11000.00	51.47	74.00	-22.53	61.46	37.70	15.76	63.45	0.00	111	19	PEAK																																																																																																																																	
2	11000.00	41.14	54.00	-12.86	51.13	37.70	15.76	63.45	0.00	111	19	AVERAGE																																																																																																																																	
3	16500.00	65.90	68.20	-2.30	67.92	42.00	19.70	63.72	0.00	---	---	PEAK																																																																																																																																	



Mode	8																																																																																																																																													
	Harmonic																																																																																																																																													
	U-NII-2C_5.47-5.725_802.11a_CH116_5580MHz																																																																																																																																													
ANT	1																																																																																																																																													
Pol.	Horizontal	Vertical																																																																																																																																												
Peak Avg	<table border="1"> <thead> <tr> <th>Limit</th> <th>Over</th> <th>Read</th> <th>Ant</th> <th>Cable</th> <th>Preamp</th> <th>Aux</th> <th>APos</th> <th>TPos</th> <th>Remark</th> </tr> <tr> <th>Freq</th> <th>Level</th> <th>Line</th> <th>Limit</th> <th>Level</th> <th>Factor</th> <th>Loss</th> <th>Factor</th> <th>Factor</th> <th></th> </tr> <tr> <th>MHz</th> <th>dBuV/m</th> <th>dBuV/m</th> <th>dB</th> <th>dBuV</th> <th>dB/m</th> <th>dB</th> <th>dB</th> <th>dB</th> <th>cm</th> <th>deg</th> </tr> </thead> <tbody> <tr> <td>1</td> <td>11160.00</td> <td>52.20</td> <td>74.00</td> <td>-21.80</td> <td>61.70</td> <td>37.89</td> <td>15.88</td> <td>63.27</td> <td>0.00</td> <td>300</td> <td>84</td> <td>PEAK</td> </tr> <tr> <td>2</td> <td>11160.00</td> <td>43.56</td> <td>54.00</td> <td>-10.44</td> <td>53.06</td> <td>37.89</td> <td>15.88</td> <td>63.27</td> <td>0.00</td> <td>300</td> <td>84</td> <td>AVERAGE</td> </tr> <tr> <td>3</td> <td>16740.00</td> <td>65.84</td> <td>68.20</td> <td>-2.36</td> <td>67.79</td> <td>42.14</td> <td>19.83</td> <td>63.92</td> <td>0.00</td> <td>---</td> <td>---</td> <td>PEAK</td> </tr> </tbody> </table>	Limit	Over	Read	Ant	Cable	Preamp	Aux	APos	TPos	Remark	Freq	Level	Line	Limit	Level	Factor	Loss	Factor	Factor		MHz	dBuV/m	dBuV/m	dB	dBuV	dB/m	dB	dB	dB	cm	deg	1	11160.00	52.20	74.00	-21.80	61.70	37.89	15.88	63.27	0.00	300	84	PEAK	2	11160.00	43.56	54.00	-10.44	53.06	37.89	15.88	63.27	0.00	300	84	AVERAGE	3	16740.00	65.84	68.20	-2.36	67.79	42.14	19.83	63.92	0.00	---	---	PEAK	<table border="1"> <thead> <tr> <th>Limit</th> <th>Over</th> <th>Read</th> <th>Ant</th> <th>Cable</th> <th>Preamp</th> <th>Aux</th> <th>APos</th> <th>TPos</th> <th>Remark</th> </tr> <tr> <th>Freq</th> <th>Level</th> <th>Line</th> <th>Limit</th> <th>Level</th> <th>Factor</th> <th>Loss</th> <th>Factor</th> <th>Factor</th> <th></th> </tr> <tr> <th>MHz</th> <th>dBuV/m</th> <th>dBuV/m</th> <th>dB</th> <th>dBuV</th> <th>dB/m</th> <th>dB</th> <th>dB</th> <th>dB</th> <th>cm</th> <th>deg</th> </tr> </thead> <tbody> <tr> <td>1</td> <td>11160.00</td> <td>51.53</td> <td>74.00</td> <td>-22.47</td> <td>61.03</td> <td>37.89</td> <td>15.88</td> <td>63.27</td> <td>0.00</td> <td>288</td> <td>12</td> <td>PEAK</td> </tr> <tr> <td>2</td> <td>11160.00</td> <td>42.02</td> <td>54.00</td> <td>-11.98</td> <td>51.52</td> <td>37.89</td> <td>15.88</td> <td>63.27</td> <td>0.00</td> <td>288</td> <td>12</td> <td>AVERAGE</td> </tr> <tr> <td>3</td> <td>16740.00</td> <td>65.79</td> <td>68.20</td> <td>-2.41</td> <td>67.74</td> <td>42.14</td> <td>19.83</td> <td>63.92</td> <td>0.00</td> <td>---</td> <td>---</td> <td>PEAK</td> </tr> </tbody> </table>	Limit	Over	Read	Ant	Cable	Preamp	Aux	APos	TPos	Remark	Freq	Level	Line	Limit	Level	Factor	Loss	Factor	Factor		MHz	dBuV/m	dBuV/m	dB	dBuV	dB/m	dB	dB	dB	cm	deg	1	11160.00	51.53	74.00	-22.47	61.03	37.89	15.88	63.27	0.00	288	12	PEAK	2	11160.00	42.02	54.00	-11.98	51.52	37.89	15.88	63.27	0.00	288	12	AVERAGE	3	16740.00	65.79	68.20	-2.41	67.74	42.14	19.83	63.92	0.00	---	---	PEAK
	Limit	Over	Read	Ant	Cable	Preamp	Aux	APos	TPos	Remark																																																																																																																																				
Freq	Level	Line	Limit	Level	Factor	Loss	Factor	Factor																																																																																																																																						
MHz	dBuV/m	dBuV/m	dB	dBuV	dB/m	dB	dB	dB	cm	deg																																																																																																																																				
1	11160.00	52.20	74.00	-21.80	61.70	37.89	15.88	63.27	0.00	300	84	PEAK																																																																																																																																		
2	11160.00	43.56	54.00	-10.44	53.06	37.89	15.88	63.27	0.00	300	84	AVERAGE																																																																																																																																		
3	16740.00	65.84	68.20	-2.36	67.79	42.14	19.83	63.92	0.00	---	---	PEAK																																																																																																																																		
Limit	Over	Read	Ant	Cable	Preamp	Aux	APos	TPos	Remark																																																																																																																																					
Freq	Level	Line	Limit	Level	Factor	Loss	Factor	Factor																																																																																																																																						
MHz	dBuV/m	dBuV/m	dB	dBuV	dB/m	dB	dB	dB	cm	deg																																																																																																																																				
1	11160.00	51.53	74.00	-22.47	61.03	37.89	15.88	63.27	0.00	288	12	PEAK																																																																																																																																		
2	11160.00	42.02	54.00	-11.98	51.52	37.89	15.88	63.27	0.00	288	12	AVERAGE																																																																																																																																		
3	16740.00	65.79	68.20	-2.41	67.74	42.14	19.83	63.92	0.00	---	---	PEAK																																																																																																																																		

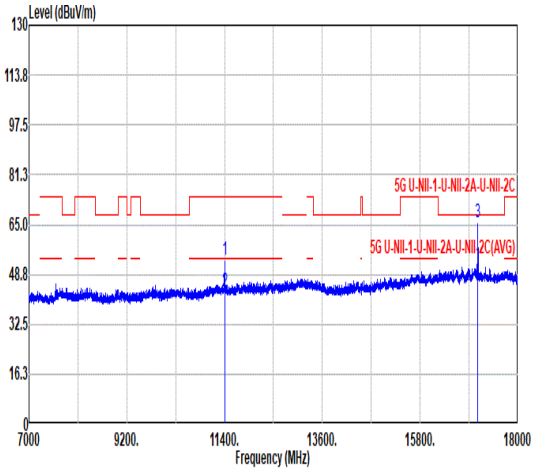
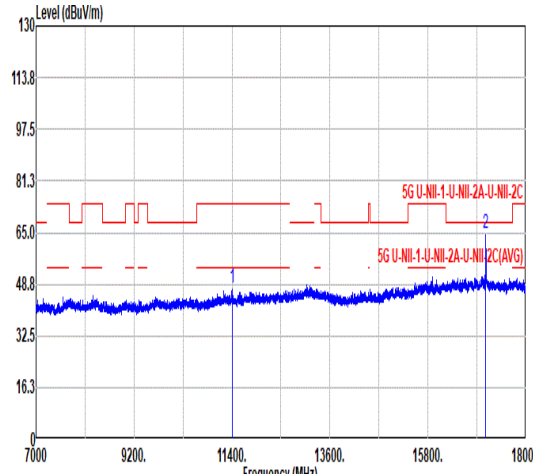


Mode	9																																																																																	
	Band Edge																																																																																	
	U-NII-2C_5.47-5.725_802.11a_CH140_5700MHz																																																																																	
ANT	1																																																																																	
Pol.	Horizontal	Fundamental																																																																																
Peak	<table border="1"> <thead> <tr> <th>Limit</th> <th>Over</th> <th>Read</th> <th>Ant</th> <th>Cable</th> <th>Preamp</th> <th>Aux</th> <th>APos</th> <th>TPos</th> </tr> <tr> <th>Freq</th> <th>Level</th> <th>Line</th> <th>Limit</th> <th>Level</th> <th>Factor</th> <th>Loss</th> <th>Factor</th> <th>Factor</th> </tr> <tr> <th>MHz</th> <th>dBuV/m</th> <th>dBuV/m</th> <th>dB</th> <th>dBuV</th> <th>dB/m</th> <th>dB</th> <th>dB</th> <th>dB</th> </tr> </thead> <tbody> <tr> <td>1</td> <td>5728.44</td> <td>64.71</td> <td>68.20</td> <td>-3.49</td> <td>55.16</td> <td>35.36</td> <td>11.34</td> <td>37.15</td> <td>0.00</td> <td>241</td> <td>360</td> <td>PEAK</td> </tr> </tbody> </table>	Limit	Over	Read	Ant	Cable	Preamp	Aux	APos	TPos	Freq	Level	Line	Limit	Level	Factor	Loss	Factor	Factor	MHz	dBuV/m	dBuV/m	dB	dBuV	dB/m	dB	dB	dB	1	5728.44	64.71	68.20	-3.49	55.16	35.36	11.34	37.15	0.00	241	360	PEAK	<table border="1"> <thead> <tr> <th>Limit</th> <th>Over</th> <th>Read</th> <th>Ant</th> <th>Cable</th> <th>Preamp</th> <th>Aux</th> <th>APos</th> <th>TPos</th> </tr> <tr> <th>Freq</th> <th>Level</th> <th>Line</th> <th>Limit</th> <th>Level</th> <th>Factor</th> <th>Loss</th> <th>Factor</th> <th>Factor</th> </tr> <tr> <th>MHz</th> <th>dBuV/m</th> <th>dBuV/m</th> <th>dB</th> <th>dBuV</th> <th>dB/m</th> <th>dB</th> <th>dB</th> <th>dB</th> </tr> </thead> <tbody> <tr> <td>1</td> <td>5700.00</td> <td>110.90</td> <td>-----</td> <td>-----</td> <td>101.41</td> <td>35.31</td> <td>11.30</td> <td>37.12</td> <td>0.00</td> <td>241</td> <td>360</td> <td>PEAK</td> </tr> </tbody> </table>	Limit	Over	Read	Ant	Cable	Preamp	Aux	APos	TPos	Freq	Level	Line	Limit	Level	Factor	Loss	Factor	Factor	MHz	dBuV/m	dBuV/m	dB	dBuV	dB/m	dB	dB	dB	1	5700.00	110.90	-----	-----	101.41	35.31	11.30	37.12	0.00	241	360	PEAK
Limit	Over	Read	Ant	Cable	Preamp	Aux	APos	TPos																																																																										
Freq	Level	Line	Limit	Level	Factor	Loss	Factor	Factor																																																																										
MHz	dBuV/m	dBuV/m	dB	dBuV	dB/m	dB	dB	dB																																																																										
1	5728.44	64.71	68.20	-3.49	55.16	35.36	11.34	37.15	0.00	241	360	PEAK																																																																						
Limit	Over	Read	Ant	Cable	Preamp	Aux	APos	TPos																																																																										
Freq	Level	Line	Limit	Level	Factor	Loss	Factor	Factor																																																																										
MHz	dBuV/m	dBuV/m	dB	dBuV	dB/m	dB	dB	dB																																																																										
1	5700.00	110.90	-----	-----	101.41	35.31	11.30	37.12	0.00	241	360	PEAK																																																																						
Avg	Blank	<table border="1"> <thead> <tr> <th>Limit</th> <th>Over</th> <th>Read</th> <th>Ant</th> <th>Cable</th> <th>Preamp</th> <th>Aux</th> <th>APos</th> <th>TPos</th> </tr> <tr> <th>Freq</th> <th>Level</th> <th>Line</th> <th>Limit</th> <th>Level</th> <th>Factor</th> <th>Loss</th> <th>Factor</th> <th>Factor</th> </tr> <tr> <th>MHz</th> <th>dBuV/m</th> <th>dBuV/m</th> <th>dB</th> <th>dBuV</th> <th>dB/m</th> <th>dB</th> <th>dB</th> <th>dB</th> </tr> </thead> <tbody> <tr> <td>1</td> <td>5700.00</td> <td>103.14</td> <td>-----</td> <td>-----</td> <td>93.65</td> <td>35.31</td> <td>11.30</td> <td>37.12</td> <td>0.00</td> <td>241</td> <td>360</td> <td>AVERAGE</td> </tr> </tbody> </table>	Limit	Over	Read	Ant	Cable	Preamp	Aux	APos	TPos	Freq	Level	Line	Limit	Level	Factor	Loss	Factor	Factor	MHz	dBuV/m	dBuV/m	dB	dBuV	dB/m	dB	dB	dB	1	5700.00	103.14	-----	-----	93.65	35.31	11.30	37.12	0.00	241	360	AVERAGE																																								
Limit	Over	Read	Ant	Cable	Preamp	Aux	APos	TPos																																																																										
Freq	Level	Line	Limit	Level	Factor	Loss	Factor	Factor																																																																										
MHz	dBuV/m	dBuV/m	dB	dBuV	dB/m	dB	dB	dB																																																																										
1	5700.00	103.14	-----	-----	93.65	35.31	11.30	37.12	0.00	241	360	AVERAGE																																																																						

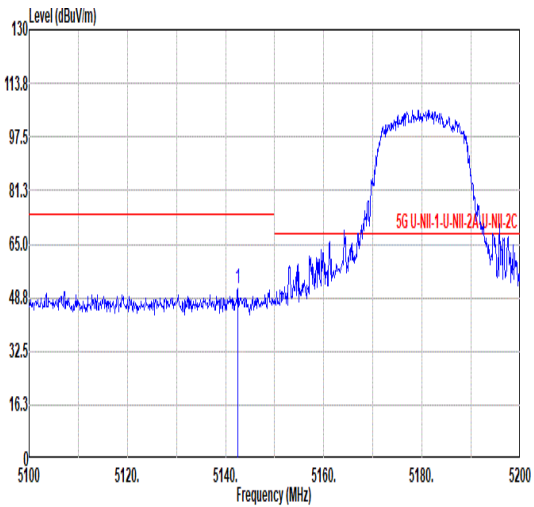
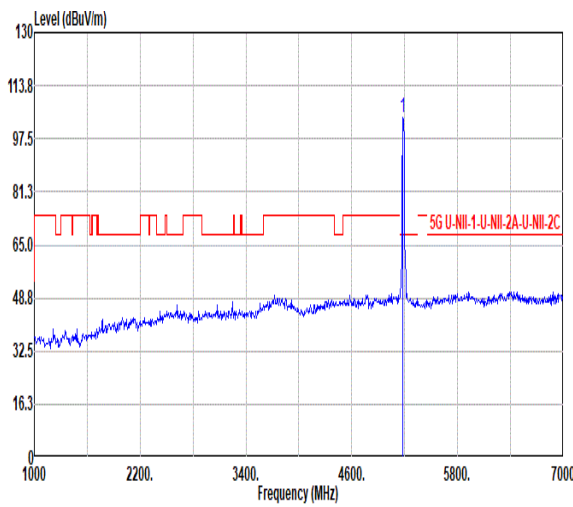
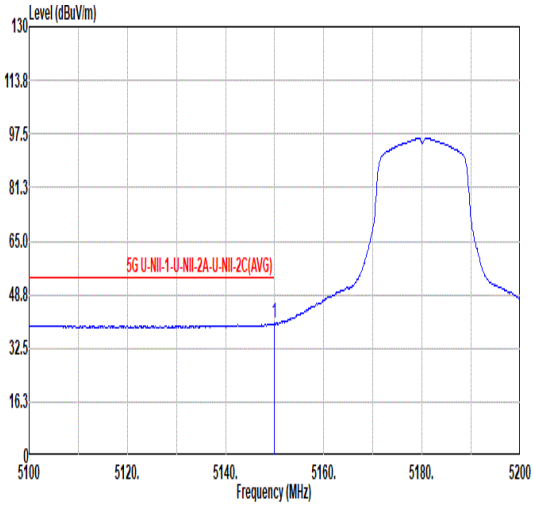
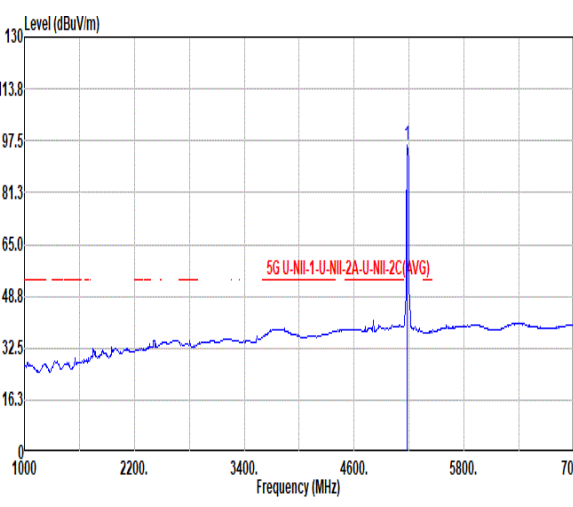


Mode	9																																																																															
	Band Edge																																																																															
	U-NII-2C_5.47-5.725_802.11a_CH140_5700MHz																																																																															
ANT	1																																																																															
Pol.	Vertical	Fundamental																																																																														
Peak	<table border="1"> <thead> <tr> <th>Limit</th> <th>Over</th> <th>Read</th> <th>Ant</th> <th>Cable</th> <th>Preamp</th> <th>Aux</th> <th>APos</th> <th>TPos</th> </tr> <tr> <th>Freq</th> <th>Level</th> <th>Line</th> <th>Limit</th> <th>Level</th> <th>Factor</th> <th>Loss</th> <th>Factor</th> <th>Factor</th> </tr> <tr> <th>MHz</th> <th>dBuV/m</th> <th>dBuV/m</th> <th>dB</th> <th>dBuV</th> <th>dB/m</th> <th>dB</th> <th>dB</th> <th>dB</th> </tr> </thead> <tbody> <tr> <td>1</td> <td>5726.68</td> <td>60.32</td> <td>68.20</td> <td>-7.88</td> <td>50.79</td> <td>35.35</td> <td>11.33</td> <td>37.15</td> <td>0.00</td> <td>187</td> <td>0 PEAK</td> </tr> </tbody> </table>	Limit	Over	Read	Ant	Cable	Preamp	Aux	APos	TPos	Freq	Level	Line	Limit	Level	Factor	Loss	Factor	Factor	MHz	dBuV/m	dBuV/m	dB	dBuV	dB/m	dB	dB	dB	1	5726.68	60.32	68.20	-7.88	50.79	35.35	11.33	37.15	0.00	187	0 PEAK	<table border="1"> <thead> <tr> <th>Limit</th> <th>Over</th> <th>Read</th> <th>Ant</th> <th>Cable</th> <th>Preamp</th> <th>Aux</th> <th>APos</th> <th>TPos</th> </tr> <tr> <th>Freq</th> <th>Level</th> <th>Line</th> <th>Limit</th> <th>Level</th> <th>Factor</th> <th>Loss</th> <th>Factor</th> <th>Factor</th> </tr> <tr> <th>MHz</th> <th>dBuV/m</th> <th>dBuV/m</th> <th>dB</th> <th>dBuV</th> <th>dB/m</th> <th>dB</th> <th>dB</th> <th>dB</th> </tr> </thead> <tbody> <tr> <td>1</td> <td>5700.00</td> <td>105.75</td> <td>-----</td> <td>-----</td> <td>96.26</td> <td>35.31</td> <td>11.30</td> <td>37.12</td> <td>0.00</td> <td>187</td> <td>0 PEAK</td> </tr> </tbody> </table>	Limit	Over	Read	Ant	Cable	Preamp	Aux	APos	TPos	Freq	Level	Line	Limit	Level	Factor	Loss	Factor	Factor	MHz	dBuV/m	dBuV/m	dB	dBuV	dB/m	dB	dB	dB	1	5700.00	105.75	-----	-----	96.26	35.31	11.30	37.12	0.00	187	0 PEAK
Limit	Over	Read	Ant	Cable	Preamp	Aux	APos	TPos																																																																								
Freq	Level	Line	Limit	Level	Factor	Loss	Factor	Factor																																																																								
MHz	dBuV/m	dBuV/m	dB	dBuV	dB/m	dB	dB	dB																																																																								
1	5726.68	60.32	68.20	-7.88	50.79	35.35	11.33	37.15	0.00	187	0 PEAK																																																																					
Limit	Over	Read	Ant	Cable	Preamp	Aux	APos	TPos																																																																								
Freq	Level	Line	Limit	Level	Factor	Loss	Factor	Factor																																																																								
MHz	dBuV/m	dBuV/m	dB	dBuV	dB/m	dB	dB	dB																																																																								
1	5700.00	105.75	-----	-----	96.26	35.31	11.30	37.12	0.00	187	0 PEAK																																																																					
Avg	Blank	<table border="1"> <thead> <tr> <th>Limit</th> <th>Over</th> <th>Read</th> <th>Ant</th> <th>Cable</th> <th>Preamp</th> <th>Aux</th> <th>APos</th> <th>TPos</th> </tr> <tr> <th>Freq</th> <th>Level</th> <th>Line</th> <th>Limit</th> <th>Level</th> <th>Factor</th> <th>Loss</th> <th>Factor</th> <th>Factor</th> </tr> <tr> <th>MHz</th> <th>dBuV/m</th> <th>dBuV/m</th> <th>dB</th> <th>dBuV</th> <th>dB/m</th> <th>dB</th> <th>dB</th> <th>dB</th> </tr> </thead> <tbody> <tr> <td>1</td> <td>5700.00</td> <td>96.52</td> <td>-----</td> <td>-----</td> <td>87.03</td> <td>35.31</td> <td>11.30</td> <td>37.12</td> <td>0.00</td> <td>187</td> <td>0 AVERAGE</td> </tr> </tbody> </table>	Limit	Over	Read	Ant	Cable	Preamp	Aux	APos	TPos	Freq	Level	Line	Limit	Level	Factor	Loss	Factor	Factor	MHz	dBuV/m	dBuV/m	dB	dBuV	dB/m	dB	dB	dB	1	5700.00	96.52	-----	-----	87.03	35.31	11.30	37.12	0.00	187	0 AVERAGE																																							
Limit	Over	Read	Ant	Cable	Preamp	Aux	APos	TPos																																																																								
Freq	Level	Line	Limit	Level	Factor	Loss	Factor	Factor																																																																								
MHz	dBuV/m	dBuV/m	dB	dBuV	dB/m	dB	dB	dB																																																																								
1	5700.00	96.52	-----	-----	87.03	35.31	11.30	37.12	0.00	187	0 AVERAGE																																																																					

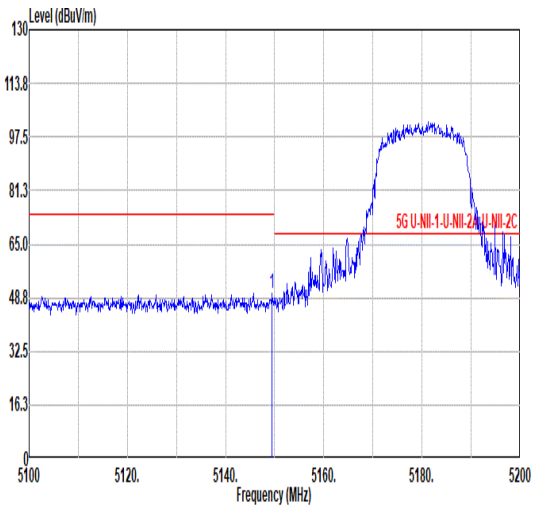
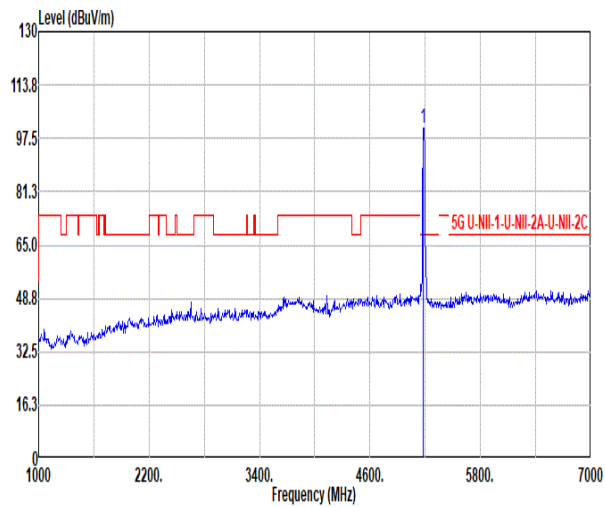
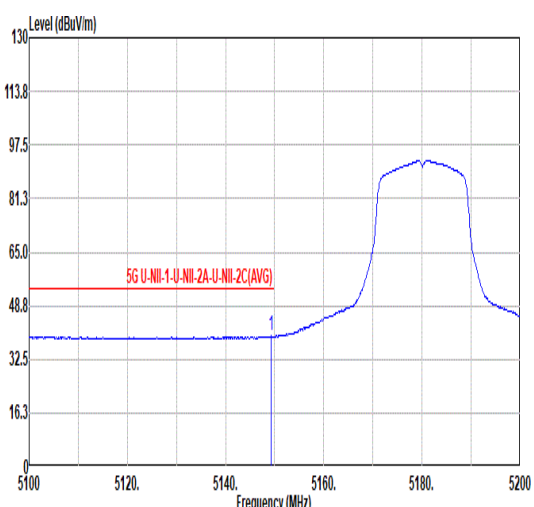
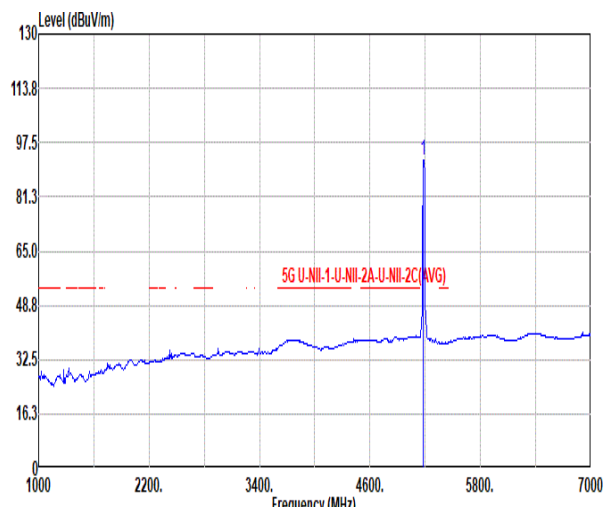


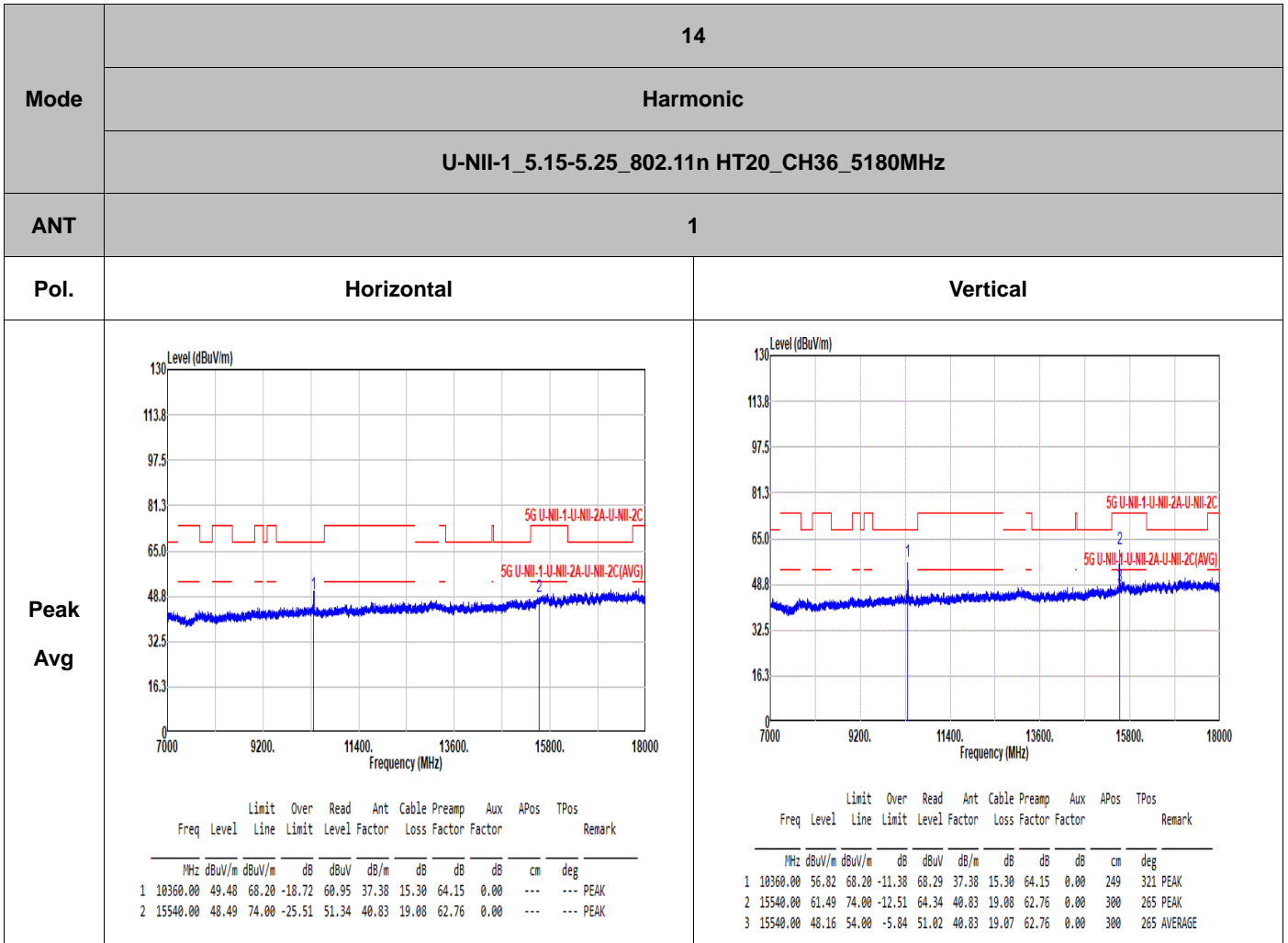
Mode	9																																																																																																																																
	Harmonic																																																																																																																																
	U-NII-2C_5.47-5.725_802.11a_CH140_5700MHz																																																																																																																																
ANT	1																																																																																																																																
Pol.	Horizontal	Vertical																																																																																																																															
Peak Avg	 <table border="1"> <thead> <tr> <th>Limit</th> <th>Over</th> <th>Read</th> <th>Ant</th> <th>Cable</th> <th>Preamp</th> <th>Aux</th> <th>APos</th> <th>TPos</th> <th>Remark</th> </tr> <tr> <th>Freq</th> <th>Level</th> <th>Line</th> <th>Limit</th> <th>Level</th> <th>Factor</th> <th>Loss</th> <th>Factor</th> <th>Factor</th> <th></th> </tr> <tr> <th>MHz</th> <th>dBuV/m</th> <th>dBuV/m</th> <th>dB</th> <th>dBuV</th> <th>dB/m</th> <th>dB</th> <th>dB</th> <th>dB</th> <th>cm</th> <th>deg</th> </tr> </thead> <tbody> <tr> <td>1</td> <td>11400.00</td> <td>53.65</td> <td>74.00</td> <td>-20.35</td> <td>62.43</td> <td>38.18</td> <td>16.05</td> <td>63.01</td> <td>0.00</td> <td>300</td> <td>360</td> <td>PEAK</td> </tr> <tr> <td>2</td> <td>11400.00</td> <td>43.02</td> <td>54.00</td> <td>-10.98</td> <td>51.80</td> <td>38.18</td> <td>16.05</td> <td>63.01</td> <td>0.00</td> <td>300</td> <td>360</td> <td>AVERAGE</td> </tr> <tr> <td>3</td> <td>17100.00</td> <td>65.51</td> <td>68.20</td> <td>-2.69</td> <td>67.40</td> <td>42.19</td> <td>20.07</td> <td>64.15</td> <td>0.00</td> <td>---</td> <td>---</td> <td>PEAK</td> </tr> </tbody> </table>	Limit	Over	Read	Ant	Cable	Preamp	Aux	APos	TPos	Remark	Freq	Level	Line	Limit	Level	Factor	Loss	Factor	Factor		MHz	dBuV/m	dBuV/m	dB	dBuV	dB/m	dB	dB	dB	cm	deg	1	11400.00	53.65	74.00	-20.35	62.43	38.18	16.05	63.01	0.00	300	360	PEAK	2	11400.00	43.02	54.00	-10.98	51.80	38.18	16.05	63.01	0.00	300	360	AVERAGE	3	17100.00	65.51	68.20	-2.69	67.40	42.19	20.07	64.15	0.00	---	---	PEAK	 <table border="1"> <thead> <tr> <th>Limit</th> <th>Over</th> <th>Read</th> <th>Ant</th> <th>Cable</th> <th>Preamp</th> <th>Aux</th> <th>APos</th> <th>TPos</th> <th>Remark</th> </tr> <tr> <th>Freq</th> <th>Level</th> <th>Line</th> <th>Limit</th> <th>Level</th> <th>Factor</th> <th>Loss</th> <th>Factor</th> <th>Factor</th> <th></th> </tr> <tr> <th>MHz</th> <th>dBuV/m</th> <th>dBuV/m</th> <th>dB</th> <th>dBuV</th> <th>dB/m</th> <th>dB</th> <th>dB</th> <th>dB</th> <th>cm</th> <th>deg</th> </tr> </thead> <tbody> <tr> <td>1</td> <td>11400.00</td> <td>47.54</td> <td>74.00</td> <td>-26.46</td> <td>56.32</td> <td>38.18</td> <td>16.05</td> <td>63.01</td> <td>0.00</td> <td>---</td> <td>---</td> <td>PEAK</td> </tr> <tr> <td>2</td> <td>17100.00</td> <td>64.99</td> <td>68.20</td> <td>-3.21</td> <td>66.88</td> <td>42.19</td> <td>20.07</td> <td>64.15</td> <td>0.00</td> <td>---</td> <td>---</td> <td>PEAK</td> </tr> </tbody> </table>	Limit	Over	Read	Ant	Cable	Preamp	Aux	APos	TPos	Remark	Freq	Level	Line	Limit	Level	Factor	Loss	Factor	Factor		MHz	dBuV/m	dBuV/m	dB	dBuV	dB/m	dB	dB	dB	cm	deg	1	11400.00	47.54	74.00	-26.46	56.32	38.18	16.05	63.01	0.00	---	---	PEAK	2	17100.00	64.99	68.20	-3.21	66.88	42.19	20.07	64.15	0.00	---	---	PEAK
Limit	Over	Read	Ant	Cable	Preamp	Aux	APos	TPos	Remark																																																																																																																								
Freq	Level	Line	Limit	Level	Factor	Loss	Factor	Factor																																																																																																																									
MHz	dBuV/m	dBuV/m	dB	dBuV	dB/m	dB	dB	dB	cm	deg																																																																																																																							
1	11400.00	53.65	74.00	-20.35	62.43	38.18	16.05	63.01	0.00	300	360	PEAK																																																																																																																					
2	11400.00	43.02	54.00	-10.98	51.80	38.18	16.05	63.01	0.00	300	360	AVERAGE																																																																																																																					
3	17100.00	65.51	68.20	-2.69	67.40	42.19	20.07	64.15	0.00	---	---	PEAK																																																																																																																					
Limit	Over	Read	Ant	Cable	Preamp	Aux	APos	TPos	Remark																																																																																																																								
Freq	Level	Line	Limit	Level	Factor	Loss	Factor	Factor																																																																																																																									
MHz	dBuV/m	dBuV/m	dB	dBuV	dB/m	dB	dB	dB	cm	deg																																																																																																																							
1	11400.00	47.54	74.00	-26.46	56.32	38.18	16.05	63.01	0.00	---	---	PEAK																																																																																																																					
2	17100.00	64.99	68.20	-3.21	66.88	42.19	20.07	64.15	0.00	---	---	PEAK																																																																																																																					



		14																																																																												
Mode	Band Edge																																																																													
	U-NII-1_5.15-5.25_802.11n HT20_CH36_5180MHz																																																																													
ANT	1																																																																													
Pol.	Horizontal	Fundamental																																																																												
Peak	 <p>Level (dBuV/m) vs Frequency (MHz) plot for Horizontal polarization. The plot shows a signal peak at 5180 MHz. A red limit line is shown at 65.0 dBuV/m. The signal level at the peak is 95.41 dBuV/m.</p> <table border="1"> <thead> <tr> <th>Limit</th> <th>Read</th> <th>Ant</th> <th>Cable</th> <th>Preamp</th> <th>Aux</th> <th>APos</th> <th>TPos</th> <th>Remark</th> </tr> <tr> <th>Freq</th> <th>Level</th> <th>Line Margin</th> <th>Level Factor</th> <th>Loss Factor</th> <th>Factor</th> <th>Factor</th> <th>Factor</th> <th></th> </tr> <tr> <th>MHz</th> <th>dBuV/m</th> <th>dBuV/m</th> <th>dB</th> <th>dBuV</th> <th>dB/m</th> <th>dB</th> <th>dB</th> <th>cm</th> <th>deg</th> </tr> </thead> <tbody> <tr> <td>1 5142.50</td> <td>51.57</td> <td>74.00</td> <td>-22.43</td> <td>43.29</td> <td>34.73</td> <td>10.65</td> <td>37.10</td> <td>0.00</td> <td>343 95 PEAK</td> </tr> </tbody> </table>	Limit	Read	Ant	Cable	Preamp	Aux	APos	TPos	Remark	Freq	Level	Line Margin	Level Factor	Loss Factor	Factor	Factor	Factor		MHz	dBuV/m	dBuV/m	dB	dBuV	dB/m	dB	dB	cm	deg	1 5142.50	51.57	74.00	-22.43	43.29	34.73	10.65	37.10	0.00	343 95 PEAK	 <p>Level (dBuV/m) vs Frequency (MHz) plot for Fundamental polarization. The plot shows a signal peak at 5180 MHz. A red limit line is shown at 65.0 dBuV/m. The signal level at the peak is 103.85 dBuV/m.</p> <table border="1"> <thead> <tr> <th>Limit</th> <th>Read</th> <th>Ant</th> <th>Cable</th> <th>Preamp</th> <th>Aux</th> <th>APos</th> <th>TPos</th> <th>Remark</th> </tr> <tr> <th>Freq</th> <th>Level</th> <th>Line Margin</th> <th>Level Factor</th> <th>Loss Factor</th> <th>Factor</th> <th>Factor</th> <th>Factor</th> <th></th> </tr> <tr> <th>MHz</th> <th>dBuV/m</th> <th>dBuV/m</th> <th>dB</th> <th>dBuV</th> <th>dB/m</th> <th>dB</th> <th>dB</th> <th>cm</th> <th>deg</th> </tr> </thead> <tbody> <tr> <td>1 5180.00</td> <td>103.85</td> <td>-----</td> <td>-----</td> <td>95.41</td> <td>34.85</td> <td>10.69</td> <td>37.10</td> <td>0.00</td> <td>343 95 PEAK</td> </tr> </tbody> </table>	Limit	Read	Ant	Cable	Preamp	Aux	APos	TPos	Remark	Freq	Level	Line Margin	Level Factor	Loss Factor	Factor	Factor	Factor		MHz	dBuV/m	dBuV/m	dB	dBuV	dB/m	dB	dB	cm	deg	1 5180.00	103.85	-----	-----	95.41	34.85	10.69	37.10	0.00	343 95 PEAK
Limit	Read	Ant	Cable	Preamp	Aux	APos	TPos	Remark																																																																						
Freq	Level	Line Margin	Level Factor	Loss Factor	Factor	Factor	Factor																																																																							
MHz	dBuV/m	dBuV/m	dB	dBuV	dB/m	dB	dB	cm	deg																																																																					
1 5142.50	51.57	74.00	-22.43	43.29	34.73	10.65	37.10	0.00	343 95 PEAK																																																																					
Limit	Read	Ant	Cable	Preamp	Aux	APos	TPos	Remark																																																																						
Freq	Level	Line Margin	Level Factor	Loss Factor	Factor	Factor	Factor																																																																							
MHz	dBuV/m	dBuV/m	dB	dBuV	dB/m	dB	dB	cm	deg																																																																					
1 5180.00	103.85	-----	-----	95.41	34.85	10.69	37.10	0.00	343 95 PEAK																																																																					
Avg	 <p>Level (dBuV/m) vs Frequency (MHz) plot for Horizontal polarization (Average). The plot shows a signal peak at 5180 MHz. A red limit line is shown at 48.8 dBuV/m. The signal level at the peak is 96.02 dBuV/m.</p> <table border="1"> <thead> <tr> <th>Limit</th> <th>Read</th> <th>Ant</th> <th>Cable</th> <th>Preamp</th> <th>Aux</th> <th>APos</th> <th>TPos</th> <th>Remark</th> </tr> <tr> <th>Freq</th> <th>Level</th> <th>Line Margin</th> <th>Level Factor</th> <th>Loss Factor</th> <th>Factor</th> <th>Factor</th> <th>Factor</th> <th></th> </tr> <tr> <th>MHz</th> <th>dBuV/m</th> <th>dBuV/m</th> <th>dB</th> <th>dBuV</th> <th>dB/m</th> <th>dB</th> <th>dB</th> <th>cm</th> <th>deg</th> </tr> </thead> <tbody> <tr> <td>1 5150.00</td> <td>40.01</td> <td>54.00</td> <td>-13.99</td> <td>31.71</td> <td>34.75</td> <td>10.65</td> <td>37.10</td> <td>0.00</td> <td>343 95 AVERAGE</td> </tr> </tbody> </table>	Limit	Read	Ant	Cable	Preamp	Aux	APos	TPos	Remark	Freq	Level	Line Margin	Level Factor	Loss Factor	Factor	Factor	Factor		MHz	dBuV/m	dBuV/m	dB	dBuV	dB/m	dB	dB	cm	deg	1 5150.00	40.01	54.00	-13.99	31.71	34.75	10.65	37.10	0.00	343 95 AVERAGE	 <p>Level (dBuV/m) vs Frequency (MHz) plot for Fundamental polarization (Average). The plot shows a signal peak at 5180 MHz. A red limit line is shown at 48.8 dBuV/m. The signal level at the peak is 96.02 dBuV/m.</p> <table border="1"> <thead> <tr> <th>Limit</th> <th>Read</th> <th>Ant</th> <th>Cable</th> <th>Preamp</th> <th>Aux</th> <th>APos</th> <th>TPos</th> <th>Remark</th> </tr> <tr> <th>Freq</th> <th>Level</th> <th>Line Margin</th> <th>Level Factor</th> <th>Loss Factor</th> <th>Factor</th> <th>Factor</th> <th>Factor</th> <th></th> </tr> <tr> <th>MHz</th> <th>dBuV/m</th> <th>dBuV/m</th> <th>dB</th> <th>dBuV</th> <th>dB/m</th> <th>dB</th> <th>dB</th> <th>cm</th> <th>deg</th> </tr> </thead> <tbody> <tr> <td>1 5180.00</td> <td>96.02</td> <td>-----</td> <td>-----</td> <td>87.58</td> <td>34.85</td> <td>10.69</td> <td>37.10</td> <td>0.00</td> <td>343 95 AVERAGE</td> </tr> </tbody> </table>	Limit	Read	Ant	Cable	Preamp	Aux	APos	TPos	Remark	Freq	Level	Line Margin	Level Factor	Loss Factor	Factor	Factor	Factor		MHz	dBuV/m	dBuV/m	dB	dBuV	dB/m	dB	dB	cm	deg	1 5180.00	96.02	-----	-----	87.58	34.85	10.69	37.10	0.00	343 95 AVERAGE
Limit	Read	Ant	Cable	Preamp	Aux	APos	TPos	Remark																																																																						
Freq	Level	Line Margin	Level Factor	Loss Factor	Factor	Factor	Factor																																																																							
MHz	dBuV/m	dBuV/m	dB	dBuV	dB/m	dB	dB	cm	deg																																																																					
1 5150.00	40.01	54.00	-13.99	31.71	34.75	10.65	37.10	0.00	343 95 AVERAGE																																																																					
Limit	Read	Ant	Cable	Preamp	Aux	APos	TPos	Remark																																																																						
Freq	Level	Line Margin	Level Factor	Loss Factor	Factor	Factor	Factor																																																																							
MHz	dBuV/m	dBuV/m	dB	dBuV	dB/m	dB	dB	cm	deg																																																																					
1 5180.00	96.02	-----	-----	87.58	34.85	10.69	37.10	0.00	343 95 AVERAGE																																																																					



		14																																																																										
Mode	Band Edge																																																																											
	U-NII-1_5.15-5.25_802.11n HT20_CH36_5180MHz																																																																											
ANT	1																																																																											
Pol.	Vertical	Fundamental																																																																										
Peak	 <p>Level (dBuV/m)</p> <p>130</p> <p>113.8</p> <p>97.5</p> <p>81.3</p> <p>65.0</p> <p>48.8</p> <p>32.5</p> <p>16.3</p> <p>0</p> <p>5100 5120 5140 5160 5180 5200</p> <p>Frequency (MHz)</p> <p>5G U-NII-1-U-NII-2A-U-NII-2C</p> <table border="1"> <thead> <tr> <th>Limit</th> <th>Read</th> <th>Ant</th> <th>Cable</th> <th>Aux</th> <th>APos</th> <th>TPos</th> <th>Remark</th> </tr> <tr> <th>Freq</th> <th>Level</th> <th>Line Margin</th> <th>Level Factor</th> <th>Loss Factor</th> <th>Factor</th> <th></th> <th></th> </tr> <tr> <th>MHz</th> <th>dBuV/m</th> <th>dBuV/m</th> <th>dB</th> <th>dBuV</th> <th>dB/m</th> <th>dB</th> <th>dB</th> </tr> </thead> <tbody> <tr> <td>1</td> <td>5149.50</td> <td>50.23</td> <td>74.00</td> <td>-23.77</td> <td>41.93</td> <td>34.75</td> <td>10.65</td> <td>37.10</td> <td>0.00</td> <td>304</td> <td>115</td> <td>PEAK</td> </tr> </tbody> </table>	Limit	Read	Ant	Cable	Aux	APos	TPos	Remark	Freq	Level	Line Margin	Level Factor	Loss Factor	Factor			MHz	dBuV/m	dBuV/m	dB	dBuV	dB/m	dB	dB	1	5149.50	50.23	74.00	-23.77	41.93	34.75	10.65	37.10	0.00	304	115	PEAK	 <p>Level (dBuV/m)</p> <p>130</p> <p>113.8</p> <p>97.5</p> <p>81.3</p> <p>65.0</p> <p>48.8</p> <p>32.5</p> <p>16.3</p> <p>0</p> <p>1000 2200 3400 4600 5800 7000</p> <p>Frequency (MHz)</p> <p>5G U-NII-1-U-NII-2A-U-NII-2C</p> <table border="1"> <thead> <tr> <th>Limit</th> <th>Read</th> <th>Ant</th> <th>Cable</th> <th>Aux</th> <th>APos</th> <th>TPos</th> <th>Remark</th> </tr> <tr> <th>Freq</th> <th>Level</th> <th>Line Margin</th> <th>Level Factor</th> <th>Loss Factor</th> <th>Factor</th> <th></th> <th></th> </tr> <tr> <th>MHz</th> <th>dBuV/m</th> <th>dBuV/m</th> <th>dB</th> <th>dBuV</th> <th>dB/m</th> <th>dB</th> <th>dB</th> </tr> </thead> <tbody> <tr> <td>1</td> <td>5180.00</td> <td>100.79</td> <td>-----</td> <td>-----</td> <td>92.35</td> <td>34.85</td> <td>10.69</td> <td>37.10</td> <td>0.00</td> <td>304</td> <td>115</td> <td>PEAK</td> </tr> </tbody> </table>	Limit	Read	Ant	Cable	Aux	APos	TPos	Remark	Freq	Level	Line Margin	Level Factor	Loss Factor	Factor			MHz	dBuV/m	dBuV/m	dB	dBuV	dB/m	dB	dB	1	5180.00	100.79	-----	-----	92.35	34.85	10.69	37.10	0.00	304	115	PEAK
	Limit	Read	Ant	Cable	Aux	APos	TPos	Remark																																																																				
Freq	Level	Line Margin	Level Factor	Loss Factor	Factor																																																																							
MHz	dBuV/m	dBuV/m	dB	dBuV	dB/m	dB	dB																																																																					
1	5149.50	50.23	74.00	-23.77	41.93	34.75	10.65	37.10	0.00	304	115	PEAK																																																																
Limit	Read	Ant	Cable	Aux	APos	TPos	Remark																																																																					
Freq	Level	Line Margin	Level Factor	Loss Factor	Factor																																																																							
MHz	dBuV/m	dBuV/m	dB	dBuV	dB/m	dB	dB																																																																					
1	5180.00	100.79	-----	-----	92.35	34.85	10.69	37.10	0.00	304	115	PEAK																																																																
Avg	 <p>Level (dBuV/m)</p> <p>130</p> <p>113.8</p> <p>97.5</p> <p>81.3</p> <p>65.0</p> <p>48.8</p> <p>32.5</p> <p>16.3</p> <p>0</p> <p>5100 5120 5140 5160 5180 5200</p> <p>Frequency (MHz)</p> <p>5G U-NII-1-U-NII-2A-U-NII-2C(AVG)</p> <table border="1"> <thead> <tr> <th>Limit</th> <th>Read</th> <th>Ant</th> <th>Cable</th> <th>Aux</th> <th>APos</th> <th>TPos</th> <th>Remark</th> </tr> <tr> <th>Freq</th> <th>Level</th> <th>Line Margin</th> <th>Level Factor</th> <th>Loss Factor</th> <th>Factor</th> <th></th> <th></th> </tr> <tr> <th>MHz</th> <th>dBuV/m</th> <th>dBuV/m</th> <th>dB</th> <th>dBuV</th> <th>dB/m</th> <th>dB</th> <th>dB</th> </tr> </thead> <tbody> <tr> <td>1</td> <td>5149.30</td> <td>39.50</td> <td>54.00</td> <td>-14.50</td> <td>31.20</td> <td>34.75</td> <td>10.65</td> <td>37.10</td> <td>0.00</td> <td>304</td> <td>115</td> <td>AVERAGE</td> </tr> </tbody> </table>	Limit	Read	Ant	Cable	Aux	APos	TPos	Remark	Freq	Level	Line Margin	Level Factor	Loss Factor	Factor			MHz	dBuV/m	dBuV/m	dB	dBuV	dB/m	dB	dB	1	5149.30	39.50	54.00	-14.50	31.20	34.75	10.65	37.10	0.00	304	115	AVERAGE	 <p>Level (dBuV/m)</p> <p>130</p> <p>113.8</p> <p>97.5</p> <p>81.3</p> <p>65.0</p> <p>48.8</p> <p>32.5</p> <p>16.3</p> <p>0</p> <p>1000 2200 3400 4600 5800 7000</p> <p>Frequency (MHz)</p> <p>5G U-NII-1-U-NII-2A-U-NII-2C(AVG)</p> <table border="1"> <thead> <tr> <th>Limit</th> <th>Read</th> <th>Ant</th> <th>Cable</th> <th>Aux</th> <th>APos</th> <th>TPos</th> <th>Remark</th> </tr> <tr> <th>Freq</th> <th>Level</th> <th>Line Margin</th> <th>Level Factor</th> <th>Loss Factor</th> <th>Factor</th> <th></th> <th></th> </tr> <tr> <th>MHz</th> <th>dBuV/m</th> <th>dBuV/m</th> <th>dB</th> <th>dBuV</th> <th>dB/m</th> <th>dB</th> <th>dB</th> </tr> </thead> <tbody> <tr> <td>1</td> <td>5180.00</td> <td>92.44</td> <td>-----</td> <td>-----</td> <td>84.00</td> <td>34.85</td> <td>10.69</td> <td>37.10</td> <td>0.00</td> <td>304</td> <td>115</td> <td>AVERAGE</td> </tr> </tbody> </table>	Limit	Read	Ant	Cable	Aux	APos	TPos	Remark	Freq	Level	Line Margin	Level Factor	Loss Factor	Factor			MHz	dBuV/m	dBuV/m	dB	dBuV	dB/m	dB	dB	1	5180.00	92.44	-----	-----	84.00	34.85	10.69	37.10	0.00	304	115	AVERAGE
Limit	Read	Ant	Cable	Aux	APos	TPos	Remark																																																																					
Freq	Level	Line Margin	Level Factor	Loss Factor	Factor																																																																							
MHz	dBuV/m	dBuV/m	dB	dBuV	dB/m	dB	dB																																																																					
1	5149.30	39.50	54.00	-14.50	31.20	34.75	10.65	37.10	0.00	304	115	AVERAGE																																																																
Limit	Read	Ant	Cable	Aux	APos	TPos	Remark																																																																					
Freq	Level	Line Margin	Level Factor	Loss Factor	Factor																																																																							
MHz	dBuV/m	dBuV/m	dB	dBuV	dB/m	dB	dB																																																																					
1	5180.00	92.44	-----	-----	84.00	34.85	10.69	37.10	0.00	304	115	AVERAGE																																																																





Mode	15																																																																																																																																										
	Harmonic																																																																																																																																										
	U-NII-1_5.15-5.25_802.11n HT20_CH44_5220MHz																																																																																																																																										
ANT	1																																																																																																																																										
Pol.	Horizontal	Vertical																																																																																																																																									
Peak Avg																																																																																																																																											
	<table border="1"> <thead> <tr> <th>Limit</th> <th>Over</th> <th>Read</th> <th>Ant</th> <th>Cable</th> <th>Preamp</th> <th>Aux</th> <th>APos</th> <th>TPos</th> <th>Remark</th> </tr> <tr> <th>Freq</th> <th>Level</th> <th>Line</th> <th>Limit</th> <th>Level</th> <th>Factor</th> <th>Loss</th> <th>Factor</th> <th>Factor</th> <th></th> </tr> <tr> <th>MHz</th> <th>dBuV/m</th> <th>dBuV/m</th> <th>dB</th> <th>dBuV</th> <th>dB/m</th> <th>dB</th> <th>dB</th> <th>dB</th> <th></th> </tr> </thead> <tbody> <tr> <td>1</td> <td>10440.00</td> <td>48.96</td> <td>68.20</td> <td>-19.24</td> <td>60.25</td> <td>37.42</td> <td>15.36</td> <td>64.07</td> <td>0.00</td> <td>---</td> <td>---</td> <td>PEAK</td> </tr> <tr> <td>2</td> <td>15660.00</td> <td>63.06</td> <td>74.00</td> <td>-10.94</td> <td>65.75</td> <td>41.05</td> <td>19.17</td> <td>62.91</td> <td>0.00</td> <td>280</td> <td>19</td> <td>PEAK</td> </tr> <tr> <td>3</td> <td>15660.00</td> <td>49.56</td> <td>54.00</td> <td>-4.44</td> <td>52.26</td> <td>41.05</td> <td>19.16</td> <td>62.91</td> <td>0.00</td> <td>280</td> <td>19</td> <td>AVERAGE</td> </tr> </tbody> </table>	Limit	Over	Read	Ant	Cable	Preamp	Aux	APos	TPos	Remark	Freq	Level	Line	Limit	Level	Factor	Loss	Factor	Factor		MHz	dBuV/m	dBuV/m	dB	dBuV	dB/m	dB	dB	dB		1	10440.00	48.96	68.20	-19.24	60.25	37.42	15.36	64.07	0.00	---	---	PEAK	2	15660.00	63.06	74.00	-10.94	65.75	41.05	19.17	62.91	0.00	280	19	PEAK	3	15660.00	49.56	54.00	-4.44	52.26	41.05	19.16	62.91	0.00	280	19	AVERAGE	<table border="1"> <thead> <tr> <th>Limit</th> <th>Over</th> <th>Read</th> <th>Ant</th> <th>Cable</th> <th>Preamp</th> <th>Aux</th> <th>APos</th> <th>TPos</th> <th>Remark</th> </tr> <tr> <th>Freq</th> <th>Level</th> <th>Line</th> <th>Limit</th> <th>Level</th> <th>Factor</th> <th>Loss</th> <th>Factor</th> <th>Factor</th> <th></th> </tr> <tr> <th>MHz</th> <th>dBuV/m</th> <th>dBuV/m</th> <th>dB</th> <th>dBuV</th> <th>dB/m</th> <th>dB</th> <th>dB</th> <th>dB</th> <th></th> </tr> </thead> <tbody> <tr> <td>1</td> <td>10440.00</td> <td>54.35</td> <td>68.20</td> <td>-13.85</td> <td>65.64</td> <td>37.42</td> <td>15.36</td> <td>64.07</td> <td>0.00</td> <td>331</td> <td>339</td> <td>PEAK</td> </tr> <tr> <td>2</td> <td>15660.00</td> <td>61.56</td> <td>74.00</td> <td>-12.44</td> <td>64.25</td> <td>41.05</td> <td>19.17</td> <td>62.91</td> <td>0.00</td> <td>300</td> <td>300</td> <td>PEAK</td> </tr> <tr> <td>3</td> <td>15660.00</td> <td>48.45</td> <td>54.00</td> <td>-5.55</td> <td>51.14</td> <td>41.05</td> <td>19.17</td> <td>62.91</td> <td>0.00</td> <td>300</td> <td>265</td> <td>AVERAGE</td> </tr> </tbody> </table>	Limit	Over	Read	Ant	Cable	Preamp	Aux	APos	TPos	Remark	Freq	Level	Line	Limit	Level	Factor	Loss	Factor	Factor		MHz	dBuV/m	dBuV/m	dB	dBuV	dB/m	dB	dB	dB		1	10440.00	54.35	68.20	-13.85	65.64	37.42	15.36	64.07	0.00	331	339	PEAK	2	15660.00	61.56	74.00	-12.44	64.25	41.05	19.17	62.91	0.00	300	300	PEAK	3	15660.00	48.45	54.00	-5.55	51.14	41.05	19.17	62.91	0.00	300	265
Limit	Over	Read	Ant	Cable	Preamp	Aux	APos	TPos	Remark																																																																																																																																		
Freq	Level	Line	Limit	Level	Factor	Loss	Factor	Factor																																																																																																																																			
MHz	dBuV/m	dBuV/m	dB	dBuV	dB/m	dB	dB	dB																																																																																																																																			
1	10440.00	48.96	68.20	-19.24	60.25	37.42	15.36	64.07	0.00	---	---	PEAK																																																																																																																															
2	15660.00	63.06	74.00	-10.94	65.75	41.05	19.17	62.91	0.00	280	19	PEAK																																																																																																																															
3	15660.00	49.56	54.00	-4.44	52.26	41.05	19.16	62.91	0.00	280	19	AVERAGE																																																																																																																															
Limit	Over	Read	Ant	Cable	Preamp	Aux	APos	TPos	Remark																																																																																																																																		
Freq	Level	Line	Limit	Level	Factor	Loss	Factor	Factor																																																																																																																																			
MHz	dBuV/m	dBuV/m	dB	dBuV	dB/m	dB	dB	dB																																																																																																																																			
1	10440.00	54.35	68.20	-13.85	65.64	37.42	15.36	64.07	0.00	331	339	PEAK																																																																																																																															
2	15660.00	61.56	74.00	-12.44	64.25	41.05	19.17	62.91	0.00	300	300	PEAK																																																																																																																															
3	15660.00	48.45	54.00	-5.55	51.14	41.05	19.17	62.91	0.00	300	265	AVERAGE																																																																																																																															



Mode	16																																																																																																																																											
	Harmonic																																																																																																																																											
	U-NII-1_5.15-5.25_802.11n HT20_CH48_5240MHz																																																																																																																																											
ANT	1																																																																																																																																											
Pol.	Horizontal	Vertical																																																																																																																																										
Peak Avg	<table border="1"> <thead> <tr> <th>Limit</th> <th>Over</th> <th>Read</th> <th>Ant</th> <th>Cable</th> <th>Preamp</th> <th>Aux</th> <th>APos</th> <th>TPos</th> <th>Remark</th> </tr> <tr> <th>Freq</th> <th>Level</th> <th>Line</th> <th>Limit</th> <th>Level</th> <th>Factor</th> <th>Loss</th> <th>Factor</th> <th>Factor</th> <th></th> </tr> <tr> <th>MHz</th> <th>dBuV/m</th> <th>dBuV/m</th> <th>dB</th> <th>dBuV</th> <th>dB/m</th> <th>dB</th> <th>dB</th> <th>dB</th> <th></th> </tr> </thead> <tbody> <tr> <td>1</td> <td>10480.00</td> <td>46.76</td> <td>68.20</td> <td>-21.44</td> <td>57.95</td> <td>37.44</td> <td>15.39</td> <td>64.02</td> <td>0.00</td> <td>---</td> <td>---</td> <td>PEAK</td> </tr> <tr> <td>2</td> <td>15720.00</td> <td>61.88</td> <td>74.00</td> <td>-12.12</td> <td>64.48</td> <td>41.17</td> <td>19.21</td> <td>62.98</td> <td>0.00</td> <td>293</td> <td>15</td> <td>PEAK</td> </tr> <tr> <td>3</td> <td>15720.00</td> <td>48.35</td> <td>54.00</td> <td>-5.65</td> <td>50.95</td> <td>41.17</td> <td>19.21</td> <td>62.98</td> <td>0.00</td> <td>293</td> <td>15</td> <td>AVERAGE</td> </tr> </tbody> </table>	Limit	Over	Read	Ant	Cable	Preamp	Aux	APos	TPos	Remark	Freq	Level	Line	Limit	Level	Factor	Loss	Factor	Factor		MHz	dBuV/m	dBuV/m	dB	dBuV	dB/m	dB	dB	dB		1	10480.00	46.76	68.20	-21.44	57.95	37.44	15.39	64.02	0.00	---	---	PEAK	2	15720.00	61.88	74.00	-12.12	64.48	41.17	19.21	62.98	0.00	293	15	PEAK	3	15720.00	48.35	54.00	-5.65	50.95	41.17	19.21	62.98	0.00	293	15	AVERAGE	<table border="1"> <thead> <tr> <th>Limit</th> <th>Over</th> <th>Read</th> <th>Ant</th> <th>Cable</th> <th>Preamp</th> <th>Aux</th> <th>APos</th> <th>TPos</th> <th>Remark</th> </tr> <tr> <th>Freq</th> <th>Level</th> <th>Line</th> <th>Limit</th> <th>Level</th> <th>Factor</th> <th>Loss</th> <th>Factor</th> <th>Factor</th> <th></th> </tr> <tr> <th>MHz</th> <th>dBuV/m</th> <th>dBuV/m</th> <th>dB</th> <th>dBuV</th> <th>dB/m</th> <th>dB</th> <th>dB</th> <th>dB</th> <th></th> </tr> </thead> <tbody> <tr> <td>1</td> <td>10480.00</td> <td>47.39</td> <td>68.20</td> <td>-20.81</td> <td>58.58</td> <td>37.44</td> <td>15.39</td> <td>64.02</td> <td>0.00</td> <td>---</td> <td>---</td> <td>PEAK</td> </tr> <tr> <td>2</td> <td>15720.00</td> <td>63.29</td> <td>74.00</td> <td>-10.71</td> <td>65.89</td> <td>41.17</td> <td>19.21</td> <td>62.98</td> <td>0.00</td> <td>300</td> <td>107</td> <td>PEAK</td> </tr> <tr> <td>3</td> <td>15720.00</td> <td>49.91</td> <td>54.00</td> <td>-4.09</td> <td>52.51</td> <td>41.17</td> <td>19.21</td> <td>62.98</td> <td>0.00</td> <td>300</td> <td>107</td> <td>AVERAGE</td> </tr> </tbody> </table>	Limit	Over	Read	Ant	Cable	Preamp	Aux	APos	TPos	Remark	Freq	Level	Line	Limit	Level	Factor	Loss	Factor	Factor		MHz	dBuV/m	dBuV/m	dB	dBuV	dB/m	dB	dB	dB		1	10480.00	47.39	68.20	-20.81	58.58	37.44	15.39	64.02	0.00	---	---	PEAK	2	15720.00	63.29	74.00	-10.71	65.89	41.17	19.21	62.98	0.00	300	107	PEAK	3	15720.00	49.91	54.00	-4.09	52.51	41.17	19.21	62.98	0.00	300	107	AVERAGE
	Limit	Over	Read	Ant	Cable	Preamp	Aux	APos	TPos	Remark																																																																																																																																		
Freq	Level	Line	Limit	Level	Factor	Loss	Factor	Factor																																																																																																																																				
MHz	dBuV/m	dBuV/m	dB	dBuV	dB/m	dB	dB	dB																																																																																																																																				
1	10480.00	46.76	68.20	-21.44	57.95	37.44	15.39	64.02	0.00	---	---	PEAK																																																																																																																																
2	15720.00	61.88	74.00	-12.12	64.48	41.17	19.21	62.98	0.00	293	15	PEAK																																																																																																																																
3	15720.00	48.35	54.00	-5.65	50.95	41.17	19.21	62.98	0.00	293	15	AVERAGE																																																																																																																																
Limit	Over	Read	Ant	Cable	Preamp	Aux	APos	TPos	Remark																																																																																																																																			
Freq	Level	Line	Limit	Level	Factor	Loss	Factor	Factor																																																																																																																																				
MHz	dBuV/m	dBuV/m	dB	dBuV	dB/m	dB	dB	dB																																																																																																																																				
1	10480.00	47.39	68.20	-20.81	58.58	37.44	15.39	64.02	0.00	---	---	PEAK																																																																																																																																
2	15720.00	63.29	74.00	-10.71	65.89	41.17	19.21	62.98	0.00	300	107	PEAK																																																																																																																																
3	15720.00	49.91	54.00	-4.09	52.51	41.17	19.21	62.98	0.00	300	107	AVERAGE																																																																																																																																



Mode	17																																																																																																																																												
	Harmonic																																																																																																																																												
	U-NII-2A_5.25-5.35_802.11n HT20_CH52_5260MHz																																																																																																																																												
ANT	1																																																																																																																																												
Pol.	Horizontal	Vertical																																																																																																																																											
Peak Avg																																																																																																																																													
	<table border="1"> <thead> <tr> <th>Limit</th> <th>Over</th> <th>Read</th> <th>Ant</th> <th>Cable</th> <th>Preamp</th> <th>Aux</th> <th>APos</th> <th>TPos</th> <th>Remark</th> </tr> <tr> <th>Freq</th> <th>Level</th> <th>Line</th> <th>Limit</th> <th>Level</th> <th>Factor</th> <th>Loss</th> <th>Factor</th> <th>Factor</th> <th></th> </tr> <tr> <th>MHz</th> <th>dBuV/m</th> <th>dBuV/m</th> <th>dB</th> <th>dBuV</th> <th>dB/m</th> <th>dB</th> <th>dB</th> <th>dB</th> <th>cm</th> <th>deg</th> </tr> </thead> <tbody> <tr> <td>1</td> <td>10520.00</td> <td>50.66</td> <td>68.20</td> <td>-17.54</td> <td>61.77</td> <td>37.46</td> <td>15.41</td> <td>63.98</td> <td>0.00</td> <td>---</td> <td>---</td> <td>PEAK</td> </tr> <tr> <td>2</td> <td>15774.70</td> <td>66.16</td> <td>74.00</td> <td>-7.84</td> <td>68.69</td> <td>41.27</td> <td>19.25</td> <td>63.05</td> <td>0.00</td> <td>100</td> <td>63</td> <td>Peak</td> </tr> <tr> <td>3</td> <td>15774.70</td> <td>50.75</td> <td>54.00</td> <td>-3.25</td> <td>53.28</td> <td>41.27</td> <td>19.25</td> <td>63.05</td> <td>0.00</td> <td>100</td> <td>63</td> <td>Average</td> </tr> </tbody> </table>	Limit	Over	Read	Ant	Cable	Preamp	Aux	APos	TPos	Remark	Freq	Level	Line	Limit	Level	Factor	Loss	Factor	Factor		MHz	dBuV/m	dBuV/m	dB	dBuV	dB/m	dB	dB	dB	cm	deg	1	10520.00	50.66	68.20	-17.54	61.77	37.46	15.41	63.98	0.00	---	---	PEAK	2	15774.70	66.16	74.00	-7.84	68.69	41.27	19.25	63.05	0.00	100	63	Peak	3	15774.70	50.75	54.00	-3.25	53.28	41.27	19.25	63.05	0.00	100	63	Average	<table border="1"> <thead> <tr> <th>Limit</th> <th>Over</th> <th>Read</th> <th>Ant</th> <th>Cable</th> <th>Preamp</th> <th>Aux</th> <th>APos</th> <th>TPos</th> <th>Remark</th> </tr> <tr> <th>Freq</th> <th>Level</th> <th>Line</th> <th>Limit</th> <th>Level</th> <th>Factor</th> <th>Loss</th> <th>Factor</th> <th>Factor</th> <th></th> </tr> <tr> <th>MHz</th> <th>dBuV/m</th> <th>dBuV/m</th> <th>dB</th> <th>dBuV</th> <th>dB/m</th> <th>dB</th> <th>dB</th> <th>dB</th> <th>cm</th> <th>deg</th> </tr> </thead> <tbody> <tr> <td>1</td> <td>10520.00</td> <td>47.62</td> <td>68.20</td> <td>-20.58</td> <td>58.73</td> <td>37.46</td> <td>15.41</td> <td>63.98</td> <td>0.00</td> <td>---</td> <td>---</td> <td>PEAK</td> </tr> <tr> <td>2</td> <td>15780.00</td> <td>66.87</td> <td>74.00</td> <td>-7.13</td> <td>69.39</td> <td>41.28</td> <td>19.25</td> <td>63.05</td> <td>0.00</td> <td>329</td> <td>102</td> <td>PEAK</td> </tr> <tr> <td>3</td> <td>15780.00</td> <td>51.87</td> <td>54.00</td> <td>-2.13</td> <td>54.38</td> <td>41.28</td> <td>19.26</td> <td>63.05</td> <td>0.00</td> <td>329</td> <td>102</td> <td>AVERAGE</td> </tr> </tbody> </table>	Limit	Over	Read	Ant	Cable	Preamp	Aux	APos	TPos	Remark	Freq	Level	Line	Limit	Level	Factor	Loss	Factor	Factor		MHz	dBuV/m	dBuV/m	dB	dBuV	dB/m	dB	dB	dB	cm	deg	1	10520.00	47.62	68.20	-20.58	58.73	37.46	15.41	63.98	0.00	---	---	PEAK	2	15780.00	66.87	74.00	-7.13	69.39	41.28	19.25	63.05	0.00	329	102	PEAK	3	15780.00	51.87	54.00	-2.13	54.38	41.28	19.26	63.05	0.00	329	102
Limit	Over	Read	Ant	Cable	Preamp	Aux	APos	TPos	Remark																																																																																																																																				
Freq	Level	Line	Limit	Level	Factor	Loss	Factor	Factor																																																																																																																																					
MHz	dBuV/m	dBuV/m	dB	dBuV	dB/m	dB	dB	dB	cm	deg																																																																																																																																			
1	10520.00	50.66	68.20	-17.54	61.77	37.46	15.41	63.98	0.00	---	---	PEAK																																																																																																																																	
2	15774.70	66.16	74.00	-7.84	68.69	41.27	19.25	63.05	0.00	100	63	Peak																																																																																																																																	
3	15774.70	50.75	54.00	-3.25	53.28	41.27	19.25	63.05	0.00	100	63	Average																																																																																																																																	
Limit	Over	Read	Ant	Cable	Preamp	Aux	APos	TPos	Remark																																																																																																																																				
Freq	Level	Line	Limit	Level	Factor	Loss	Factor	Factor																																																																																																																																					
MHz	dBuV/m	dBuV/m	dB	dBuV	dB/m	dB	dB	dB	cm	deg																																																																																																																																			
1	10520.00	47.62	68.20	-20.58	58.73	37.46	15.41	63.98	0.00	---	---	PEAK																																																																																																																																	
2	15780.00	66.87	74.00	-7.13	69.39	41.28	19.25	63.05	0.00	329	102	PEAK																																																																																																																																	
3	15780.00	51.87	54.00	-2.13	54.38	41.28	19.26	63.05	0.00	329	102	AVERAGE																																																																																																																																	

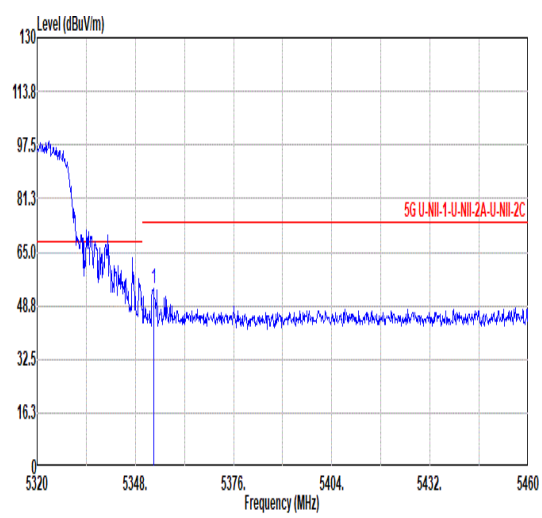
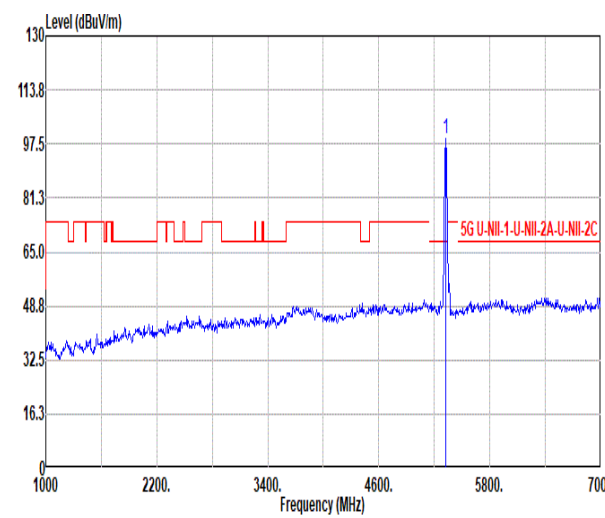
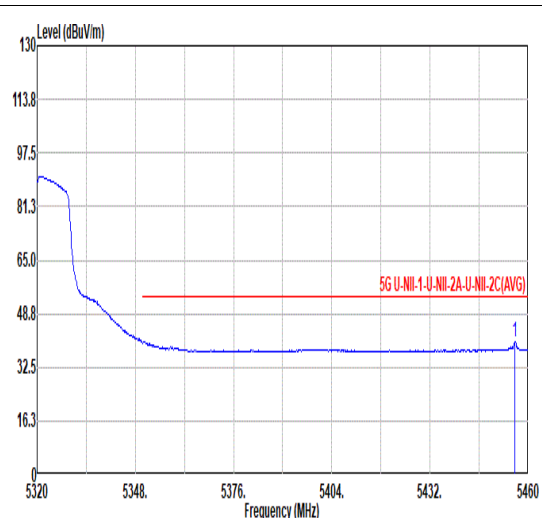
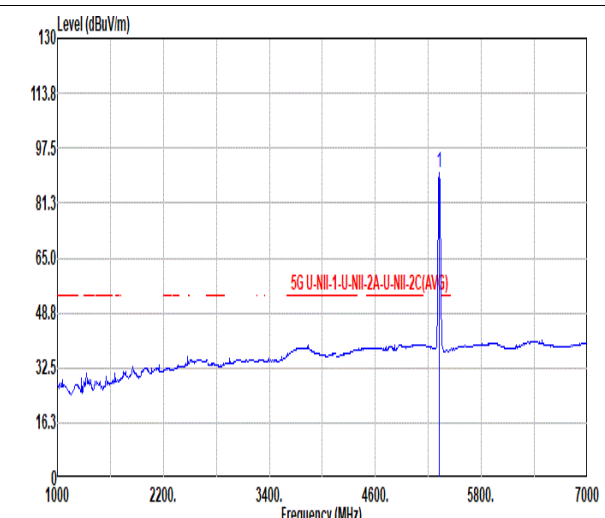


Mode	18																																																																																																																																																																				
	Harmonic																																																																																																																																																																				
	U-NII-2A_5.25-5.35_802.11n HT20_CH60_5300MHz																																																																																																																																																																				
ANT	1																																																																																																																																																																				
Pol.	Horizontal	Vertical																																																																																																																																																																			
Peak Avg																																																																																																																																																																					
	<table border="1"> <thead> <tr> <th>Limit</th> <th>Over</th> <th>Read</th> <th>Ant</th> <th>Cable</th> <th>Preamp</th> <th>Aux</th> <th>APos</th> <th>TPos</th> <th>Remark</th> </tr> <tr> <th>Freq</th> <th>Level</th> <th>Line</th> <th>Limit</th> <th>Level</th> <th>Factor</th> <th>Loss</th> <th>Factor</th> <th>Factor</th> <th></th> </tr> <tr> <th>MHz</th> <th>dBuV/m</th> <th>dBuV/m</th> <th>dB</th> <th>dBuV</th> <th>dB/m</th> <th>dB</th> <th>dB</th> <th>cm</th> <th>deg</th> </tr> </thead> <tbody> <tr> <td>1</td> <td>10600.00</td> <td>51.08</td> <td>74.00</td> <td>-22.92</td> <td>62.00</td> <td>37.50</td> <td>15.47</td> <td>63.89</td> <td>0.00</td> <td>300</td> <td>203</td> <td>PEAK</td> </tr> <tr> <td>2</td> <td>10600.00</td> <td>40.57</td> <td>54.00</td> <td>-13.43</td> <td>51.49</td> <td>37.50</td> <td>15.47</td> <td>63.89</td> <td>0.00</td> <td>300</td> <td>203</td> <td>AVERAGE</td> </tr> <tr> <td>3</td> <td>15900.00</td> <td>67.31</td> <td>74.00</td> <td>-6.69</td> <td>69.66</td> <td>41.51</td> <td>19.34</td> <td>63.20</td> <td>0.00</td> <td>105</td> <td>63</td> <td>PEAK</td> </tr> <tr> <td>4</td> <td>15900.00</td> <td>51.57</td> <td>54.00</td> <td>-2.43</td> <td>53.91</td> <td>41.51</td> <td>19.35</td> <td>63.20</td> <td>0.00</td> <td>105</td> <td>63</td> <td>AVERAGE</td> </tr> </tbody> </table>	Limit	Over	Read	Ant	Cable	Preamp	Aux	APos	TPos	Remark	Freq	Level	Line	Limit	Level	Factor	Loss	Factor	Factor		MHz	dBuV/m	dBuV/m	dB	dBuV	dB/m	dB	dB	cm	deg	1	10600.00	51.08	74.00	-22.92	62.00	37.50	15.47	63.89	0.00	300	203	PEAK	2	10600.00	40.57	54.00	-13.43	51.49	37.50	15.47	63.89	0.00	300	203	AVERAGE	3	15900.00	67.31	74.00	-6.69	69.66	41.51	19.34	63.20	0.00	105	63	PEAK	4	15900.00	51.57	54.00	-2.43	53.91	41.51	19.35	63.20	0.00	105	63	AVERAGE	<table border="1"> <thead> <tr> <th>Limit</th> <th>Over</th> <th>Read</th> <th>Ant</th> <th>Cable</th> <th>Preamp</th> <th>Aux</th> <th>APos</th> <th>TPos</th> <th>Remark</th> </tr> <tr> <th>Freq</th> <th>Level</th> <th>Line</th> <th>Limit</th> <th>Level</th> <th>Factor</th> <th>Loss</th> <th>Factor</th> <th>Factor</th> <th></th> </tr> <tr> <th>MHz</th> <th>dBuV/m</th> <th>dBuV/m</th> <th>dB</th> <th>dBuV</th> <th>dB/m</th> <th>dB</th> <th>dB</th> <th>cm</th> <th>deg</th> </tr> </thead> <tbody> <tr> <td>1</td> <td>10600.00</td> <td>58.32</td> <td>74.00</td> <td>-15.68</td> <td>69.24</td> <td>37.50</td> <td>15.47</td> <td>63.89</td> <td>0.00</td> <td>286</td> <td>304</td> <td>PEAK</td> </tr> <tr> <td>2</td> <td>10600.00</td> <td>47.23</td> <td>54.00</td> <td>-6.77</td> <td>58.15</td> <td>37.50</td> <td>15.47</td> <td>63.89</td> <td>0.00</td> <td>286</td> <td>304</td> <td>AVERAGE</td> </tr> <tr> <td>3</td> <td>15900.00</td> <td>68.41</td> <td>74.00</td> <td>-5.59</td> <td>70.76</td> <td>41.51</td> <td>19.34</td> <td>63.20</td> <td>0.00</td> <td>316</td> <td>106</td> <td>PEAK</td> </tr> <tr> <td>4</td> <td>15900.00</td> <td>51.70</td> <td>54.00</td> <td>-2.30</td> <td>54.05</td> <td>41.51</td> <td>19.34</td> <td>63.20</td> <td>0.00</td> <td>316</td> <td>106</td> <td>AVERAGE</td> </tr> </tbody> </table>	Limit	Over	Read	Ant	Cable	Preamp	Aux	APos	TPos	Remark	Freq	Level	Line	Limit	Level	Factor	Loss	Factor	Factor		MHz	dBuV/m	dBuV/m	dB	dBuV	dB/m	dB	dB	cm	deg	1	10600.00	58.32	74.00	-15.68	69.24	37.50	15.47	63.89	0.00	286	304	PEAK	2	10600.00	47.23	54.00	-6.77	58.15	37.50	15.47	63.89	0.00	286	304	AVERAGE	3	15900.00	68.41	74.00	-5.59	70.76	41.51	19.34	63.20	0.00	316	106	PEAK	4	15900.00	51.70	54.00	-2.30	54.05	41.51	19.34	63.20	0.00	316	106
Limit	Over	Read	Ant	Cable	Preamp	Aux	APos	TPos	Remark																																																																																																																																																												
Freq	Level	Line	Limit	Level	Factor	Loss	Factor	Factor																																																																																																																																																													
MHz	dBuV/m	dBuV/m	dB	dBuV	dB/m	dB	dB	cm	deg																																																																																																																																																												
1	10600.00	51.08	74.00	-22.92	62.00	37.50	15.47	63.89	0.00	300	203	PEAK																																																																																																																																																									
2	10600.00	40.57	54.00	-13.43	51.49	37.50	15.47	63.89	0.00	300	203	AVERAGE																																																																																																																																																									
3	15900.00	67.31	74.00	-6.69	69.66	41.51	19.34	63.20	0.00	105	63	PEAK																																																																																																																																																									
4	15900.00	51.57	54.00	-2.43	53.91	41.51	19.35	63.20	0.00	105	63	AVERAGE																																																																																																																																																									
Limit	Over	Read	Ant	Cable	Preamp	Aux	APos	TPos	Remark																																																																																																																																																												
Freq	Level	Line	Limit	Level	Factor	Loss	Factor	Factor																																																																																																																																																													
MHz	dBuV/m	dBuV/m	dB	dBuV	dB/m	dB	dB	cm	deg																																																																																																																																																												
1	10600.00	58.32	74.00	-15.68	69.24	37.50	15.47	63.89	0.00	286	304	PEAK																																																																																																																																																									
2	10600.00	47.23	54.00	-6.77	58.15	37.50	15.47	63.89	0.00	286	304	AVERAGE																																																																																																																																																									
3	15900.00	68.41	74.00	-5.59	70.76	41.51	19.34	63.20	0.00	316	106	PEAK																																																																																																																																																									
4	15900.00	51.70	54.00	-2.30	54.05	41.51	19.34	63.20	0.00	316	106	AVERAGE																																																																																																																																																									



Mode	19																																																																													
	Band Edge																																																																													
	U-NII-2A_5.25-5.35_802.11n_HT20_CH64_5320MHz																																																																													
ANT	1																																																																													
Pol.	Horizontal	Fundamental																																																																												
Peak	<table border="1"> <thead> <tr> <th>Limit</th> <th>Read</th> <th>Ant</th> <th>Cable</th> <th>Preamp</th> <th>Aux</th> <th>APos</th> <th>TPos</th> <th>Remark</th> </tr> <tr> <th>Freq</th> <th>Level</th> <th>Line Margin</th> <th>Level Factor</th> <th>Loss Factor</th> <th>Factor</th> <th></th> <th></th> <th></th> </tr> <tr> <th>MHz</th> <th>dBuV/m</th> <th>dBuV/m</th> <th>dB</th> <th>dBuV</th> <th>dB/m</th> <th>dB</th> <th>dB</th> <th>cm</th> <th>deg</th> </tr> </thead> <tbody> <tr> <td>1 5352.34</td> <td>55.47</td> <td>74.00</td> <td>-18.53</td> <td>46.75</td> <td>34.95</td> <td>10.84</td> <td>37.07</td> <td>0.00</td> <td>300 358 PEAK</td> </tr> </tbody> </table>	Limit	Read	Ant	Cable	Preamp	Aux	APos	TPos	Remark	Freq	Level	Line Margin	Level Factor	Loss Factor	Factor				MHz	dBuV/m	dBuV/m	dB	dBuV	dB/m	dB	dB	cm	deg	1 5352.34	55.47	74.00	-18.53	46.75	34.95	10.84	37.07	0.00	300 358 PEAK	<table border="1"> <thead> <tr> <th>Limit</th> <th>Read</th> <th>Ant</th> <th>Cable</th> <th>Preamp</th> <th>Aux</th> <th>APos</th> <th>TPos</th> <th>Remark</th> </tr> <tr> <th>Freq</th> <th>Level</th> <th>Line Margin</th> <th>Level Factor</th> <th>Loss Factor</th> <th>Factor</th> <th></th> <th></th> <th></th> </tr> <tr> <th>MHz</th> <th>dBuV/m</th> <th>dBuV/m</th> <th>dB</th> <th>dBuV</th> <th>dB/m</th> <th>dB</th> <th>dB</th> <th>cm</th> <th>deg</th> </tr> </thead> <tbody> <tr> <td>1 5320.00</td> <td>101.00</td> <td>-----</td> <td>-----</td> <td>92.33</td> <td>34.93</td> <td>10.82</td> <td>37.08</td> <td>0.00</td> <td>300 358 PEAK</td> </tr> </tbody> </table>	Limit	Read	Ant	Cable	Preamp	Aux	APos	TPos	Remark	Freq	Level	Line Margin	Level Factor	Loss Factor	Factor				MHz	dBuV/m	dBuV/m	dB	dBuV	dB/m	dB	dB	cm	deg	1 5320.00	101.00	-----	-----	92.33	34.93	10.82	37.08	0.00	300 358 PEAK
	Limit	Read	Ant	Cable	Preamp	Aux	APos	TPos	Remark																																																																					
Freq	Level	Line Margin	Level Factor	Loss Factor	Factor																																																																									
MHz	dBuV/m	dBuV/m	dB	dBuV	dB/m	dB	dB	cm	deg																																																																					
1 5352.34	55.47	74.00	-18.53	46.75	34.95	10.84	37.07	0.00	300 358 PEAK																																																																					
Limit	Read	Ant	Cable	Preamp	Aux	APos	TPos	Remark																																																																						
Freq	Level	Line Margin	Level Factor	Loss Factor	Factor																																																																									
MHz	dBuV/m	dBuV/m	dB	dBuV	dB/m	dB	dB	cm	deg																																																																					
1 5320.00	101.00	-----	-----	92.33	34.93	10.82	37.08	0.00	300 358 PEAK																																																																					
Avg	<table border="1"> <thead> <tr> <th>Limit</th> <th>Read</th> <th>Ant</th> <th>Cable</th> <th>Preamp</th> <th>Aux</th> <th>APos</th> <th>TPos</th> <th>Remark</th> </tr> <tr> <th>Freq</th> <th>Level</th> <th>Line Margin</th> <th>Level Factor</th> <th>Loss Factor</th> <th>Factor</th> <th></th> <th></th> <th></th> </tr> <tr> <th>MHz</th> <th>dBuV/m</th> <th>dBuV/m</th> <th>dB</th> <th>dBuV</th> <th>dB/m</th> <th>dB</th> <th>dB</th> <th>cm</th> <th>deg</th> </tr> </thead> <tbody> <tr> <td>1 5350.38</td> <td>41.28</td> <td>54.00</td> <td>-12.72</td> <td>32.56</td> <td>34.95</td> <td>10.84</td> <td>37.07</td> <td>0.00</td> <td>300 358 AVERAGE</td> </tr> </tbody> </table>	Limit	Read	Ant	Cable	Preamp	Aux	APos	TPos	Remark	Freq	Level	Line Margin	Level Factor	Loss Factor	Factor				MHz	dBuV/m	dBuV/m	dB	dBuV	dB/m	dB	dB	cm	deg	1 5350.38	41.28	54.00	-12.72	32.56	34.95	10.84	37.07	0.00	300 358 AVERAGE	<table border="1"> <thead> <tr> <th>Limit</th> <th>Read</th> <th>Ant</th> <th>Cable</th> <th>Preamp</th> <th>Aux</th> <th>APos</th> <th>TPos</th> <th>Remark</th> </tr> <tr> <th>Freq</th> <th>Level</th> <th>Line Margin</th> <th>Level Factor</th> <th>Loss Factor</th> <th>Factor</th> <th></th> <th></th> <th></th> </tr> <tr> <th>MHz</th> <th>dBuV/m</th> <th>dBuV/m</th> <th>dB</th> <th>dBuV</th> <th>dB/m</th> <th>dB</th> <th>dB</th> <th>cm</th> <th>deg</th> </tr> </thead> <tbody> <tr> <td>1 5320.00</td> <td>92.28</td> <td>-----</td> <td>-----</td> <td>83.61</td> <td>34.93</td> <td>10.82</td> <td>37.08</td> <td>0.00</td> <td>300 358 AVERAGE</td> </tr> </tbody> </table>	Limit	Read	Ant	Cable	Preamp	Aux	APos	TPos	Remark	Freq	Level	Line Margin	Level Factor	Loss Factor	Factor				MHz	dBuV/m	dBuV/m	dB	dBuV	dB/m	dB	dB	cm	deg	1 5320.00	92.28	-----	-----	83.61	34.93	10.82	37.08	0.00	300 358 AVERAGE
Limit	Read	Ant	Cable	Preamp	Aux	APos	TPos	Remark																																																																						
Freq	Level	Line Margin	Level Factor	Loss Factor	Factor																																																																									
MHz	dBuV/m	dBuV/m	dB	dBuV	dB/m	dB	dB	cm	deg																																																																					
1 5350.38	41.28	54.00	-12.72	32.56	34.95	10.84	37.07	0.00	300 358 AVERAGE																																																																					
Limit	Read	Ant	Cable	Preamp	Aux	APos	TPos	Remark																																																																						
Freq	Level	Line Margin	Level Factor	Loss Factor	Factor																																																																									
MHz	dBuV/m	dBuV/m	dB	dBuV	dB/m	dB	dB	cm	deg																																																																					
1 5320.00	92.28	-----	-----	83.61	34.93	10.82	37.08	0.00	300 358 AVERAGE																																																																					



Mode	19																																																																											
	Band Edge																																																																											
	U-NII-2A_5.25-5.35_802.11n_HT20_CH64_5320MHz																																																																											
ANT	1																																																																											
Pol.	Vertical	Fundamental																																																																										
Peak	 <table border="1" data-bbox="255 1120 798 1254"> <thead> <tr> <th>Limit</th> <th>Read</th> <th>Ant</th> <th>Cable</th> <th>Preamp</th> <th>Aux</th> <th>APos</th> <th>TPos</th> </tr> <tr> <th>Freq</th> <th>Level</th> <th>Line Margin</th> <th>Level</th> <th>Factor</th> <th>Loss Factor</th> <th>Factor</th> <th>Remark</th> </tr> <tr> <th>MHz</th> <th>dBuV/m</th> <th>dBuV/m</th> <th>dB</th> <th>dBuV</th> <th>dB/m</th> <th>dB</th> <th>dB</th> </tr> </thead> <tbody> <tr> <td>1</td> <td>5353.18</td> <td>53.73</td> <td>74.00</td> <td>-20.27</td> <td>45.01</td> <td>34.95</td> <td>10.84</td> <td>37.07</td> <td>0.00</td> <td>300</td> <td>72</td> <td>PEAK</td> </tr> </tbody> </table>	Limit	Read	Ant	Cable	Preamp	Aux	APos	TPos	Freq	Level	Line Margin	Level	Factor	Loss Factor	Factor	Remark	MHz	dBuV/m	dBuV/m	dB	dBuV	dB/m	dB	dB	1	5353.18	53.73	74.00	-20.27	45.01	34.95	10.84	37.07	0.00	300	72	PEAK	 <table border="1" data-bbox="861 1120 1468 1254"> <thead> <tr> <th>Limit</th> <th>Read</th> <th>Ant</th> <th>Cable</th> <th>Preamp</th> <th>Aux</th> <th>APos</th> <th>TPos</th> </tr> <tr> <th>Freq</th> <th>Level</th> <th>Line Margin</th> <th>Level</th> <th>Factor</th> <th>Loss Factor</th> <th>Factor</th> <th>Remark</th> </tr> <tr> <th>MHz</th> <th>dBuV/m</th> <th>dBuV/m</th> <th>dB</th> <th>dBuV</th> <th>dB/m</th> <th>dB</th> <th>dB</th> </tr> </thead> <tbody> <tr> <td>1</td> <td>5320.00</td> <td>99.21</td> <td>-----</td> <td>-----</td> <td>90.54</td> <td>34.93</td> <td>10.82</td> <td>37.08</td> <td>0.00</td> <td>300</td> <td>72</td> <td>PEAK</td> </tr> </tbody> </table>	Limit	Read	Ant	Cable	Preamp	Aux	APos	TPos	Freq	Level	Line Margin	Level	Factor	Loss Factor	Factor	Remark	MHz	dBuV/m	dBuV/m	dB	dBuV	dB/m	dB	dB	1	5320.00	99.21	-----	-----	90.54	34.93	10.82	37.08	0.00	300	72	PEAK
	Limit	Read	Ant	Cable	Preamp	Aux	APos	TPos																																																																				
Freq	Level	Line Margin	Level	Factor	Loss Factor	Factor	Remark																																																																					
MHz	dBuV/m	dBuV/m	dB	dBuV	dB/m	dB	dB																																																																					
1	5353.18	53.73	74.00	-20.27	45.01	34.95	10.84	37.07	0.00	300	72	PEAK																																																																
Limit	Read	Ant	Cable	Preamp	Aux	APos	TPos																																																																					
Freq	Level	Line Margin	Level	Factor	Loss Factor	Factor	Remark																																																																					
MHz	dBuV/m	dBuV/m	dB	dBuV	dB/m	dB	dB																																																																					
1	5320.00	99.21	-----	-----	90.54	34.93	10.82	37.08	0.00	300	72	PEAK																																																																
Avg	 <table border="1" data-bbox="255 1792 798 1926"> <thead> <tr> <th>Limit</th> <th>Read</th> <th>Ant</th> <th>Cable</th> <th>Preamp</th> <th>Aux</th> <th>APos</th> <th>TPos</th> </tr> <tr> <th>Freq</th> <th>Level</th> <th>Line Margin</th> <th>Level</th> <th>Factor</th> <th>Loss Factor</th> <th>Factor</th> <th>Remark</th> </tr> <tr> <th>MHz</th> <th>dBuV/m</th> <th>dBuV/m</th> <th>dB</th> <th>dBuV</th> <th>dB/m</th> <th>dB</th> <th>dB</th> </tr> </thead> <tbody> <tr> <td>1</td> <td>5456.22</td> <td>40.42</td> <td>54.00</td> <td>-13.58</td> <td>31.63</td> <td>34.89</td> <td>10.96</td> <td>37.06</td> <td>0.00</td> <td>300</td> <td>72</td> <td>AVERAGE</td> </tr> </tbody> </table>	Limit	Read	Ant	Cable	Preamp	Aux	APos	TPos	Freq	Level	Line Margin	Level	Factor	Loss Factor	Factor	Remark	MHz	dBuV/m	dBuV/m	dB	dBuV	dB/m	dB	dB	1	5456.22	40.42	54.00	-13.58	31.63	34.89	10.96	37.06	0.00	300	72	AVERAGE	 <table border="1" data-bbox="861 1792 1468 1926"> <thead> <tr> <th>Limit</th> <th>Read</th> <th>Ant</th> <th>Cable</th> <th>Preamp</th> <th>Aux</th> <th>APos</th> <th>TPos</th> </tr> <tr> <th>Freq</th> <th>Level</th> <th>Line Margin</th> <th>Level</th> <th>Factor</th> <th>Loss Factor</th> <th>Factor</th> <th>Remark</th> </tr> <tr> <th>MHz</th> <th>dBuV/m</th> <th>dBuV/m</th> <th>dB</th> <th>dBuV</th> <th>dB/m</th> <th>dB</th> <th>dB</th> </tr> </thead> <tbody> <tr> <td>1</td> <td>5320.00</td> <td>90.20</td> <td>-----</td> <td>-----</td> <td>81.55</td> <td>34.92</td> <td>10.81</td> <td>37.08</td> <td>0.00</td> <td>300</td> <td>72</td> <td>AVERAGE</td> </tr> </tbody> </table>	Limit	Read	Ant	Cable	Preamp	Aux	APos	TPos	Freq	Level	Line Margin	Level	Factor	Loss Factor	Factor	Remark	MHz	dBuV/m	dBuV/m	dB	dBuV	dB/m	dB	dB	1	5320.00	90.20	-----	-----	81.55	34.92	10.81	37.08	0.00	300	72	AVERAGE
Limit	Read	Ant	Cable	Preamp	Aux	APos	TPos																																																																					
Freq	Level	Line Margin	Level	Factor	Loss Factor	Factor	Remark																																																																					
MHz	dBuV/m	dBuV/m	dB	dBuV	dB/m	dB	dB																																																																					
1	5456.22	40.42	54.00	-13.58	31.63	34.89	10.96	37.06	0.00	300	72	AVERAGE																																																																
Limit	Read	Ant	Cable	Preamp	Aux	APos	TPos																																																																					
Freq	Level	Line Margin	Level	Factor	Loss Factor	Factor	Remark																																																																					
MHz	dBuV/m	dBuV/m	dB	dBuV	dB/m	dB	dB																																																																					
1	5320.00	90.20	-----	-----	81.55	34.92	10.81	37.08	0.00	300	72	AVERAGE																																																																

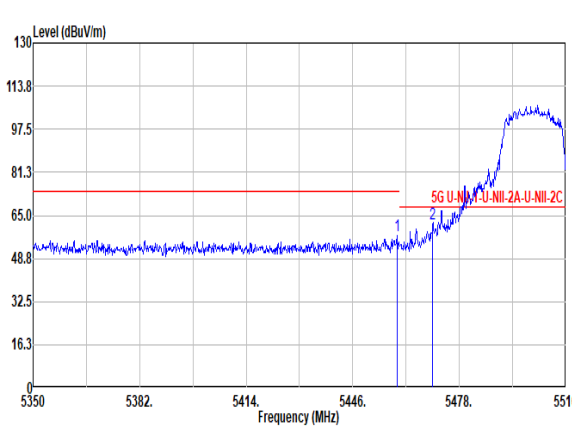
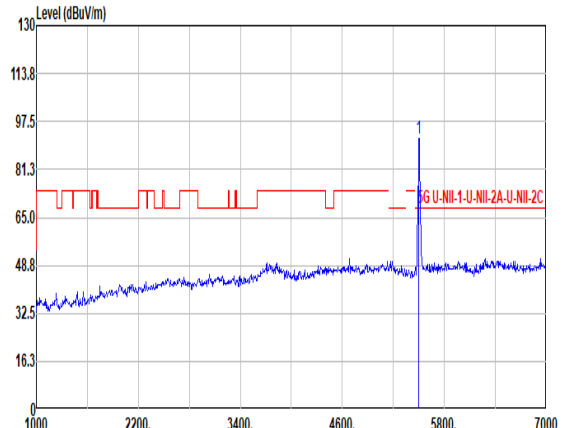
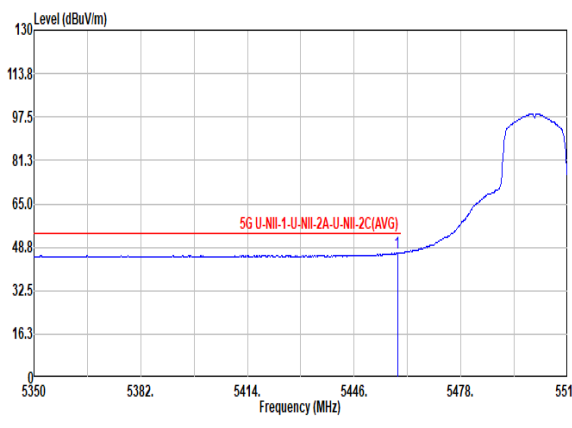
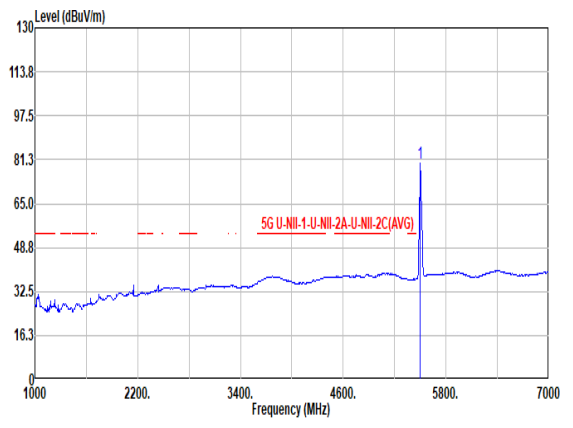


Mode	19																																																																																																																																																															
	Harmonic																																																																																																																																																															
	U-NII-2A_5.25-5.35_802.11n_HT20_CH64_5320MHz																																																																																																																																																															
ANT	1																																																																																																																																																															
Pol.	Horizontal	Vertical																																																																																																																																																														
Peak Avg	<table border="1"> <thead> <tr> <th>Limit</th> <th>Over</th> <th>Read</th> <th>Ant</th> <th>Cable</th> <th>Preamp</th> <th>Aux</th> <th>APos</th> <th>TPos</th> <th>Remark</th> </tr> <tr> <th>Freq</th> <th>Level</th> <th>Line</th> <th>Limit</th> <th>Level</th> <th>Factor</th> <th>Loss</th> <th>Factor</th> <th>Factor</th> <th></th> </tr> <tr> <th>MHz</th> <th>dBuV/m</th> <th>dBuV/m</th> <th>dB</th> <th>dBuV</th> <th>dB/m</th> <th>dB</th> <th>dB</th> <th>dB</th> <th>cm</th> <th>deg</th> </tr> </thead> <tbody> <tr> <td>1</td> <td>10640.00</td> <td>49.78</td> <td>74.00</td> <td>-24.22</td> <td>60.61</td> <td>37.52</td> <td>15.50</td> <td>63.85</td> <td>0.00</td> <td>100</td> <td>0 PEAK</td> </tr> <tr> <td>2</td> <td>10640.00</td> <td>38.52</td> <td>54.00</td> <td>-15.48</td> <td>49.35</td> <td>37.52</td> <td>15.50</td> <td>63.85</td> <td>0.00</td> <td>100</td> <td>0 AVERAGE</td> </tr> <tr> <td>3</td> <td>15960.00</td> <td>62.79</td> <td>74.00</td> <td>-11.21</td> <td>65.05</td> <td>41.62</td> <td>19.39</td> <td>63.27</td> <td>0.00</td> <td>300</td> <td>34 PEAK</td> </tr> <tr> <td>4</td> <td>15960.00</td> <td>48.79</td> <td>54.00</td> <td>-5.21</td> <td>51.04</td> <td>41.63</td> <td>19.39</td> <td>63.27</td> <td>0.00</td> <td>300</td> <td>34 AVERAGE</td> </tr> </tbody> </table>	Limit	Over	Read	Ant	Cable	Preamp	Aux	APos	TPos	Remark	Freq	Level	Line	Limit	Level	Factor	Loss	Factor	Factor		MHz	dBuV/m	dBuV/m	dB	dBuV	dB/m	dB	dB	dB	cm	deg	1	10640.00	49.78	74.00	-24.22	60.61	37.52	15.50	63.85	0.00	100	0 PEAK	2	10640.00	38.52	54.00	-15.48	49.35	37.52	15.50	63.85	0.00	100	0 AVERAGE	3	15960.00	62.79	74.00	-11.21	65.05	41.62	19.39	63.27	0.00	300	34 PEAK	4	15960.00	48.79	54.00	-5.21	51.04	41.63	19.39	63.27	0.00	300	34 AVERAGE	<table border="1"> <thead> <tr> <th>Limit</th> <th>Over</th> <th>Read</th> <th>Ant</th> <th>Cable</th> <th>Preamp</th> <th>Aux</th> <th>APos</th> <th>TPos</th> <th>Remark</th> </tr> <tr> <th>Freq</th> <th>Level</th> <th>Line</th> <th>Limit</th> <th>Level</th> <th>Factor</th> <th>Loss</th> <th>Factor</th> <th>Factor</th> <th></th> </tr> <tr> <th>MHz</th> <th>dBuV/m</th> <th>dBuV/m</th> <th>dB</th> <th>dBuV</th> <th>dB/m</th> <th>dB</th> <th>dB</th> <th>dB</th> <th>cm</th> <th>deg</th> </tr> </thead> <tbody> <tr> <td>1</td> <td>10640.00</td> <td>57.39</td> <td>74.00</td> <td>-16.61</td> <td>68.22</td> <td>37.52</td> <td>15.50</td> <td>63.85</td> <td>0.00</td> <td>285</td> <td>305 PEAK</td> </tr> <tr> <td>2</td> <td>10640.00</td> <td>46.15</td> <td>54.00</td> <td>-7.85</td> <td>56.98</td> <td>37.52</td> <td>15.50</td> <td>63.85</td> <td>0.00</td> <td>285</td> <td>305 AVERAGE</td> </tr> <tr> <td>3</td> <td>15960.00</td> <td>64.37</td> <td>74.00</td> <td>-9.63</td> <td>66.63</td> <td>41.62</td> <td>19.39</td> <td>63.27</td> <td>0.00</td> <td>261</td> <td>111 PEAK</td> </tr> <tr> <td>4</td> <td>15960.00</td> <td>50.71</td> <td>54.00</td> <td>-3.29</td> <td>52.96</td> <td>41.63</td> <td>19.39</td> <td>63.27</td> <td>0.00</td> <td>261</td> <td>111 AVERAGE</td> </tr> </tbody> </table>	Limit	Over	Read	Ant	Cable	Preamp	Aux	APos	TPos	Remark	Freq	Level	Line	Limit	Level	Factor	Loss	Factor	Factor		MHz	dBuV/m	dBuV/m	dB	dBuV	dB/m	dB	dB	dB	cm	deg	1	10640.00	57.39	74.00	-16.61	68.22	37.52	15.50	63.85	0.00	285	305 PEAK	2	10640.00	46.15	54.00	-7.85	56.98	37.52	15.50	63.85	0.00	285	305 AVERAGE	3	15960.00	64.37	74.00	-9.63	66.63	41.62	19.39	63.27	0.00	261	111 PEAK	4	15960.00	50.71	54.00	-3.29	52.96	41.63	19.39	63.27	0.00	261	111 AVERAGE
	Limit	Over	Read	Ant	Cable	Preamp	Aux	APos	TPos	Remark																																																																																																																																																						
Freq	Level	Line	Limit	Level	Factor	Loss	Factor	Factor																																																																																																																																																								
MHz	dBuV/m	dBuV/m	dB	dBuV	dB/m	dB	dB	dB	cm	deg																																																																																																																																																						
1	10640.00	49.78	74.00	-24.22	60.61	37.52	15.50	63.85	0.00	100	0 PEAK																																																																																																																																																					
2	10640.00	38.52	54.00	-15.48	49.35	37.52	15.50	63.85	0.00	100	0 AVERAGE																																																																																																																																																					
3	15960.00	62.79	74.00	-11.21	65.05	41.62	19.39	63.27	0.00	300	34 PEAK																																																																																																																																																					
4	15960.00	48.79	54.00	-5.21	51.04	41.63	19.39	63.27	0.00	300	34 AVERAGE																																																																																																																																																					
Limit	Over	Read	Ant	Cable	Preamp	Aux	APos	TPos	Remark																																																																																																																																																							
Freq	Level	Line	Limit	Level	Factor	Loss	Factor	Factor																																																																																																																																																								
MHz	dBuV/m	dBuV/m	dB	dBuV	dB/m	dB	dB	dB	cm	deg																																																																																																																																																						
1	10640.00	57.39	74.00	-16.61	68.22	37.52	15.50	63.85	0.00	285	305 PEAK																																																																																																																																																					
2	10640.00	46.15	54.00	-7.85	56.98	37.52	15.50	63.85	0.00	285	305 AVERAGE																																																																																																																																																					
3	15960.00	64.37	74.00	-9.63	66.63	41.62	19.39	63.27	0.00	261	111 PEAK																																																																																																																																																					
4	15960.00	50.71	54.00	-3.29	52.96	41.63	19.39	63.27	0.00	261	111 AVERAGE																																																																																																																																																					



Mode	20																																																																																																				
	Band Edge																																																																																																				
	U-NII-2C_5.47-5.725_802.11n HT20_CH100_5500MHz																																																																																																				
ANT	1																																																																																																				
Pol.	Horizontal	Fundamental																																																																																																			
Peak	<table border="1"> <thead> <tr> <th>Limit</th> <th>Over</th> <th>Read</th> <th>Ant</th> <th>Cable</th> <th>Preamp</th> <th>Aux</th> <th>APos</th> <th>TPos</th> <th>Remark</th> </tr> <tr> <th>Freq</th> <th>Level</th> <th>Line</th> <th>Limit</th> <th>Level</th> <th>Factor</th> <th>Loss</th> <th>Factor</th> <th>Factor</th> <th></th> </tr> <tr> <th>MHz</th> <th>dBuV/m</th> <th>dBuV/m</th> <th>dB</th> <th>dBuV</th> <th>dB/m</th> <th>dB</th> <th>dB</th> <th>cm</th> <th>deg</th> </tr> </thead> <tbody> <tr> <td>1</td> <td>5457.68</td> <td>58.09</td> <td>74.00</td> <td>-15.91</td> <td>42.32</td> <td>34.88</td> <td>10.96</td> <td>30.07</td> <td>0.00</td> <td>300</td> <td>250</td> <td>PEAK</td> </tr> <tr> <td>2</td> <td>5469.20</td> <td>61.27</td> <td>68.20</td> <td>-6.93</td> <td>45.51</td> <td>34.86</td> <td>10.98</td> <td>30.08</td> <td>0.00</td> <td>300</td> <td>250</td> <td>PEAK</td> </tr> </tbody> </table>	Limit	Over	Read	Ant	Cable	Preamp	Aux	APos	TPos	Remark	Freq	Level	Line	Limit	Level	Factor	Loss	Factor	Factor		MHz	dBuV/m	dBuV/m	dB	dBuV	dB/m	dB	dB	cm	deg	1	5457.68	58.09	74.00	-15.91	42.32	34.88	10.96	30.07	0.00	300	250	PEAK	2	5469.20	61.27	68.20	-6.93	45.51	34.86	10.98	30.08	0.00	300	250	PEAK	<table border="1"> <thead> <tr> <th>Limit</th> <th>Over</th> <th>Read</th> <th>Ant</th> <th>Cable</th> <th>Preamp</th> <th>Aux</th> <th>APos</th> <th>TPos</th> <th>Remark</th> </tr> <tr> <th>Freq</th> <th>Level</th> <th>Line</th> <th>Limit</th> <th>Level</th> <th>Factor</th> <th>Loss</th> <th>Factor</th> <th>Factor</th> <th></th> </tr> <tr> <th>MHz</th> <th>dBuV/m</th> <th>dBuV/m</th> <th>dB</th> <th>dBuV</th> <th>dB/m</th> <th>dB</th> <th>dB</th> <th>cm</th> <th>deg</th> </tr> </thead> <tbody> <tr> <td>1</td> <td>5500.00</td> <td>89.11</td> <td>-----</td> <td>-----</td> <td>80.34</td> <td>34.80</td> <td>11.02</td> <td>37.05</td> <td>0.00</td> <td>100</td> <td>297</td> <td>PEAK</td> </tr> </tbody> </table>	Limit	Over	Read	Ant	Cable	Preamp	Aux	APos	TPos	Remark	Freq	Level	Line	Limit	Level	Factor	Loss	Factor	Factor		MHz	dBuV/m	dBuV/m	dB	dBuV	dB/m	dB	dB	cm	deg	1	5500.00	89.11	-----	-----	80.34	34.80	11.02	37.05	0.00	100	297	PEAK
	Limit	Over	Read	Ant	Cable	Preamp	Aux	APos	TPos	Remark																																																																																											
Freq	Level	Line	Limit	Level	Factor	Loss	Factor	Factor																																																																																													
MHz	dBuV/m	dBuV/m	dB	dBuV	dB/m	dB	dB	cm	deg																																																																																												
1	5457.68	58.09	74.00	-15.91	42.32	34.88	10.96	30.07	0.00	300	250	PEAK																																																																																									
2	5469.20	61.27	68.20	-6.93	45.51	34.86	10.98	30.08	0.00	300	250	PEAK																																																																																									
Limit	Over	Read	Ant	Cable	Preamp	Aux	APos	TPos	Remark																																																																																												
Freq	Level	Line	Limit	Level	Factor	Loss	Factor	Factor																																																																																													
MHz	dBuV/m	dBuV/m	dB	dBuV	dB/m	dB	dB	cm	deg																																																																																												
1	5500.00	89.11	-----	-----	80.34	34.80	11.02	37.05	0.00	100	297	PEAK																																																																																									
Avg	<table border="1"> <thead> <tr> <th>Limit</th> <th>Over</th> <th>Read</th> <th>Ant</th> <th>Cable</th> <th>Preamp</th> <th>Aux</th> <th>APos</th> <th>TPos</th> <th>Remark</th> </tr> <tr> <th>Freq</th> <th>Level</th> <th>Line</th> <th>Limit</th> <th>Level</th> <th>Factor</th> <th>Loss</th> <th>Factor</th> <th>Factor</th> <th></th> </tr> <tr> <th>MHz</th> <th>dBuV/m</th> <th>dBuV/m</th> <th>dB</th> <th>dBuV</th> <th>dB/m</th> <th>dB</th> <th>dB</th> <th>cm</th> <th>deg</th> </tr> </thead> <tbody> <tr> <td>1</td> <td>5459.76</td> <td>47.31</td> <td>54.00</td> <td>-6.69</td> <td>31.54</td> <td>34.88</td> <td>10.97</td> <td>30.08</td> <td>0.00</td> <td>300</td> <td>250</td> <td>AVERAGE</td> </tr> </tbody> </table>	Limit	Over	Read	Ant	Cable	Preamp	Aux	APos	TPos	Remark	Freq	Level	Line	Limit	Level	Factor	Loss	Factor	Factor		MHz	dBuV/m	dBuV/m	dB	dBuV	dB/m	dB	dB	cm	deg	1	5459.76	47.31	54.00	-6.69	31.54	34.88	10.97	30.08	0.00	300	250	AVERAGE	<table border="1"> <thead> <tr> <th>Limit</th> <th>Over</th> <th>Read</th> <th>Ant</th> <th>Cable</th> <th>Preamp</th> <th>Aux</th> <th>APos</th> <th>TPos</th> <th>Remark</th> </tr> <tr> <th>Freq</th> <th>Level</th> <th>Line</th> <th>Limit</th> <th>Level</th> <th>Factor</th> <th>Loss</th> <th>Factor</th> <th>Factor</th> <th></th> </tr> <tr> <th>MHz</th> <th>dBuV/m</th> <th>dBuV/m</th> <th>dB</th> <th>dBuV</th> <th>dB/m</th> <th>dB</th> <th>dB</th> <th>cm</th> <th>deg</th> </tr> </thead> <tbody> <tr> <td>1</td> <td>5500.00</td> <td>79.93</td> <td>-----</td> <td>-----</td> <td>71.16</td> <td>34.80</td> <td>11.02</td> <td>37.05</td> <td>0.00</td> <td>100</td> <td>297</td> <td>AVERAGE</td> </tr> </tbody> </table>	Limit	Over	Read	Ant	Cable	Preamp	Aux	APos	TPos	Remark	Freq	Level	Line	Limit	Level	Factor	Loss	Factor	Factor		MHz	dBuV/m	dBuV/m	dB	dBuV	dB/m	dB	dB	cm	deg	1	5500.00	79.93	-----	-----	71.16	34.80	11.02	37.05	0.00	100	297	AVERAGE													
	Limit	Over	Read	Ant	Cable	Preamp	Aux	APos	TPos	Remark																																																																																											
Freq	Level	Line	Limit	Level	Factor	Loss	Factor	Factor																																																																																													
MHz	dBuV/m	dBuV/m	dB	dBuV	dB/m	dB	dB	cm	deg																																																																																												
1	5459.76	47.31	54.00	-6.69	31.54	34.88	10.97	30.08	0.00	300	250	AVERAGE																																																																																									
Limit	Over	Read	Ant	Cable	Preamp	Aux	APos	TPos	Remark																																																																																												
Freq	Level	Line	Limit	Level	Factor	Loss	Factor	Factor																																																																																													
MHz	dBuV/m	dBuV/m	dB	dBuV	dB/m	dB	dB	cm	deg																																																																																												
1	5500.00	79.93	-----	-----	71.16	34.80	11.02	37.05	0.00	100	297	AVERAGE																																																																																									



Mode	20																																																																																																	
	Band Edge																																																																																																	
	U-NII-2C_5.47-5.725_802.11n HT20_CH100_5500MHz																																																																																																	
ANT	1																																																																																																	
Pol.	Vertical	Fundamental																																																																																																
Peak	 <table border="1"> <thead> <tr> <th>Limit</th> <th>Over</th> <th>Read</th> <th>Ant</th> <th>Cable</th> <th>Preamp</th> <th>Aux</th> <th>APos</th> <th>TPos</th> <th>Remark</th> </tr> <tr> <th>Freq</th> <th>Level</th> <th>Line</th> <th>Limit</th> <th>Level</th> <th>Factor</th> <th>Loss</th> <th>Factor</th> <th>Factor</th> <th></th> </tr> <tr> <th>MHz</th> <th>dBuV/m</th> <th>dBuV/m</th> <th>dB</th> <th>dBuV</th> <th>dB/m</th> <th>dB</th> <th>dB</th> <th>dB</th> <th>cm</th> </tr> </thead> <tbody> <tr> <td>1</td> <td>5459.28</td> <td>57.22</td> <td>74.00</td> <td>-16.78</td> <td>41.45</td> <td>34.88</td> <td>10.97</td> <td>30.08</td> <td>0.00</td> <td>300</td> <td>77 PEAK</td> </tr> <tr> <td>2</td> <td>5478.00</td> <td>61.80</td> <td>68.20</td> <td>-6.40</td> <td>46.04</td> <td>34.86</td> <td>10.98</td> <td>30.08</td> <td>0.00</td> <td>300</td> <td>77 PEAK</td> </tr> </tbody> </table>	Limit	Over	Read	Ant	Cable	Preamp	Aux	APos	TPos	Remark	Freq	Level	Line	Limit	Level	Factor	Loss	Factor	Factor		MHz	dBuV/m	dBuV/m	dB	dBuV	dB/m	dB	dB	dB	cm	1	5459.28	57.22	74.00	-16.78	41.45	34.88	10.97	30.08	0.00	300	77 PEAK	2	5478.00	61.80	68.20	-6.40	46.04	34.86	10.98	30.08	0.00	300	77 PEAK	 <table border="1"> <thead> <tr> <th>Limit</th> <th>Over</th> <th>Read</th> <th>Ant</th> <th>Cable</th> <th>Preamp</th> <th>Aux</th> <th>APos</th> <th>TPos</th> <th>Remark</th> </tr> <tr> <th>Freq</th> <th>Level</th> <th>Line</th> <th>Limit</th> <th>Level</th> <th>Factor</th> <th>Loss</th> <th>Factor</th> <th>Factor</th> <th></th> </tr> <tr> <th>MHz</th> <th>dBuV/m</th> <th>dBuV/m</th> <th>dB</th> <th>dBuV</th> <th>dB/m</th> <th>dB</th> <th>dB</th> <th>dB</th> <th>cm</th> </tr> </thead> <tbody> <tr> <td>1</td> <td>5500.00</td> <td>91.96</td> <td>-----</td> <td>-----</td> <td>83.16</td> <td>34.82</td> <td>11.03</td> <td>37.05</td> <td>0.00</td> <td>100</td> <td>297 PEAK</td> </tr> </tbody> </table>	Limit	Over	Read	Ant	Cable	Preamp	Aux	APos	TPos	Remark	Freq	Level	Line	Limit	Level	Factor	Loss	Factor	Factor		MHz	dBuV/m	dBuV/m	dB	dBuV	dB/m	dB	dB	dB	cm	1	5500.00	91.96	-----	-----	83.16	34.82	11.03	37.05	0.00	100	297 PEAK
	Limit	Over	Read	Ant	Cable	Preamp	Aux	APos	TPos	Remark																																																																																								
Freq	Level	Line	Limit	Level	Factor	Loss	Factor	Factor																																																																																										
MHz	dBuV/m	dBuV/m	dB	dBuV	dB/m	dB	dB	dB	cm																																																																																									
1	5459.28	57.22	74.00	-16.78	41.45	34.88	10.97	30.08	0.00	300	77 PEAK																																																																																							
2	5478.00	61.80	68.20	-6.40	46.04	34.86	10.98	30.08	0.00	300	77 PEAK																																																																																							
Limit	Over	Read	Ant	Cable	Preamp	Aux	APos	TPos	Remark																																																																																									
Freq	Level	Line	Limit	Level	Factor	Loss	Factor	Factor																																																																																										
MHz	dBuV/m	dBuV/m	dB	dBuV	dB/m	dB	dB	dB	cm																																																																																									
1	5500.00	91.96	-----	-----	83.16	34.82	11.03	37.05	0.00	100	297 PEAK																																																																																							
Avg	 <table border="1"> <thead> <tr> <th>Limit</th> <th>Over</th> <th>Read</th> <th>Ant</th> <th>Cable</th> <th>Preamp</th> <th>Aux</th> <th>APos</th> <th>TPos</th> <th>Remark</th> </tr> <tr> <th>Freq</th> <th>Level</th> <th>Line</th> <th>Limit</th> <th>Level</th> <th>Factor</th> <th>Loss</th> <th>Factor</th> <th>Factor</th> <th></th> </tr> <tr> <th>MHz</th> <th>dBuV/m</th> <th>dBuV/m</th> <th>dB</th> <th>dBuV</th> <th>dB/m</th> <th>dB</th> <th>dB</th> <th>dB</th> <th>cm</th> </tr> </thead> <tbody> <tr> <td>1</td> <td>5458.96</td> <td>46.70</td> <td>54.00</td> <td>-7.30</td> <td>30.93</td> <td>34.88</td> <td>10.97</td> <td>30.08</td> <td>0.00</td> <td>300</td> <td>77 AVERAGE</td> </tr> </tbody> </table>	Limit	Over	Read	Ant	Cable	Preamp	Aux	APos	TPos	Remark	Freq	Level	Line	Limit	Level	Factor	Loss	Factor	Factor		MHz	dBuV/m	dBuV/m	dB	dBuV	dB/m	dB	dB	dB	cm	1	5458.96	46.70	54.00	-7.30	30.93	34.88	10.97	30.08	0.00	300	77 AVERAGE	 <table border="1"> <thead> <tr> <th>Limit</th> <th>Over</th> <th>Read</th> <th>Ant</th> <th>Cable</th> <th>Preamp</th> <th>Aux</th> <th>APos</th> <th>TPos</th> <th>Remark</th> </tr> <tr> <th>Freq</th> <th>Level</th> <th>Line</th> <th>Limit</th> <th>Level</th> <th>Factor</th> <th>Loss</th> <th>Factor</th> <th>Factor</th> <th></th> </tr> <tr> <th>MHz</th> <th>dBuV/m</th> <th>dBuV/m</th> <th>dB</th> <th>dBuV</th> <th>dB/m</th> <th>dB</th> <th>dB</th> <th>dB</th> <th>cm</th> </tr> </thead> <tbody> <tr> <td>1</td> <td>5500.00</td> <td>79.93</td> <td>-----</td> <td>-----</td> <td>71.16</td> <td>34.80</td> <td>11.02</td> <td>37.05</td> <td>0.00</td> <td>100</td> <td>297 AVERAGE</td> </tr> </tbody> </table>	Limit	Over	Read	Ant	Cable	Preamp	Aux	APos	TPos	Remark	Freq	Level	Line	Limit	Level	Factor	Loss	Factor	Factor		MHz	dBuV/m	dBuV/m	dB	dBuV	dB/m	dB	dB	dB	cm	1	5500.00	79.93	-----	-----	71.16	34.80	11.02	37.05	0.00	100	297 AVERAGE												
	Limit	Over	Read	Ant	Cable	Preamp	Aux	APos	TPos	Remark																																																																																								
Freq	Level	Line	Limit	Level	Factor	Loss	Factor	Factor																																																																																										
MHz	dBuV/m	dBuV/m	dB	dBuV	dB/m	dB	dB	dB	cm																																																																																									
1	5458.96	46.70	54.00	-7.30	30.93	34.88	10.97	30.08	0.00	300	77 AVERAGE																																																																																							
Limit	Over	Read	Ant	Cable	Preamp	Aux	APos	TPos	Remark																																																																																									
Freq	Level	Line	Limit	Level	Factor	Loss	Factor	Factor																																																																																										
MHz	dBuV/m	dBuV/m	dB	dBuV	dB/m	dB	dB	dB	cm																																																																																									
1	5500.00	79.93	-----	-----	71.16	34.80	11.02	37.05	0.00	100	297 AVERAGE																																																																																							



Mode	20																																																																																																																								
	Harmonic																																																																																																																								
	U-NII-2C_5.47-5.725_802.11n HT20_CH100_5500MHz																																																																																																																								
ANT	1																																																																																																																								
Pol.	Horizontal	Vertical																																																																																																																							
Peak Avg	<table border="1"> <thead> <tr> <th>Limit</th> <th>Over</th> <th>Read</th> <th>Ant</th> <th>Cable</th> <th>Preamp</th> <th>Aux</th> <th>APos</th> <th>TPos</th> </tr> <tr> <th>Freq</th> <th>Level</th> <th>Line</th> <th>Limit</th> <th>Level</th> <th>Factor</th> <th>Loss</th> <th>Factor</th> <th>Factor</th> </tr> <tr> <th>MHz</th> <th>dBuV/m</th> <th>dBuV/m</th> <th>dB</th> <th>dBuV</th> <th>dB/m</th> <th>dB</th> <th>dB</th> <th>dB</th> </tr> </thead> <tbody> <tr> <td>1</td> <td>11000.00</td> <td>45.92</td> <td>74.00</td> <td>-28.08</td> <td>55.91</td> <td>37.70</td> <td>15.76</td> <td>63.45</td> <td>0.00</td> <td>---</td> <td>---</td> <td>PEAK</td> </tr> <tr> <td>2</td> <td>16495.20</td> <td>66.00</td> <td>68.20</td> <td>-2.20</td> <td>68.02</td> <td>42.00</td> <td>19.70</td> <td>63.72</td> <td>0.00</td> <td>---</td> <td>---</td> <td>Peak</td> </tr> </tbody> </table>	Limit	Over	Read	Ant	Cable	Preamp	Aux	APos	TPos	Freq	Level	Line	Limit	Level	Factor	Loss	Factor	Factor	MHz	dBuV/m	dBuV/m	dB	dBuV	dB/m	dB	dB	dB	1	11000.00	45.92	74.00	-28.08	55.91	37.70	15.76	63.45	0.00	---	---	PEAK	2	16495.20	66.00	68.20	-2.20	68.02	42.00	19.70	63.72	0.00	---	---	Peak	<table border="1"> <thead> <tr> <th>Limit</th> <th>Over</th> <th>Read</th> <th>Ant</th> <th>Cable</th> <th>Preamp</th> <th>Aux</th> <th>APos</th> <th>TPos</th> </tr> <tr> <th>Freq</th> <th>Level</th> <th>Line</th> <th>Limit</th> <th>Level</th> <th>Factor</th> <th>Loss</th> <th>Factor</th> <th>Factor</th> </tr> <tr> <th>MHz</th> <th>dBuV/m</th> <th>dBuV/m</th> <th>dB</th> <th>dBuV</th> <th>dB/m</th> <th>dB</th> <th>dB</th> <th>dB</th> </tr> </thead> <tbody> <tr> <td>1</td> <td>11000.00</td> <td>56.47</td> <td>74.00</td> <td>-17.53</td> <td>66.46</td> <td>37.70</td> <td>15.76</td> <td>63.45</td> <td>0.00</td> <td>285</td> <td>277</td> <td>PEAK</td> </tr> <tr> <td>2</td> <td>11000.00</td> <td>44.78</td> <td>54.00</td> <td>-9.22</td> <td>54.77</td> <td>37.70</td> <td>15.76</td> <td>63.45</td> <td>0.00</td> <td>285</td> <td>277</td> <td>AVERAGE</td> </tr> <tr> <td>3</td> <td>16500.70</td> <td>65.47</td> <td>68.20</td> <td>-2.73</td> <td>67.50</td> <td>42.00</td> <td>19.70</td> <td>63.73</td> <td>0.00</td> <td>---</td> <td>---</td> <td>Peak</td> </tr> </tbody> </table>	Limit	Over	Read	Ant	Cable	Preamp	Aux	APos	TPos	Freq	Level	Line	Limit	Level	Factor	Loss	Factor	Factor	MHz	dBuV/m	dBuV/m	dB	dBuV	dB/m	dB	dB	dB	1	11000.00	56.47	74.00	-17.53	66.46	37.70	15.76	63.45	0.00	285	277	PEAK	2	11000.00	44.78	54.00	-9.22	54.77	37.70	15.76	63.45	0.00	285	277	AVERAGE	3	16500.70	65.47	68.20	-2.73	67.50	42.00	19.70	63.73	0.00	---	---	Peak
Limit	Over	Read	Ant	Cable	Preamp	Aux	APos	TPos																																																																																																																	
Freq	Level	Line	Limit	Level	Factor	Loss	Factor	Factor																																																																																																																	
MHz	dBuV/m	dBuV/m	dB	dBuV	dB/m	dB	dB	dB																																																																																																																	
1	11000.00	45.92	74.00	-28.08	55.91	37.70	15.76	63.45	0.00	---	---	PEAK																																																																																																													
2	16495.20	66.00	68.20	-2.20	68.02	42.00	19.70	63.72	0.00	---	---	Peak																																																																																																													
Limit	Over	Read	Ant	Cable	Preamp	Aux	APos	TPos																																																																																																																	
Freq	Level	Line	Limit	Level	Factor	Loss	Factor	Factor																																																																																																																	
MHz	dBuV/m	dBuV/m	dB	dBuV	dB/m	dB	dB	dB																																																																																																																	
1	11000.00	56.47	74.00	-17.53	66.46	37.70	15.76	63.45	0.00	285	277	PEAK																																																																																																													
2	11000.00	44.78	54.00	-9.22	54.77	37.70	15.76	63.45	0.00	285	277	AVERAGE																																																																																																													
3	16500.70	65.47	68.20	-2.73	67.50	42.00	19.70	63.73	0.00	---	---	Peak																																																																																																													



Mode	21																																																																																																																																
	Harmonic																																																																																																																																
	U-NII-2C_5.47-5.725_802.11n HT20_CH116_5580MHz																																																																																																																																
ANT	1																																																																																																																																
Pol.	Horizontal	Vertical																																																																																																																															
Peak Avg	<table border="1"> <thead> <tr> <th>Limit</th> <th>Over</th> <th>Read</th> <th>Ant</th> <th>Cable</th> <th>Preamp</th> <th>Aux</th> <th>APos</th> <th>TPos</th> <th>Remark</th> </tr> <tr> <th>Freq</th> <th>Level</th> <th>Line</th> <th>Limit</th> <th>Level</th> <th>Factor</th> <th>Loss</th> <th>Factor</th> <th>Factor</th> <th></th> </tr> <tr> <th>MHz</th> <th>dBuV/m</th> <th>dBuV/m</th> <th>dB</th> <th>dBuV</th> <th>dB/m</th> <th>dB</th> <th>dB</th> <th>dB</th> <th>cm</th> <th>deg</th> </tr> </thead> <tbody> <tr> <td>1</td> <td>11160.00</td> <td>54.43</td> <td>74.00</td> <td>-19.57</td> <td>63.93</td> <td>37.89</td> <td>15.88</td> <td>63.27</td> <td>0.00</td> <td>300</td> <td>270</td> <td>PEAK</td> </tr> <tr> <td>2</td> <td>11160.00</td> <td>43.96</td> <td>54.00</td> <td>-10.04</td> <td>53.46</td> <td>37.89</td> <td>15.88</td> <td>63.27</td> <td>0.00</td> <td>300</td> <td>270</td> <td>AVERAGE</td> </tr> <tr> <td>3</td> <td>16742.70</td> <td>59.32</td> <td>68.20</td> <td>-8.88</td> <td>61.25</td> <td>42.15</td> <td>19.84</td> <td>63.92</td> <td>0.00</td> <td>---</td> <td>---</td> <td>Peak</td> </tr> </tbody> </table>	Limit	Over	Read	Ant	Cable	Preamp	Aux	APos	TPos	Remark	Freq	Level	Line	Limit	Level	Factor	Loss	Factor	Factor		MHz	dBuV/m	dBuV/m	dB	dBuV	dB/m	dB	dB	dB	cm	deg	1	11160.00	54.43	74.00	-19.57	63.93	37.89	15.88	63.27	0.00	300	270	PEAK	2	11160.00	43.96	54.00	-10.04	53.46	37.89	15.88	63.27	0.00	300	270	AVERAGE	3	16742.70	59.32	68.20	-8.88	61.25	42.15	19.84	63.92	0.00	---	---	Peak	<table border="1"> <thead> <tr> <th>Limit</th> <th>Over</th> <th>Read</th> <th>Ant</th> <th>Cable</th> <th>Preamp</th> <th>Aux</th> <th>APos</th> <th>TPos</th> <th>Remark</th> </tr> <tr> <th>Freq</th> <th>Level</th> <th>Line</th> <th>Limit</th> <th>Level</th> <th>Factor</th> <th>Loss</th> <th>Factor</th> <th>Factor</th> <th></th> </tr> <tr> <th>MHz</th> <th>dBuV/m</th> <th>dBuV/m</th> <th>dB</th> <th>dBuV</th> <th>dB/m</th> <th>dB</th> <th>dB</th> <th>dB</th> <th>cm</th> <th>deg</th> </tr> </thead> <tbody> <tr> <td>1</td> <td>11160.00</td> <td>45.20</td> <td>74.00</td> <td>-28.80</td> <td>54.70</td> <td>37.89</td> <td>15.88</td> <td>63.27</td> <td>0.00</td> <td>---</td> <td>---</td> <td>PEAK</td> </tr> <tr> <td>2</td> <td>16741.60</td> <td>65.98</td> <td>68.20</td> <td>-2.22</td> <td>67.92</td> <td>42.14</td> <td>19.84</td> <td>63.92</td> <td>0.00</td> <td>---</td> <td>---</td> <td>Peak</td> </tr> </tbody> </table>	Limit	Over	Read	Ant	Cable	Preamp	Aux	APos	TPos	Remark	Freq	Level	Line	Limit	Level	Factor	Loss	Factor	Factor		MHz	dBuV/m	dBuV/m	dB	dBuV	dB/m	dB	dB	dB	cm	deg	1	11160.00	45.20	74.00	-28.80	54.70	37.89	15.88	63.27	0.00	---	---	PEAK	2	16741.60	65.98	68.20	-2.22	67.92	42.14	19.84	63.92	0.00	---	---	Peak
	Limit	Over	Read	Ant	Cable	Preamp	Aux	APos	TPos	Remark																																																																																																																							
Freq	Level	Line	Limit	Level	Factor	Loss	Factor	Factor																																																																																																																									
MHz	dBuV/m	dBuV/m	dB	dBuV	dB/m	dB	dB	dB	cm	deg																																																																																																																							
1	11160.00	54.43	74.00	-19.57	63.93	37.89	15.88	63.27	0.00	300	270	PEAK																																																																																																																					
2	11160.00	43.96	54.00	-10.04	53.46	37.89	15.88	63.27	0.00	300	270	AVERAGE																																																																																																																					
3	16742.70	59.32	68.20	-8.88	61.25	42.15	19.84	63.92	0.00	---	---	Peak																																																																																																																					
Limit	Over	Read	Ant	Cable	Preamp	Aux	APos	TPos	Remark																																																																																																																								
Freq	Level	Line	Limit	Level	Factor	Loss	Factor	Factor																																																																																																																									
MHz	dBuV/m	dBuV/m	dB	dBuV	dB/m	dB	dB	dB	cm	deg																																																																																																																							
1	11160.00	45.20	74.00	-28.80	54.70	37.89	15.88	63.27	0.00	---	---	PEAK																																																																																																																					
2	16741.60	65.98	68.20	-2.22	67.92	42.14	19.84	63.92	0.00	---	---	Peak																																																																																																																					



Mode	22																																																																																									
	Band Edge																																																																																									
	U-NII-2C_5.47-5.725_802.11n HT20_CH140_5700MHz																																																																																									
ANT	1																																																																																									
Pol.	Horizontal	Fundamental																																																																																								
Peak	<table border="1"> <thead> <tr> <th>Limit</th> <th>Over</th> <th>Read</th> <th>Ant</th> <th>Cable</th> <th>Preamp</th> <th>Aux</th> <th>Apos</th> <th>TPos</th> <th>Remark</th> </tr> <tr> <th>Freq</th> <th>Level</th> <th>Line</th> <th>Limit</th> <th>Level</th> <th>Factor</th> <th>Loss</th> <th>Factor</th> <th>Factor</th> <th></th> </tr> <tr> <th>MHz</th> <th>dBuV/m</th> <th>dBuV/m</th> <th>dB</th> <th>dBuV</th> <th>dB/m</th> <th>dB</th> <th>dB</th> <th>dB</th> <th>cm</th> <th>deg</th> </tr> </thead> <tbody> <tr> <td>1</td> <td>5733.32</td> <td>63.39</td> <td>68.20</td> <td>-4.81</td> <td>46.76</td> <td>35.37</td> <td>11.34</td> <td>30.08</td> <td>0.00</td> <td>300</td> <td>253</td> <td>PEAK</td> </tr> </tbody> </table>	Limit	Over	Read	Ant	Cable	Preamp	Aux	Apos	TPos	Remark	Freq	Level	Line	Limit	Level	Factor	Loss	Factor	Factor		MHz	dBuV/m	dBuV/m	dB	dBuV	dB/m	dB	dB	dB	cm	deg	1	5733.32	63.39	68.20	-4.81	46.76	35.37	11.34	30.08	0.00	300	253	PEAK	<table border="1"> <thead> <tr> <th>Limit</th> <th>Over</th> <th>Read</th> <th>Ant</th> <th>Cable</th> <th>Preamp</th> <th>Aux</th> <th>Apos</th> <th>TPos</th> <th>Remark</th> </tr> <tr> <th>Freq</th> <th>Level</th> <th>Line</th> <th>Limit</th> <th>Level</th> <th>Factor</th> <th>Loss</th> <th>Factor</th> <th>Factor</th> <th></th> </tr> <tr> <th>MHz</th> <th>dBuV/m</th> <th>dBuV/m</th> <th>dB</th> <th>dBuV</th> <th>dB/m</th> <th>dB</th> <th>dB</th> <th>dB</th> <th>cm</th> <th>deg</th> </tr> </thead> <tbody> <tr> <td>1</td> <td>5700.00</td> <td>96.46</td> <td>-----</td> <td>-----</td> <td>86.98</td> <td>35.30</td> <td>11.29</td> <td>37.11</td> <td>0.00</td> <td>100</td> <td>297</td> <td>PEAK</td> </tr> </tbody> </table>	Limit	Over	Read	Ant	Cable	Preamp	Aux	Apos	TPos	Remark	Freq	Level	Line	Limit	Level	Factor	Loss	Factor	Factor		MHz	dBuV/m	dBuV/m	dB	dBuV	dB/m	dB	dB	dB	cm	deg	1	5700.00	96.46	-----	-----	86.98	35.30	11.29	37.11	0.00	100	297	PEAK
	Limit	Over	Read	Ant	Cable	Preamp	Aux	Apos	TPos	Remark																																																																																
Freq	Level	Line	Limit	Level	Factor	Loss	Factor	Factor																																																																																		
MHz	dBuV/m	dBuV/m	dB	dBuV	dB/m	dB	dB	dB	cm	deg																																																																																
1	5733.32	63.39	68.20	-4.81	46.76	35.37	11.34	30.08	0.00	300	253	PEAK																																																																														
Limit	Over	Read	Ant	Cable	Preamp	Aux	Apos	TPos	Remark																																																																																	
Freq	Level	Line	Limit	Level	Factor	Loss	Factor	Factor																																																																																		
MHz	dBuV/m	dBuV/m	dB	dBuV	dB/m	dB	dB	dB	cm	deg																																																																																
1	5700.00	96.46	-----	-----	86.98	35.30	11.29	37.11	0.00	100	297	PEAK																																																																														
Avg	Blank	<table border="1"> <thead> <tr> <th>Limit</th> <th>Over</th> <th>Read</th> <th>Ant</th> <th>Cable</th> <th>Preamp</th> <th>Aux</th> <th>Apos</th> <th>TPos</th> <th>Remark</th> </tr> <tr> <th>Freq</th> <th>Level</th> <th>Line</th> <th>Limit</th> <th>Level</th> <th>Factor</th> <th>Loss</th> <th>Factor</th> <th>Factor</th> <th></th> </tr> <tr> <th>MHz</th> <th>dBuV/m</th> <th>dBuV/m</th> <th>dB</th> <th>dBuV</th> <th>dB/m</th> <th>dB</th> <th>dB</th> <th>dB</th> <th>cm</th> <th>deg</th> </tr> </thead> <tbody> <tr> <td>1</td> <td>5700.00</td> <td>89.30</td> <td>-----</td> <td>-----</td> <td>79.81</td> <td>35.31</td> <td>11.30</td> <td>37.12</td> <td>0.00</td> <td>100</td> <td>297</td> <td>AVERAGE</td> </tr> </tbody> </table>	Limit	Over	Read	Ant	Cable	Preamp	Aux	Apos	TPos	Remark	Freq	Level	Line	Limit	Level	Factor	Loss	Factor	Factor		MHz	dBuV/m	dBuV/m	dB	dBuV	dB/m	dB	dB	dB	cm	deg	1	5700.00	89.30	-----	-----	79.81	35.31	11.30	37.12	0.00	100	297	AVERAGE																																												
Limit	Over	Read	Ant	Cable	Preamp	Aux	Apos	TPos	Remark																																																																																	
Freq	Level	Line	Limit	Level	Factor	Loss	Factor	Factor																																																																																		
MHz	dBuV/m	dBuV/m	dB	dBuV	dB/m	dB	dB	dB	cm	deg																																																																																
1	5700.00	89.30	-----	-----	79.81	35.31	11.30	37.12	0.00	100	297	AVERAGE																																																																														

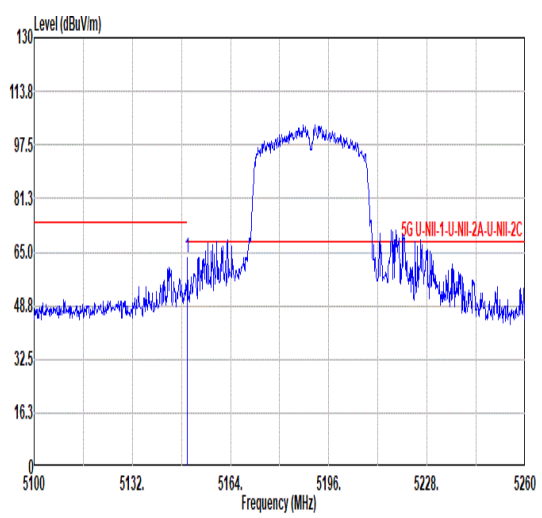
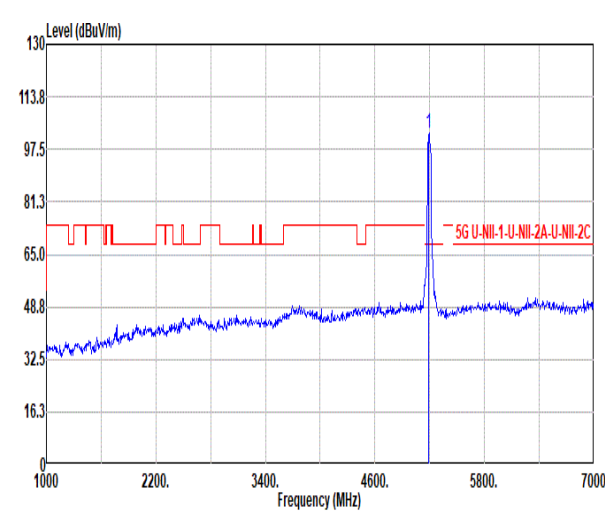
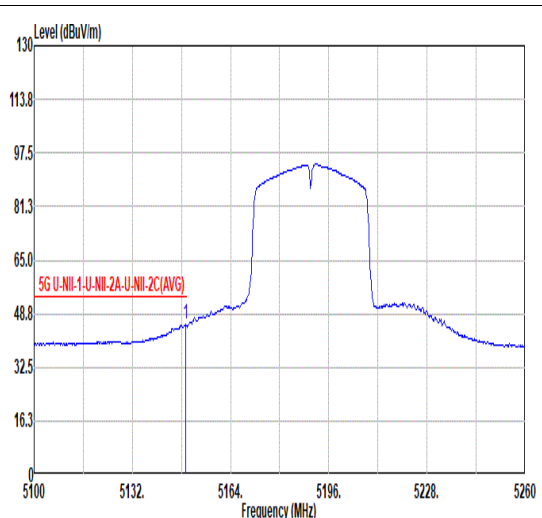
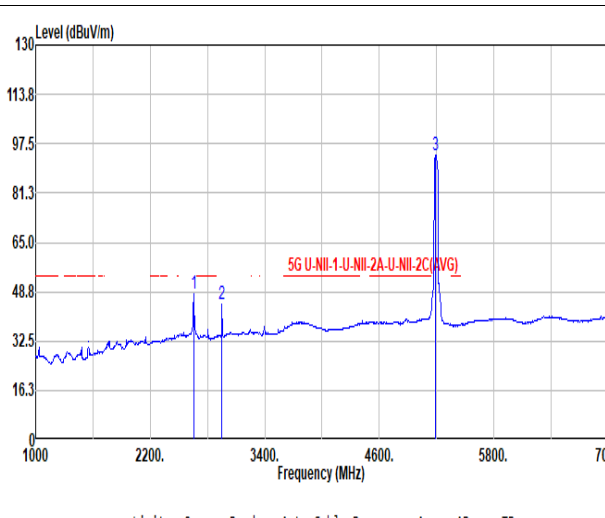


Mode	22																																																																																									
	Band Edge																																																																																									
	U-NII-2C_5.47-5.725_802.11n HT20_CH140_5700MHz																																																																																									
ANT	1																																																																																									
Pol.	Vertical	Fundamental																																																																																								
Peak	<table border="1"> <thead> <tr> <th>Limit</th> <th>Over</th> <th>Read</th> <th>Ant</th> <th>Cable</th> <th>Preamp</th> <th>Aux</th> <th>APos</th> <th>TPos</th> <th>Remark</th> </tr> <tr> <th>Freq</th> <th>Level</th> <th>Line</th> <th>Limit</th> <th>Level</th> <th>Factor</th> <th>Loss</th> <th>Factor</th> <th>Factor</th> <th></th> </tr> <tr> <th>MHz</th> <th>dBuV/m</th> <th>dBuV/m</th> <th>dB</th> <th>dBuV</th> <th>dB/m</th> <th>dB</th> <th>dB</th> <th>dB</th> <th>cm</th> <th>deg</th> </tr> </thead> <tbody> <tr> <td>1</td> <td>5725.32</td> <td>60.20</td> <td>68.20</td> <td>-8.00</td> <td>43.60</td> <td>35.35</td> <td>11.33</td> <td>30.08</td> <td>0.00</td> <td>219</td> <td>87</td> <td>PEAK</td> </tr> </tbody> </table>	Limit	Over	Read	Ant	Cable	Preamp	Aux	APos	TPos	Remark	Freq	Level	Line	Limit	Level	Factor	Loss	Factor	Factor		MHz	dBuV/m	dBuV/m	dB	dBuV	dB/m	dB	dB	dB	cm	deg	1	5725.32	60.20	68.20	-8.00	43.60	35.35	11.33	30.08	0.00	219	87	PEAK	<table border="1"> <thead> <tr> <th>Limit</th> <th>Over</th> <th>Read</th> <th>Ant</th> <th>Cable</th> <th>Preamp</th> <th>Aux</th> <th>APos</th> <th>TPos</th> <th>Remark</th> </tr> <tr> <th>Freq</th> <th>Level</th> <th>Line</th> <th>Limit</th> <th>Level</th> <th>Factor</th> <th>Loss</th> <th>Factor</th> <th>Factor</th> <th></th> </tr> <tr> <th>MHz</th> <th>dBuV/m</th> <th>dBuV/m</th> <th>dB</th> <th>dBuV</th> <th>dB/m</th> <th>dB</th> <th>dB</th> <th>dB</th> <th>cm</th> <th>deg</th> </tr> </thead> <tbody> <tr> <td>1</td> <td>5700.00</td> <td>98.00</td> <td>-----</td> <td>-----</td> <td>88.51</td> <td>35.31</td> <td>11.30</td> <td>37.12</td> <td>0.00</td> <td>100</td> <td>297</td> <td>PEAK</td> </tr> </tbody> </table>	Limit	Over	Read	Ant	Cable	Preamp	Aux	APos	TPos	Remark	Freq	Level	Line	Limit	Level	Factor	Loss	Factor	Factor		MHz	dBuV/m	dBuV/m	dB	dBuV	dB/m	dB	dB	dB	cm	deg	1	5700.00	98.00	-----	-----	88.51	35.31	11.30	37.12	0.00	100	297	PEAK
Limit	Over	Read	Ant	Cable	Preamp	Aux	APos	TPos	Remark																																																																																	
Freq	Level	Line	Limit	Level	Factor	Loss	Factor	Factor																																																																																		
MHz	dBuV/m	dBuV/m	dB	dBuV	dB/m	dB	dB	dB	cm	deg																																																																																
1	5725.32	60.20	68.20	-8.00	43.60	35.35	11.33	30.08	0.00	219	87	PEAK																																																																														
Limit	Over	Read	Ant	Cable	Preamp	Aux	APos	TPos	Remark																																																																																	
Freq	Level	Line	Limit	Level	Factor	Loss	Factor	Factor																																																																																		
MHz	dBuV/m	dBuV/m	dB	dBuV	dB/m	dB	dB	dB	cm	deg																																																																																
1	5700.00	98.00	-----	-----	88.51	35.31	11.30	37.12	0.00	100	297	PEAK																																																																														
Avg	Blank	<table border="1"> <thead> <tr> <th>Limit</th> <th>Over</th> <th>Read</th> <th>Ant</th> <th>Cable</th> <th>Preamp</th> <th>Aux</th> <th>APos</th> <th>TPos</th> <th>Remark</th> </tr> <tr> <th>Freq</th> <th>Level</th> <th>Line</th> <th>Limit</th> <th>Level</th> <th>Factor</th> <th>Loss</th> <th>Factor</th> <th>Factor</th> <th></th> </tr> <tr> <th>MHz</th> <th>dBuV/m</th> <th>dBuV/m</th> <th>dB</th> <th>dBuV</th> <th>dB/m</th> <th>dB</th> <th>dB</th> <th>dB</th> <th>cm</th> <th>deg</th> </tr> </thead> <tbody> <tr> <td>1</td> <td>5700.00</td> <td>89.29</td> <td>-----</td> <td>-----</td> <td>79.80</td> <td>35.31</td> <td>11.30</td> <td>37.12</td> <td>0.00</td> <td>100</td> <td>297</td> <td>AVERAGE</td> </tr> </tbody> </table>	Limit	Over	Read	Ant	Cable	Preamp	Aux	APos	TPos	Remark	Freq	Level	Line	Limit	Level	Factor	Loss	Factor	Factor		MHz	dBuV/m	dBuV/m	dB	dBuV	dB/m	dB	dB	dB	cm	deg	1	5700.00	89.29	-----	-----	79.80	35.31	11.30	37.12	0.00	100	297	AVERAGE																																												
Limit	Over	Read	Ant	Cable	Preamp	Aux	APos	TPos	Remark																																																																																	
Freq	Level	Line	Limit	Level	Factor	Loss	Factor	Factor																																																																																		
MHz	dBuV/m	dBuV/m	dB	dBuV	dB/m	dB	dB	dB	cm	deg																																																																																
1	5700.00	89.29	-----	-----	79.80	35.31	11.30	37.12	0.00	100	297	AVERAGE																																																																														



Mode	22																																																																																																																																												
	Harmonic																																																																																																																																												
	U-NII-2C_5.47-5.725_802.11n HT20_CH140_5700MHz																																																																																																																																												
ANT	1																																																																																																																																												
Pol.	Horizontal	Vertical																																																																																																																																											
Peak Avg																																																																																																																																													
	<table border="1"> <thead> <tr> <th>Limit</th> <th>Over</th> <th>Read</th> <th>Ant</th> <th>Cable</th> <th>Preamp</th> <th>Aux</th> <th>APos</th> <th>TPos</th> <th>Remark</th> </tr> <tr> <th>Freq</th> <th>Level</th> <th>Line</th> <th>Limit</th> <th>Level</th> <th>Factor</th> <th>Loss</th> <th>Factor</th> <th>Factor</th> <th></th> </tr> <tr> <th>MHz</th> <th>dBuV/m</th> <th>dBuV/m</th> <th>dB</th> <th>dBuV</th> <th>dB/m</th> <th>dB</th> <th>dB</th> <th>dB</th> <th>cm</th> <th>deg</th> </tr> </thead> <tbody> <tr> <td>1</td> <td>11400.00</td> <td>55.77</td> <td>74.00</td> <td>-18.23</td> <td>64.55</td> <td>38.18</td> <td>16.05</td> <td>63.01</td> <td>0.00</td> <td>294</td> <td>294</td> <td>PEAK</td> </tr> <tr> <td>2</td> <td>11400.00</td> <td>45.78</td> <td>54.00</td> <td>-8.22</td> <td>54.56</td> <td>38.18</td> <td>16.05</td> <td>63.01</td> <td>0.00</td> <td>294</td> <td>294</td> <td>AVERAGE</td> </tr> <tr> <td>3</td> <td>17092.50</td> <td>61.67</td> <td>68.20</td> <td>-6.53</td> <td>63.56</td> <td>42.20</td> <td>20.06</td> <td>64.15</td> <td>0.00</td> <td>---</td> <td>---</td> <td>Peak</td> </tr> </tbody> </table>	Limit	Over	Read	Ant	Cable	Preamp	Aux	APos	TPos	Remark	Freq	Level	Line	Limit	Level	Factor	Loss	Factor	Factor		MHz	dBuV/m	dBuV/m	dB	dBuV	dB/m	dB	dB	dB	cm	deg	1	11400.00	55.77	74.00	-18.23	64.55	38.18	16.05	63.01	0.00	294	294	PEAK	2	11400.00	45.78	54.00	-8.22	54.56	38.18	16.05	63.01	0.00	294	294	AVERAGE	3	17092.50	61.67	68.20	-6.53	63.56	42.20	20.06	64.15	0.00	---	---	Peak	<table border="1"> <thead> <tr> <th>Limit</th> <th>Over</th> <th>Read</th> <th>Ant</th> <th>Cable</th> <th>Preamp</th> <th>Aux</th> <th>APos</th> <th>TPos</th> <th>Remark</th> </tr> <tr> <th>Freq</th> <th>Level</th> <th>Line</th> <th>Limit</th> <th>Level</th> <th>Factor</th> <th>Loss</th> <th>Factor</th> <th>Factor</th> <th></th> </tr> <tr> <th>MHz</th> <th>dBuV/m</th> <th>dBuV/m</th> <th>dB</th> <th>dBuV</th> <th>dB/m</th> <th>dB</th> <th>dB</th> <th>dB</th> <th>cm</th> <th>deg</th> </tr> </thead> <tbody> <tr> <td>1</td> <td>11400.00</td> <td>54.27</td> <td>74.00</td> <td>-19.73</td> <td>63.05</td> <td>38.18</td> <td>16.05</td> <td>63.01</td> <td>0.00</td> <td>306</td> <td>306</td> <td>PEAK</td> </tr> <tr> <td>2</td> <td>11400.00</td> <td>44.20</td> <td>54.00</td> <td>-9.80</td> <td>52.98</td> <td>38.18</td> <td>16.05</td> <td>63.01</td> <td>0.00</td> <td>306</td> <td>306</td> <td>AVERAGE</td> </tr> <tr> <td>3</td> <td>17101.30</td> <td>66.01</td> <td>68.20</td> <td>-2.19</td> <td>67.90</td> <td>42.19</td> <td>20.07</td> <td>64.15</td> <td>0.00</td> <td>---</td> <td>---</td> <td>Peak</td> </tr> </tbody> </table>	Limit	Over	Read	Ant	Cable	Preamp	Aux	APos	TPos	Remark	Freq	Level	Line	Limit	Level	Factor	Loss	Factor	Factor		MHz	dBuV/m	dBuV/m	dB	dBuV	dB/m	dB	dB	dB	cm	deg	1	11400.00	54.27	74.00	-19.73	63.05	38.18	16.05	63.01	0.00	306	306	PEAK	2	11400.00	44.20	54.00	-9.80	52.98	38.18	16.05	63.01	0.00	306	306	AVERAGE	3	17101.30	66.01	68.20	-2.19	67.90	42.19	20.07	64.15	0.00	---	---
Limit	Over	Read	Ant	Cable	Preamp	Aux	APos	TPos	Remark																																																																																																																																				
Freq	Level	Line	Limit	Level	Factor	Loss	Factor	Factor																																																																																																																																					
MHz	dBuV/m	dBuV/m	dB	dBuV	dB/m	dB	dB	dB	cm	deg																																																																																																																																			
1	11400.00	55.77	74.00	-18.23	64.55	38.18	16.05	63.01	0.00	294	294	PEAK																																																																																																																																	
2	11400.00	45.78	54.00	-8.22	54.56	38.18	16.05	63.01	0.00	294	294	AVERAGE																																																																																																																																	
3	17092.50	61.67	68.20	-6.53	63.56	42.20	20.06	64.15	0.00	---	---	Peak																																																																																																																																	
Limit	Over	Read	Ant	Cable	Preamp	Aux	APos	TPos	Remark																																																																																																																																				
Freq	Level	Line	Limit	Level	Factor	Loss	Factor	Factor																																																																																																																																					
MHz	dBuV/m	dBuV/m	dB	dBuV	dB/m	dB	dB	dB	cm	deg																																																																																																																																			
1	11400.00	54.27	74.00	-19.73	63.05	38.18	16.05	63.01	0.00	306	306	PEAK																																																																																																																																	
2	11400.00	44.20	54.00	-9.80	52.98	38.18	16.05	63.01	0.00	306	306	AVERAGE																																																																																																																																	
3	17101.30	66.01	68.20	-2.19	67.90	42.19	20.07	64.15	0.00	---	---	Peak																																																																																																																																	



		23																																																																																																																				
Mode	Band Edge - L																																																																																																																					
	U-NII-1_5.15-5.25_802.11n HT40_CH38_5190MHz																																																																																																																					
ANT	1																																																																																																																					
Pol.	Horizontal	Fundamental																																																																																																																				
Peak	 <p>Level (dBuV/m)</p> <p>Frequency (MHz)</p> <p>5G U-NII-1-U-NII-2A-U-NII-2C</p> <table border="1"> <thead> <tr> <th>Limit</th> <th>Read</th> <th>Ant</th> <th>Cable</th> <th>Preamp</th> <th>Aux</th> <th>APos</th> <th>TPos</th> <th>Remark</th> </tr> <tr> <th>Freq</th> <th>Level</th> <th>Line Margin</th> <th>Level Factor</th> <th>Loss Factor</th> <th>Factor</th> <th></th> <th></th> <th></th> </tr> <tr> <th>MHz</th> <th>dBuV/m</th> <th>dBuV/m</th> <th>dB</th> <th>dBuV</th> <th>dB/m</th> <th>dB</th> <th>dB</th> <th>cm</th> <th>deg</th> </tr> </thead> <tbody> <tr> <td>1</td> <td>5149.92</td> <td>63.07</td> <td>74.00</td> <td>-10.93</td> <td>54.77</td> <td>34.75</td> <td>10.65</td> <td>37.10</td> <td>0.00</td> <td>358</td> <td>98</td> <td>PEAK</td> </tr> </tbody> </table>	Limit	Read	Ant	Cable	Preamp	Aux	APos	TPos	Remark	Freq	Level	Line Margin	Level Factor	Loss Factor	Factor				MHz	dBuV/m	dBuV/m	dB	dBuV	dB/m	dB	dB	cm	deg	1	5149.92	63.07	74.00	-10.93	54.77	34.75	10.65	37.10	0.00	358	98	PEAK	 <p>Level (dBuV/m)</p> <p>Frequency (MHz)</p> <p>5G U-NII-1-U-NII-2A-U-NII-2C</p> <table border="1"> <thead> <tr> <th>Limit</th> <th>Read</th> <th>Ant</th> <th>Cable</th> <th>Preamp</th> <th>Aux</th> <th>APos</th> <th>TPos</th> <th>Remark</th> </tr> <tr> <th>Freq</th> <th>Level</th> <th>Line Margin</th> <th>Level Factor</th> <th>Loss Factor</th> <th>Factor</th> <th></th> <th></th> <th></th> </tr> <tr> <th>MHz</th> <th>dBuV/m</th> <th>dBuV/m</th> <th>dB</th> <th>dBuV</th> <th>dB/m</th> <th>dB</th> <th>dB</th> <th>cm</th> <th>deg</th> </tr> </thead> <tbody> <tr> <td>1</td> <td>5190.00</td> <td>102.44</td> <td>-----</td> <td>-----</td> <td>93.95</td> <td>34.88</td> <td>10.70</td> <td>37.09</td> <td>0.00</td> <td>358</td> <td>98</td> <td>PEAK</td> </tr> </tbody> </table>	Limit	Read	Ant	Cable	Preamp	Aux	APos	TPos	Remark	Freq	Level	Line Margin	Level Factor	Loss Factor	Factor				MHz	dBuV/m	dBuV/m	dB	dBuV	dB/m	dB	dB	cm	deg	1	5190.00	102.44	-----	-----	93.95	34.88	10.70	37.09	0.00	358	98	PEAK																																		
	Limit	Read	Ant	Cable	Preamp	Aux	APos	TPos	Remark																																																																																																													
Freq	Level	Line Margin	Level Factor	Loss Factor	Factor																																																																																																																	
MHz	dBuV/m	dBuV/m	dB	dBuV	dB/m	dB	dB	cm	deg																																																																																																													
1	5149.92	63.07	74.00	-10.93	54.77	34.75	10.65	37.10	0.00	358	98	PEAK																																																																																																										
Limit	Read	Ant	Cable	Preamp	Aux	APos	TPos	Remark																																																																																																														
Freq	Level	Line Margin	Level Factor	Loss Factor	Factor																																																																																																																	
MHz	dBuV/m	dBuV/m	dB	dBuV	dB/m	dB	dB	cm	deg																																																																																																													
1	5190.00	102.44	-----	-----	93.95	34.88	10.70	37.09	0.00	358	98	PEAK																																																																																																										
Avg	 <p>Level (dBuV/m)</p> <p>Frequency (MHz)</p> <p>5G U-NII-1-U-NII-2A-U-NII-2C(AVG)</p> <table border="1"> <thead> <tr> <th>Limit</th> <th>Read</th> <th>Ant</th> <th>Cable</th> <th>Preamp</th> <th>Aux</th> <th>APos</th> <th>TPos</th> <th>Remark</th> </tr> <tr> <th>Freq</th> <th>Level</th> <th>Line Margin</th> <th>Level Factor</th> <th>Loss Factor</th> <th>Factor</th> <th></th> <th></th> <th></th> </tr> <tr> <th>MHz</th> <th>dBuV/m</th> <th>dBuV/m</th> <th>dB</th> <th>dBuV</th> <th>dB/m</th> <th>dB</th> <th>dB</th> <th>cm</th> <th>deg</th> </tr> </thead> <tbody> <tr> <td>1</td> <td>5149.44</td> <td>45.56</td> <td>54.00</td> <td>-8.44</td> <td>37.26</td> <td>34.75</td> <td>10.65</td> <td>37.10</td> <td>0.00</td> <td>358</td> <td>98</td> <td>AVERAGE</td> </tr> </tbody> </table>	Limit	Read	Ant	Cable	Preamp	Aux	APos	TPos	Remark	Freq	Level	Line Margin	Level Factor	Loss Factor	Factor				MHz	dBuV/m	dBuV/m	dB	dBuV	dB/m	dB	dB	cm	deg	1	5149.44	45.56	54.00	-8.44	37.26	34.75	10.65	37.10	0.00	358	98	AVERAGE	 <p>Level (dBuV/m)</p> <p>Frequency (MHz)</p> <p>5G U-NII-1-U-NII-2A-U-NII-2C(AVG)</p> <table border="1"> <thead> <tr> <th>Limit</th> <th>Over</th> <th>Read</th> <th>Ant</th> <th>Cable</th> <th>Preamp</th> <th>Aux</th> <th>APos</th> <th>TPos</th> <th>Remark</th> </tr> <tr> <th>Freq</th> <th>Level</th> <th>Line</th> <th>Limit</th> <th>Level</th> <th>Factor</th> <th>Loss</th> <th>Factor</th> <th>Factor</th> <th>Factor</th> <th></th> <th></th> <th></th> </tr> <tr> <th>MHz</th> <th>dBuV/m</th> <th>dBuV/m</th> <th>dB</th> <th>dBuV</th> <th>dB/m</th> <th>dB</th> <th>dB</th> <th>dB</th> <th>dB</th> <th>cm</th> <th>deg</th> <th></th> </tr> </thead> <tbody> <tr> <td>1</td> <td>2656.00</td> <td>48.22</td> <td>-----</td> <td>-----</td> <td>44.31</td> <td>33.11</td> <td>7.60</td> <td>36.80</td> <td>0.00</td> <td>358</td> <td>98</td> <td>Average</td> </tr> <tr> <td>2</td> <td>2950.00</td> <td>44.83</td> <td>-----</td> <td>-----</td> <td>40.66</td> <td>32.95</td> <td>7.96</td> <td>36.74</td> <td>0.00</td> <td>358</td> <td>98</td> <td>Average</td> </tr> <tr> <td>3</td> <td>5190.00</td> <td>93.88</td> <td>-----</td> <td>-----</td> <td>85.39</td> <td>34.88</td> <td>10.70</td> <td>37.09</td> <td>0.00</td> <td>358</td> <td>98</td> <td>AVERAGE</td> </tr> </tbody> </table>	Limit	Over	Read	Ant	Cable	Preamp	Aux	APos	TPos	Remark	Freq	Level	Line	Limit	Level	Factor	Loss	Factor	Factor	Factor				MHz	dBuV/m	dBuV/m	dB	dBuV	dB/m	dB	dB	dB	dB	cm	deg		1	2656.00	48.22	-----	-----	44.31	33.11	7.60	36.80	0.00	358	98	Average	2	2950.00	44.83	-----	-----	40.66	32.95	7.96	36.74	0.00	358	98	Average	3	5190.00	93.88	-----	-----	85.39	34.88	10.70	37.09	0.00	358	98	AVERAGE
	Limit	Read	Ant	Cable	Preamp	Aux	APos	TPos	Remark																																																																																																													
Freq	Level	Line Margin	Level Factor	Loss Factor	Factor																																																																																																																	
MHz	dBuV/m	dBuV/m	dB	dBuV	dB/m	dB	dB	cm	deg																																																																																																													
1	5149.44	45.56	54.00	-8.44	37.26	34.75	10.65	37.10	0.00	358	98	AVERAGE																																																																																																										
Limit	Over	Read	Ant	Cable	Preamp	Aux	APos	TPos	Remark																																																																																																													
Freq	Level	Line	Limit	Level	Factor	Loss	Factor	Factor	Factor																																																																																																													
MHz	dBuV/m	dBuV/m	dB	dBuV	dB/m	dB	dB	dB	dB	cm	deg																																																																																																											
1	2656.00	48.22	-----	-----	44.31	33.11	7.60	36.80	0.00	358	98	Average																																																																																																										
2	2950.00	44.83	-----	-----	40.66	32.95	7.96	36.74	0.00	358	98	Average																																																																																																										
3	5190.00	93.88	-----	-----	85.39	34.88	10.70	37.09	0.00	358	98	AVERAGE																																																																																																										



Mode	23																																										
	Band Edge - R																																										
	U-NII-1_5.15-5.25_802.11n HT40_CH38_5190MHz																																										
ANT	1																																										
Pol.	Horizontal	Fundamental																																									
Peak	<table border="1"> <thead> <tr> <th>Limit</th> <th>Read</th> <th>Ant</th> <th>Cable</th> <th>Preamp</th> <th>Aux</th> <th>APos</th> <th>TPos</th> <th>Remark</th> </tr> <tr> <th>Freq</th> <th>Level</th> <th>Line</th> <th>Margin</th> <th>Level</th> <th>Factor</th> <th>Loss</th> <th>Factor</th> <th>Factor</th> </tr> <tr> <th>MHz</th> <th>dBuV/m</th> <th>dBuV/m</th> <th>dB</th> <th>dBuV</th> <th>dB/m</th> <th>dB</th> <th>dB</th> <th>cm</th> <th>deg</th> </tr> </thead> <tbody> <tr> <td>1</td> <td>5455.95</td> <td>48.27</td> <td>74.00</td> <td>-25.73</td> <td>39.48</td> <td>34.89</td> <td>10.96</td> <td>37.06</td> <td>0.00</td> <td>358</td> <td>98</td> <td>PEAK</td> </tr> </tbody> </table>	Limit	Read	Ant	Cable	Preamp	Aux	APos	TPos	Remark	Freq	Level	Line	Margin	Level	Factor	Loss	Factor	Factor	MHz	dBuV/m	dBuV/m	dB	dBuV	dB/m	dB	dB	cm	deg	1	5455.95	48.27	74.00	-25.73	39.48	34.89	10.96	37.06	0.00	358	98	PEAK	Blank
Limit	Read	Ant	Cable	Preamp	Aux	APos	TPos	Remark																																			
Freq	Level	Line	Margin	Level	Factor	Loss	Factor	Factor																																			
MHz	dBuV/m	dBuV/m	dB	dBuV	dB/m	dB	dB	cm	deg																																		
1	5455.95	48.27	74.00	-25.73	39.48	34.89	10.96	37.06	0.00	358	98	PEAK																															
Avg	<table border="1"> <thead> <tr> <th>Limit</th> <th>Read</th> <th>Ant</th> <th>Cable</th> <th>Preamp</th> <th>Aux</th> <th>APos</th> <th>TPos</th> <th>Remark</th> </tr> <tr> <th>Freq</th> <th>Level</th> <th>Line</th> <th>Margin</th> <th>Level</th> <th>Factor</th> <th>Loss</th> <th>Factor</th> <th>Factor</th> </tr> <tr> <th>MHz</th> <th>dBuV/m</th> <th>dBuV/m</th> <th>dB</th> <th>dBuV</th> <th>dB/m</th> <th>dB</th> <th>dB</th> <th>cm</th> <th>deg</th> </tr> </thead> <tbody> <tr> <td>1</td> <td>5455.41</td> <td>38.40</td> <td>54.00</td> <td>-15.60</td> <td>29.61</td> <td>34.89</td> <td>10.96</td> <td>37.06</td> <td>0.00</td> <td>358</td> <td>98</td> <td>AVERAGE</td> </tr> </tbody> </table>	Limit	Read	Ant	Cable	Preamp	Aux	APos	TPos	Remark	Freq	Level	Line	Margin	Level	Factor	Loss	Factor	Factor	MHz	dBuV/m	dBuV/m	dB	dBuV	dB/m	dB	dB	cm	deg	1	5455.41	38.40	54.00	-15.60	29.61	34.89	10.96	37.06	0.00	358	98	AVERAGE	Blank
Limit	Read	Ant	Cable	Preamp	Aux	APos	TPos	Remark																																			
Freq	Level	Line	Margin	Level	Factor	Loss	Factor	Factor																																			
MHz	dBuV/m	dBuV/m	dB	dBuV	dB/m	dB	dB	cm	deg																																		
1	5455.41	38.40	54.00	-15.60	29.61	34.89	10.96	37.06	0.00	358	98	AVERAGE																															



		23																																																																																		
Mode	Band Edge - L																																																																																			
	U-NII-1_5.15-5.25_802.11n_HT40_CH38_5190MHz																																																																																			
ANT	1																																																																																			
Pol.	Vertical	Fundamental																																																																																		
Peak	<table border="1"> <thead> <tr> <th>Limit</th> <th>Read</th> <th>Ant</th> <th>Cable</th> <th>Preamp</th> <th>Aux</th> <th>APos</th> <th>TPos</th> <th>Remark</th> </tr> <tr> <th>Freq</th> <th>Level</th> <th>Line Margin</th> <th>Level Factor</th> <th>Loss Factor</th> <th>Factor</th> <th></th> <th></th> <th></th> </tr> <tr> <th>MHz</th> <th>dBuV/m</th> <th>dBuV/m</th> <th>dB</th> <th>dBuV</th> <th>dB/m</th> <th>dB</th> <th>dB</th> <th>cm</th> <th>deg</th> </tr> </thead> <tbody> <tr> <td>1</td> <td>5146.24</td> <td>61.15</td> <td>74.00</td> <td>-12.85</td> <td>52.86</td> <td>34.74</td> <td>10.65</td> <td>37.10</td> <td>0.00</td> <td>360</td> <td>103</td> <td>PEAK</td> </tr> </tbody> </table>	Limit	Read	Ant	Cable	Preamp	Aux	APos	TPos	Remark	Freq	Level	Line Margin	Level Factor	Loss Factor	Factor				MHz	dBuV/m	dBuV/m	dB	dBuV	dB/m	dB	dB	cm	deg	1	5146.24	61.15	74.00	-12.85	52.86	34.74	10.65	37.10	0.00	360	103	PEAK	<table border="1"> <thead> <tr> <th>Limit</th> <th>Read</th> <th>Ant</th> <th>Cable</th> <th>Preamp</th> <th>Aux</th> <th>APos</th> <th>TPos</th> <th>Remark</th> </tr> <tr> <th>Freq</th> <th>Level</th> <th>Line Margin</th> <th>Level Factor</th> <th>Loss Factor</th> <th>Factor</th> <th></th> <th></th> <th></th> </tr> <tr> <th>MHz</th> <th>dBuV/m</th> <th>dBuV/m</th> <th>dB</th> <th>dBuV</th> <th>dB/m</th> <th>dB</th> <th>dB</th> <th>cm</th> <th>deg</th> </tr> </thead> <tbody> <tr> <td>1</td> <td>5190.00</td> <td>98.89</td> <td>-----</td> <td>-----</td> <td>90.40</td> <td>34.88</td> <td>10.70</td> <td>37.09</td> <td>0.00</td> <td>360</td> <td>103</td> <td>PEAK</td> </tr> </tbody> </table>	Limit	Read	Ant	Cable	Preamp	Aux	APos	TPos	Remark	Freq	Level	Line Margin	Level Factor	Loss Factor	Factor				MHz	dBuV/m	dBuV/m	dB	dBuV	dB/m	dB	dB	cm	deg	1	5190.00	98.89	-----	-----	90.40	34.88	10.70	37.09	0.00	360	103	PEAK
	Limit	Read	Ant	Cable	Preamp	Aux	APos	TPos	Remark																																																																											
Freq	Level	Line Margin	Level Factor	Loss Factor	Factor																																																																															
MHz	dBuV/m	dBuV/m	dB	dBuV	dB/m	dB	dB	cm	deg																																																																											
1	5146.24	61.15	74.00	-12.85	52.86	34.74	10.65	37.10	0.00	360	103	PEAK																																																																								
Limit	Read	Ant	Cable	Preamp	Aux	APos	TPos	Remark																																																																												
Freq	Level	Line Margin	Level Factor	Loss Factor	Factor																																																																															
MHz	dBuV/m	dBuV/m	dB	dBuV	dB/m	dB	dB	cm	deg																																																																											
1	5190.00	98.89	-----	-----	90.40	34.88	10.70	37.09	0.00	360	103	PEAK																																																																								
Avg	<table border="1"> <thead> <tr> <th>Limit</th> <th>Read</th> <th>Ant</th> <th>Cable</th> <th>Preamp</th> <th>Aux</th> <th>APos</th> <th>TPos</th> <th>Remark</th> </tr> <tr> <th>Freq</th> <th>Level</th> <th>Line Margin</th> <th>Level Factor</th> <th>Loss Factor</th> <th>Factor</th> <th></th> <th></th> <th></th> </tr> <tr> <th>MHz</th> <th>dBuV/m</th> <th>dBuV/m</th> <th>dB</th> <th>dBuV</th> <th>dB/m</th> <th>dB</th> <th>dB</th> <th>cm</th> <th>deg</th> </tr> </thead> <tbody> <tr> <td>1</td> <td>5149.12</td> <td>44.43</td> <td>54.00</td> <td>-9.57</td> <td>36.13</td> <td>34.75</td> <td>10.65</td> <td>37.10</td> <td>0.00</td> <td>360</td> <td>103</td> <td>AVERAGE</td> </tr> </tbody> </table>	Limit	Read	Ant	Cable	Preamp	Aux	APos	TPos	Remark	Freq	Level	Line Margin	Level Factor	Loss Factor	Factor				MHz	dBuV/m	dBuV/m	dB	dBuV	dB/m	dB	dB	cm	deg	1	5149.12	44.43	54.00	-9.57	36.13	34.75	10.65	37.10	0.00	360	103	AVERAGE	<table border="1"> <thead> <tr> <th>Limit</th> <th>Read</th> <th>Ant</th> <th>Cable</th> <th>Preamp</th> <th>Aux</th> <th>APos</th> <th>TPos</th> <th>Remark</th> </tr> <tr> <th>Freq</th> <th>Level</th> <th>Line Margin</th> <th>Level Factor</th> <th>Loss Factor</th> <th>Factor</th> <th></th> <th></th> <th></th> </tr> <tr> <th>MHz</th> <th>dBuV/m</th> <th>dBuV/m</th> <th>dB</th> <th>dBuV</th> <th>dB/m</th> <th>dB</th> <th>dB</th> <th>cm</th> <th>deg</th> </tr> </thead> <tbody> <tr> <td>1</td> <td>5190.00</td> <td>90.80</td> <td>-----</td> <td>-----</td> <td>82.31</td> <td>34.88</td> <td>10.70</td> <td>37.09</td> <td>0.00</td> <td>360</td> <td>103</td> <td>AVERAGE</td> </tr> </tbody> </table>	Limit	Read	Ant	Cable	Preamp	Aux	APos	TPos	Remark	Freq	Level	Line Margin	Level Factor	Loss Factor	Factor				MHz	dBuV/m	dBuV/m	dB	dBuV	dB/m	dB	dB	cm	deg	1	5190.00	90.80	-----	-----	82.31	34.88	10.70	37.09	0.00	360	103	AVERAGE
	Limit	Read	Ant	Cable	Preamp	Aux	APos	TPos	Remark																																																																											
Freq	Level	Line Margin	Level Factor	Loss Factor	Factor																																																																															
MHz	dBuV/m	dBuV/m	dB	dBuV	dB/m	dB	dB	cm	deg																																																																											
1	5149.12	44.43	54.00	-9.57	36.13	34.75	10.65	37.10	0.00	360	103	AVERAGE																																																																								
Limit	Read	Ant	Cable	Preamp	Aux	APos	TPos	Remark																																																																												
Freq	Level	Line Margin	Level Factor	Loss Factor	Factor																																																																															
MHz	dBuV/m	dBuV/m	dB	dBuV	dB/m	dB	dB	cm	deg																																																																											
1	5190.00	90.80	-----	-----	82.31	34.88	10.70	37.09	0.00	360	103	AVERAGE																																																																								

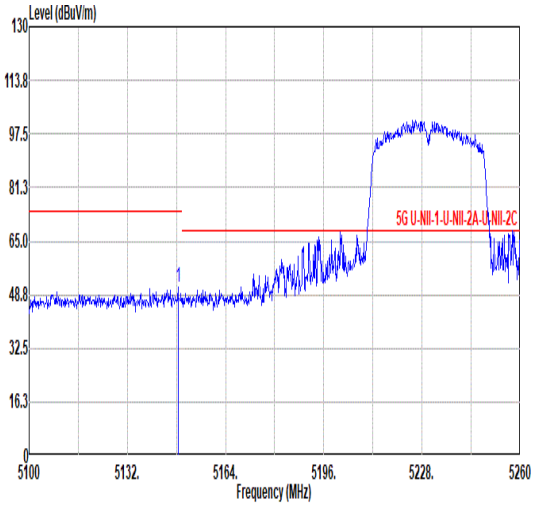
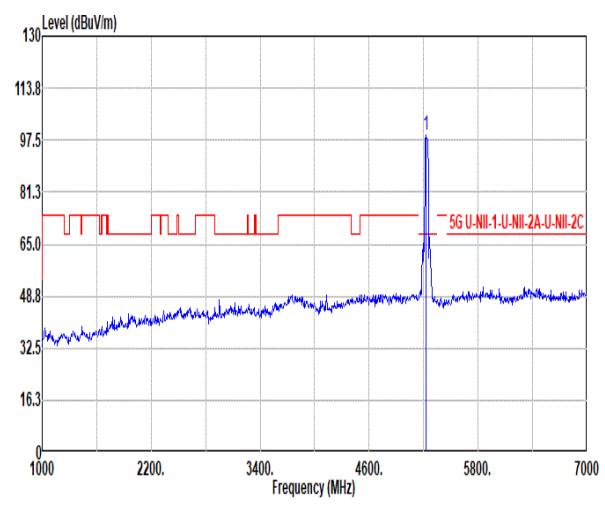
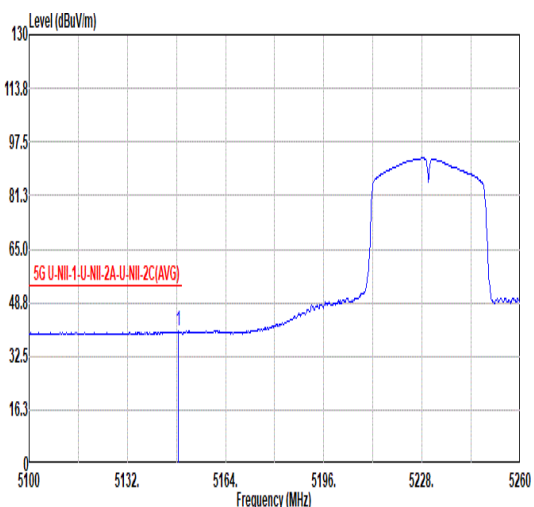
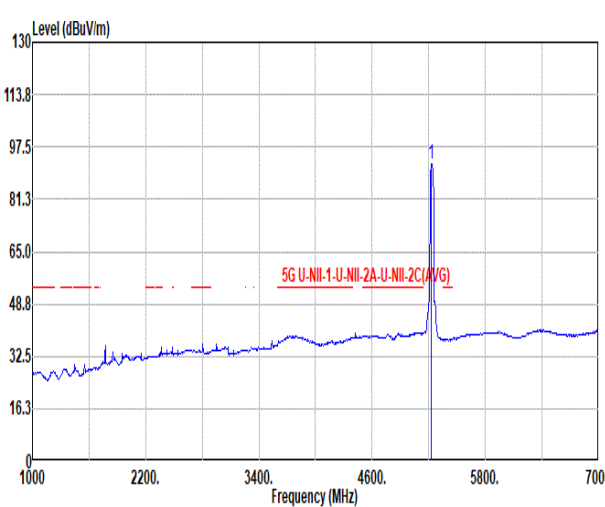


	23																																										
Mode	Band Edge - R																																										
	U-NII-1_5.15-5.25_802.11n HT40_CH38_5190MHz																																										
ANT	1																																										
Pol.	Vertical	Fundamental																																									
Peak	<table border="1"> <thead> <tr> <th>Limit</th> <th>Read</th> <th>Ant</th> <th>Cable</th> <th>Preamp</th> <th>Aux</th> <th>APos</th> <th>TPos</th> <th>Remark</th> </tr> <tr> <th>Freq</th> <th>Level</th> <th>Line</th> <th>Margin</th> <th>Level</th> <th>Factor</th> <th>Loss</th> <th>Factor</th> <th>Factor</th> </tr> <tr> <th>MHz</th> <th>dBuV/m</th> <th>dBuV/m</th> <th>dB</th> <th>dBuV</th> <th>dB/m</th> <th>dB</th> <th>dB</th> <th>cm</th> <th>deg</th> </tr> </thead> <tbody> <tr> <td>1</td> <td>5402.22</td> <td>49.17</td> <td>74.00</td> <td>-24.83</td> <td>40.34</td> <td>35.00</td> <td>10.89</td> <td>37.06</td> <td>0.00</td> <td>360</td> <td>103</td> <td>PEAK</td> </tr> </tbody> </table>	Limit	Read	Ant	Cable	Preamp	Aux	APos	TPos	Remark	Freq	Level	Line	Margin	Level	Factor	Loss	Factor	Factor	MHz	dBuV/m	dBuV/m	dB	dBuV	dB/m	dB	dB	cm	deg	1	5402.22	49.17	74.00	-24.83	40.34	35.00	10.89	37.06	0.00	360	103	PEAK	Blank
	Limit	Read	Ant	Cable	Preamp	Aux	APos	TPos	Remark																																		
Freq	Level	Line	Margin	Level	Factor	Loss	Factor	Factor																																			
MHz	dBuV/m	dBuV/m	dB	dBuV	dB/m	dB	dB	cm	deg																																		
1	5402.22	49.17	74.00	-24.83	40.34	35.00	10.89	37.06	0.00	360	103	PEAK																															
Avg	<table border="1"> <thead> <tr> <th>Limit</th> <th>Read</th> <th>Ant</th> <th>Cable</th> <th>Preamp</th> <th>Aux</th> <th>APos</th> <th>TPos</th> <th>Remark</th> </tr> <tr> <th>Freq</th> <th>Level</th> <th>Line</th> <th>Margin</th> <th>Level</th> <th>Factor</th> <th>Loss</th> <th>Factor</th> <th>Factor</th> </tr> <tr> <th>MHz</th> <th>dBuV/m</th> <th>dBuV/m</th> <th>dB</th> <th>dBuV</th> <th>dB/m</th> <th>dB</th> <th>dB</th> <th>cm</th> <th>deg</th> </tr> </thead> <tbody> <tr> <td>1</td> <td>5455.95</td> <td>38.59</td> <td>54.00</td> <td>-15.41</td> <td>29.80</td> <td>34.89</td> <td>10.96</td> <td>37.06</td> <td>0.00</td> <td>360</td> <td>103</td> <td>AVERAGE</td> </tr> </tbody> </table>	Limit	Read	Ant	Cable	Preamp	Aux	APos	TPos	Remark	Freq	Level	Line	Margin	Level	Factor	Loss	Factor	Factor	MHz	dBuV/m	dBuV/m	dB	dBuV	dB/m	dB	dB	cm	deg	1	5455.95	38.59	54.00	-15.41	29.80	34.89	10.96	37.06	0.00	360	103	AVERAGE	Blank
Limit	Read	Ant	Cable	Preamp	Aux	APos	TPos	Remark																																			
Freq	Level	Line	Margin	Level	Factor	Loss	Factor	Factor																																			
MHz	dBuV/m	dBuV/m	dB	dBuV	dB/m	dB	dB	cm	deg																																		
1	5455.95	38.59	54.00	-15.41	29.80	34.89	10.96	37.06	0.00	360	103	AVERAGE																															



Mode	23																																																																																																											
	Harmonic																																																																																																											
	U-NII-1_5.15-5.25_802.11n_HT40_CH38_5190MHz																																																																																																											
ANT	1																																																																																																											
Pol.	Horizontal	Vertical																																																																																																										
Peak Avg	<table border="1"> <thead> <tr> <th>Limit</th> <th>Over</th> <th>Read</th> <th>Ant</th> <th>Cable</th> <th>Preamp</th> <th>Aux</th> <th>APos</th> <th>TPos</th> </tr> <tr> <th>Freq</th> <th>Level</th> <th>Line</th> <th>Limit</th> <th>Level</th> <th>Factor</th> <th>Loss</th> <th>Factor</th> <th>Factor</th> </tr> <tr> <th>MHz</th> <th>dBuV/m</th> <th>dBuV/m</th> <th>dB</th> <th>dBuV</th> <th>dB/m</th> <th>dB</th> <th>dB</th> <th>dB</th> </tr> </thead> <tbody> <tr> <td>1</td> <td>10380.00</td> <td>47.04</td> <td>68.20</td> <td>-21.16</td> <td>58.47</td> <td>37.39</td> <td>15.31</td> <td>64.13</td> <td>0.00</td> <td>---</td> <td>---</td> <td>PEAK</td> </tr> <tr> <td>2</td> <td>15577.00</td> <td>57.38</td> <td>74.00</td> <td>-16.62</td> <td>60.19</td> <td>40.90</td> <td>19.10</td> <td>62.81</td> <td>0.00</td> <td>---</td> <td>---</td> <td>Peak</td> </tr> </tbody> </table>	Limit	Over	Read	Ant	Cable	Preamp	Aux	APos	TPos	Freq	Level	Line	Limit	Level	Factor	Loss	Factor	Factor	MHz	dBuV/m	dBuV/m	dB	dBuV	dB/m	dB	dB	dB	1	10380.00	47.04	68.20	-21.16	58.47	37.39	15.31	64.13	0.00	---	---	PEAK	2	15577.00	57.38	74.00	-16.62	60.19	40.90	19.10	62.81	0.00	---	---	Peak	<table border="1"> <thead> <tr> <th>Limit</th> <th>Over</th> <th>Read</th> <th>Ant</th> <th>Cable</th> <th>Preamp</th> <th>Aux</th> <th>APos</th> <th>TPos</th> </tr> <tr> <th>Freq</th> <th>Level</th> <th>Line</th> <th>Limit</th> <th>Level</th> <th>Factor</th> <th>Loss</th> <th>Factor</th> <th>Factor</th> </tr> <tr> <th>MHz</th> <th>dBuV/m</th> <th>dBuV/m</th> <th>dB</th> <th>dBuV</th> <th>dB/m</th> <th>dB</th> <th>dB</th> <th>dB</th> </tr> </thead> <tbody> <tr> <td>1</td> <td>10380.00</td> <td>48.47</td> <td>68.20</td> <td>-19.73</td> <td>59.90</td> <td>37.39</td> <td>15.31</td> <td>64.13</td> <td>0.00</td> <td>---</td> <td>---</td> <td>PEAK</td> </tr> <tr> <td>2</td> <td>15563.50</td> <td>58.07</td> <td>74.00</td> <td>-15.93</td> <td>60.90</td> <td>40.87</td> <td>19.09</td> <td>62.79</td> <td>0.00</td> <td>---</td> <td>---</td> <td>Peak</td> </tr> </tbody> </table>	Limit	Over	Read	Ant	Cable	Preamp	Aux	APos	TPos	Freq	Level	Line	Limit	Level	Factor	Loss	Factor	Factor	MHz	dBuV/m	dBuV/m	dB	dBuV	dB/m	dB	dB	dB	1	10380.00	48.47	68.20	-19.73	59.90	37.39	15.31	64.13	0.00	---	---	PEAK	2	15563.50	58.07	74.00	-15.93	60.90	40.87	19.09	62.79	0.00	---	---	Peak
Limit	Over	Read	Ant	Cable	Preamp	Aux	APos	TPos																																																																																																				
Freq	Level	Line	Limit	Level	Factor	Loss	Factor	Factor																																																																																																				
MHz	dBuV/m	dBuV/m	dB	dBuV	dB/m	dB	dB	dB																																																																																																				
1	10380.00	47.04	68.20	-21.16	58.47	37.39	15.31	64.13	0.00	---	---	PEAK																																																																																																
2	15577.00	57.38	74.00	-16.62	60.19	40.90	19.10	62.81	0.00	---	---	Peak																																																																																																
Limit	Over	Read	Ant	Cable	Preamp	Aux	APos	TPos																																																																																																				
Freq	Level	Line	Limit	Level	Factor	Loss	Factor	Factor																																																																																																				
MHz	dBuV/m	dBuV/m	dB	dBuV	dB/m	dB	dB	dB																																																																																																				
1	10380.00	48.47	68.20	-19.73	59.90	37.39	15.31	64.13	0.00	---	---	PEAK																																																																																																
2	15563.50	58.07	74.00	-15.93	60.90	40.87	19.09	62.79	0.00	---	---	Peak																																																																																																



	24																																																																																					
Mode	Band Edge - L																																																																																					
	U-NII-1_5.15-5.25_802.11n_HT40_CH46_5230MHz																																																																																					
ANT	1																																																																																					
Pol.	Horizontal	Fundamental																																																																																				
Peak	 <p>Level (dBuV/m)</p> <p>Frequency (MHz)</p> <p>5G U-NII-1-U-NII-2A-U-NII-2C</p> <table border="1"> <thead> <tr> <th>Limit</th> <th>Read</th> <th>Ant</th> <th>Cable</th> <th>Aux</th> <th>APos</th> <th>TPos</th> <th>Remark</th> </tr> <tr> <th>Freq</th> <th>Level</th> <th>Line</th> <th>Margin</th> <th>Level</th> <th>Factor</th> <th>Loss</th> <th>Factor</th> <th>Factor</th> <th></th> <th></th> </tr> <tr> <th>MHz</th> <th>dBuV/m</th> <th>dBuV/m</th> <th>dB</th> <th>dBuV</th> <th>dB/m</th> <th>dB</th> <th>dB</th> <th>dB</th> <th>cm</th> <th>deg</th> </tr> </thead> <tbody> <tr> <td>1</td> <td>5148.48</td> <td>50.90</td> <td>74.00</td> <td>-23.10</td> <td>42.60</td> <td>34.75</td> <td>10.65</td> <td>37.10</td> <td>0.00</td> <td>336</td> <td>102 PEAK</td> </tr> </tbody> </table>	Limit	Read	Ant	Cable	Aux	APos	TPos	Remark	Freq	Level	Line	Margin	Level	Factor	Loss	Factor	Factor			MHz	dBuV/m	dBuV/m	dB	dBuV	dB/m	dB	dB	dB	cm	deg	1	5148.48	50.90	74.00	-23.10	42.60	34.75	10.65	37.10	0.00	336	102 PEAK	 <p>Level (dBuV/m)</p> <p>Frequency (MHz)</p> <p>5G U-NII-1-U-NII-2A-U-NII-2C</p> <table border="1"> <thead> <tr> <th>Limit</th> <th>Read</th> <th>Ant</th> <th>Cable</th> <th>Aux</th> <th>APos</th> <th>TPos</th> <th>Remark</th> </tr> <tr> <th>Freq</th> <th>Level</th> <th>Line</th> <th>Margin</th> <th>Level</th> <th>Factor</th> <th>Loss</th> <th>Factor</th> <th>Factor</th> <th></th> <th></th> </tr> <tr> <th>MHz</th> <th>dBuV/m</th> <th>dBuV/m</th> <th>dB</th> <th>dBuV</th> <th>dB/m</th> <th>dB</th> <th>dB</th> <th>dB</th> <th>cm</th> <th>deg</th> </tr> </thead> <tbody> <tr> <td>1</td> <td>5230.00</td> <td>99.27</td> <td>-----</td> <td>-----</td> <td>90.73</td> <td>34.90</td> <td>10.73</td> <td>37.09</td> <td>0.00</td> <td>336</td> <td>102 PEAK</td> </tr> </tbody> </table>	Limit	Read	Ant	Cable	Aux	APos	TPos	Remark	Freq	Level	Line	Margin	Level	Factor	Loss	Factor	Factor			MHz	dBuV/m	dBuV/m	dB	dBuV	dB/m	dB	dB	dB	cm	deg	1	5230.00	99.27	-----	-----	90.73	34.90	10.73	37.09	0.00	336	102 PEAK
	Limit	Read	Ant	Cable	Aux	APos	TPos	Remark																																																																														
Freq	Level	Line	Margin	Level	Factor	Loss	Factor	Factor																																																																														
MHz	dBuV/m	dBuV/m	dB	dBuV	dB/m	dB	dB	dB	cm	deg																																																																												
1	5148.48	50.90	74.00	-23.10	42.60	34.75	10.65	37.10	0.00	336	102 PEAK																																																																											
Limit	Read	Ant	Cable	Aux	APos	TPos	Remark																																																																															
Freq	Level	Line	Margin	Level	Factor	Loss	Factor	Factor																																																																														
MHz	dBuV/m	dBuV/m	dB	dBuV	dB/m	dB	dB	dB	cm	deg																																																																												
1	5230.00	99.27	-----	-----	90.73	34.90	10.73	37.09	0.00	336	102 PEAK																																																																											
Avg	 <p>Level (dBuV/m)</p> <p>Frequency (MHz)</p> <p>5G U-NII-1-U-NII-2A-U-NII-2C(AVG)</p> <table border="1"> <thead> <tr> <th>Limit</th> <th>Read</th> <th>Ant</th> <th>Cable</th> <th>Aux</th> <th>APos</th> <th>TPos</th> <th>Remark</th> </tr> <tr> <th>Freq</th> <th>Level</th> <th>Line</th> <th>Margin</th> <th>Level</th> <th>Factor</th> <th>Loss</th> <th>Factor</th> <th>Factor</th> <th></th> <th></th> </tr> <tr> <th>MHz</th> <th>dBuV/m</th> <th>dBuV/m</th> <th>dB</th> <th>dBuV</th> <th>dB/m</th> <th>dB</th> <th>dB</th> <th>dB</th> <th>cm</th> <th>deg</th> </tr> </thead> <tbody> <tr> <td>1</td> <td>5148.64</td> <td>40.00</td> <td>54.00</td> <td>-14.00</td> <td>31.70</td> <td>34.75</td> <td>10.65</td> <td>37.10</td> <td>0.00</td> <td>336</td> <td>102 AVERAGE</td> </tr> </tbody> </table>	Limit	Read	Ant	Cable	Aux	APos	TPos	Remark	Freq	Level	Line	Margin	Level	Factor	Loss	Factor	Factor			MHz	dBuV/m	dBuV/m	dB	dBuV	dB/m	dB	dB	dB	cm	deg	1	5148.64	40.00	54.00	-14.00	31.70	34.75	10.65	37.10	0.00	336	102 AVERAGE	 <p>Level (dBuV/m)</p> <p>Frequency (MHz)</p> <p>5G U-NII-1-U-NII-2A-U-NII-2C(AVG)</p> <table border="1"> <thead> <tr> <th>Limit</th> <th>Read</th> <th>Ant</th> <th>Cable</th> <th>Aux</th> <th>APos</th> <th>TPos</th> <th>Remark</th> </tr> <tr> <th>Freq</th> <th>Level</th> <th>Line</th> <th>Margin</th> <th>Level</th> <th>Factor</th> <th>Loss</th> <th>Factor</th> <th>Factor</th> <th></th> <th></th> </tr> <tr> <th>MHz</th> <th>dBuV/m</th> <th>dBuV/m</th> <th>dB</th> <th>dBuV</th> <th>dB/m</th> <th>dB</th> <th>dB</th> <th>dB</th> <th>cm</th> <th>deg</th> </tr> </thead> <tbody> <tr> <td>1</td> <td>5230.00</td> <td>92.46</td> <td>-----</td> <td>-----</td> <td>83.92</td> <td>34.90</td> <td>10.73</td> <td>37.09</td> <td>0.00</td> <td>336</td> <td>102 AVERAGE</td> </tr> </tbody> </table>	Limit	Read	Ant	Cable	Aux	APos	TPos	Remark	Freq	Level	Line	Margin	Level	Factor	Loss	Factor	Factor			MHz	dBuV/m	dBuV/m	dB	dBuV	dB/m	dB	dB	dB	cm	deg	1	5230.00	92.46	-----	-----	83.92	34.90	10.73	37.09	0.00	336	102 AVERAGE
	Limit	Read	Ant	Cable	Aux	APos	TPos	Remark																																																																														
Freq	Level	Line	Margin	Level	Factor	Loss	Factor	Factor																																																																														
MHz	dBuV/m	dBuV/m	dB	dBuV	dB/m	dB	dB	dB	cm	deg																																																																												
1	5148.64	40.00	54.00	-14.00	31.70	34.75	10.65	37.10	0.00	336	102 AVERAGE																																																																											
Limit	Read	Ant	Cable	Aux	APos	TPos	Remark																																																																															
Freq	Level	Line	Margin	Level	Factor	Loss	Factor	Factor																																																																														
MHz	dBuV/m	dBuV/m	dB	dBuV	dB/m	dB	dB	dB	cm	deg																																																																												
1	5230.00	92.46	-----	-----	83.92	34.90	10.73	37.09	0.00	336	102 AVERAGE																																																																											



	24																																										
Mode	Band Edge - R																																										
	U-NII-1_5.15-5.25_802.11n HT40_CH46_5230MHz																																										
ANT	1																																										
Pol.	Horizontal	Fundamental																																									
Peak	<table border="1"> <thead> <tr> <th>Limit</th> <th>Read</th> <th>Ant</th> <th>Cable</th> <th>Preamp</th> <th>Aux</th> <th>APos</th> <th>TPos</th> <th>Remark</th> </tr> <tr> <th>Freq</th> <th>Level</th> <th>Line</th> <th>Margin</th> <th>Level</th> <th>Factor</th> <th>Loss</th> <th>Factor</th> <th>Factor</th> </tr> <tr> <th>MHz</th> <th>dBuV/m</th> <th>dBuV/m</th> <th>dB</th> <th>dBuV</th> <th>dB/m</th> <th>dB</th> <th>dB</th> <th>cm</th> <th>deg</th> </tr> </thead> <tbody> <tr> <td>1</td> <td>5368.14</td> <td>47.98</td> <td>74.00</td> <td>-26.02</td> <td>39.22</td> <td>34.97</td> <td>10.86</td> <td>37.07</td> <td>0.00</td> <td>336</td> <td>102</td> <td>PEAK</td> </tr> </tbody> </table>	Limit	Read	Ant	Cable	Preamp	Aux	APos	TPos	Remark	Freq	Level	Line	Margin	Level	Factor	Loss	Factor	Factor	MHz	dBuV/m	dBuV/m	dB	dBuV	dB/m	dB	dB	cm	deg	1	5368.14	47.98	74.00	-26.02	39.22	34.97	10.86	37.07	0.00	336	102	PEAK	Blank
	Limit	Read	Ant	Cable	Preamp	Aux	APos	TPos	Remark																																		
Freq	Level	Line	Margin	Level	Factor	Loss	Factor	Factor																																			
MHz	dBuV/m	dBuV/m	dB	dBuV	dB/m	dB	dB	cm	deg																																		
1	5368.14	47.98	74.00	-26.02	39.22	34.97	10.86	37.07	0.00	336	102	PEAK																															
Avg	<table border="1"> <thead> <tr> <th>Limit</th> <th>Read</th> <th>Ant</th> <th>Cable</th> <th>Preamp</th> <th>Aux</th> <th>APos</th> <th>TPos</th> <th>Remark</th> </tr> <tr> <th>Freq</th> <th>Level</th> <th>Line</th> <th>Margin</th> <th>Level</th> <th>Factor</th> <th>Loss</th> <th>Factor</th> <th>Factor</th> </tr> <tr> <th>MHz</th> <th>dBuV/m</th> <th>dBuV/m</th> <th>dB</th> <th>dBuV</th> <th>dB/m</th> <th>dB</th> <th>dB</th> <th>cm</th> <th>deg</th> </tr> </thead> <tbody> <tr> <td>1</td> <td>5395.14</td> <td>37.98</td> <td>54.00</td> <td>-16.02</td> <td>29.16</td> <td>35.00</td> <td>10.89</td> <td>37.07</td> <td>0.00</td> <td>336</td> <td>102</td> <td>AVERAGE</td> </tr> </tbody> </table>	Limit	Read	Ant	Cable	Preamp	Aux	APos	TPos	Remark	Freq	Level	Line	Margin	Level	Factor	Loss	Factor	Factor	MHz	dBuV/m	dBuV/m	dB	dBuV	dB/m	dB	dB	cm	deg	1	5395.14	37.98	54.00	-16.02	29.16	35.00	10.89	37.07	0.00	336	102	AVERAGE	Blank
Limit	Read	Ant	Cable	Preamp	Aux	APos	TPos	Remark																																			
Freq	Level	Line	Margin	Level	Factor	Loss	Factor	Factor																																			
MHz	dBuV/m	dBuV/m	dB	dBuV	dB/m	dB	dB	cm	deg																																		
1	5395.14	37.98	54.00	-16.02	29.16	35.00	10.89	37.07	0.00	336	102	AVERAGE																															



Mode	24																																																																													
	Band Edge - L																																																																													
	U-NII-1_5.15-5.25_802.11n_HT40_CH46_5230MHz																																																																													
ANT	1																																																																													
Pol.	Vertical	Fundamental																																																																												
Peak	<table border="1"> <thead> <tr> <th>Limit</th> <th>Read</th> <th>Ant</th> <th>Cable</th> <th>Preamp</th> <th>Aux</th> <th>APos</th> <th>TPos</th> <th>Remark</th> </tr> <tr> <th>Freq</th> <th>Level</th> <th>Line Margin</th> <th>Level Factor</th> <th>Loss Factor</th> <th>Factor</th> <th></th> <th></th> <th></th> </tr> <tr> <th>MHz</th> <th>dBuV/m</th> <th>dBuV/m</th> <th>dB</th> <th>dBuV</th> <th>dB/m</th> <th>dB</th> <th>dB</th> <th>cm</th> <th>deg</th> </tr> </thead> <tbody> <tr> <td>1 5108.96</td> <td>49.89</td> <td>74.00</td> <td>-24.11</td> <td>41.76</td> <td>34.63</td> <td>10.61</td> <td>37.11</td> <td>0.00</td> <td>300 92 PEAK</td> </tr> </tbody> </table>	Limit	Read	Ant	Cable	Preamp	Aux	APos	TPos	Remark	Freq	Level	Line Margin	Level Factor	Loss Factor	Factor				MHz	dBuV/m	dBuV/m	dB	dBuV	dB/m	dB	dB	cm	deg	1 5108.96	49.89	74.00	-24.11	41.76	34.63	10.61	37.11	0.00	300 92 PEAK	<table border="1"> <thead> <tr> <th>Limit</th> <th>Read</th> <th>Ant</th> <th>Cable</th> <th>Preamp</th> <th>Aux</th> <th>APos</th> <th>TPos</th> <th>Remark</th> </tr> <tr> <th>Freq</th> <th>Level</th> <th>Line Margin</th> <th>Level Factor</th> <th>Loss Factor</th> <th>Factor</th> <th></th> <th></th> <th></th> </tr> <tr> <th>MHz</th> <th>dBuV/m</th> <th>dBuV/m</th> <th>dB</th> <th>dBuV</th> <th>dB/m</th> <th>dB</th> <th>dB</th> <th>cm</th> <th>deg</th> </tr> </thead> <tbody> <tr> <td>1 5230.00</td> <td>98.12</td> <td>-----</td> <td>-----</td> <td>89.58</td> <td>34.90</td> <td>10.73</td> <td>37.09</td> <td>0.00</td> <td>300 92 PEAK</td> </tr> </tbody> </table>	Limit	Read	Ant	Cable	Preamp	Aux	APos	TPos	Remark	Freq	Level	Line Margin	Level Factor	Loss Factor	Factor				MHz	dBuV/m	dBuV/m	dB	dBuV	dB/m	dB	dB	cm	deg	1 5230.00	98.12	-----	-----	89.58	34.90	10.73	37.09	0.00	300 92 PEAK
	Limit	Read	Ant	Cable	Preamp	Aux	APos	TPos	Remark																																																																					
Freq	Level	Line Margin	Level Factor	Loss Factor	Factor																																																																									
MHz	dBuV/m	dBuV/m	dB	dBuV	dB/m	dB	dB	cm	deg																																																																					
1 5108.96	49.89	74.00	-24.11	41.76	34.63	10.61	37.11	0.00	300 92 PEAK																																																																					
Limit	Read	Ant	Cable	Preamp	Aux	APos	TPos	Remark																																																																						
Freq	Level	Line Margin	Level Factor	Loss Factor	Factor																																																																									
MHz	dBuV/m	dBuV/m	dB	dBuV	dB/m	dB	dB	cm	deg																																																																					
1 5230.00	98.12	-----	-----	89.58	34.90	10.73	37.09	0.00	300 92 PEAK																																																																					
Avg	<table border="1"> <thead> <tr> <th>Limit</th> <th>Read</th> <th>Ant</th> <th>Cable</th> <th>Preamp</th> <th>Aux</th> <th>APos</th> <th>TPos</th> <th>Remark</th> </tr> <tr> <th>Freq</th> <th>Level</th> <th>Line Margin</th> <th>Level Factor</th> <th>Loss Factor</th> <th>Factor</th> <th></th> <th></th> <th></th> </tr> <tr> <th>MHz</th> <th>dBuV/m</th> <th>dBuV/m</th> <th>dB</th> <th>dBuV</th> <th>dB/m</th> <th>dB</th> <th>dB</th> <th>cm</th> <th>deg</th> </tr> </thead> <tbody> <tr> <td>1 5110.24</td> <td>39.69</td> <td>54.00</td> <td>-14.31</td> <td>31.56</td> <td>34.63</td> <td>10.61</td> <td>37.11</td> <td>0.00</td> <td>300 92 AVERAGE</td> </tr> </tbody> </table>	Limit	Read	Ant	Cable	Preamp	Aux	APos	TPos	Remark	Freq	Level	Line Margin	Level Factor	Loss Factor	Factor				MHz	dBuV/m	dBuV/m	dB	dBuV	dB/m	dB	dB	cm	deg	1 5110.24	39.69	54.00	-14.31	31.56	34.63	10.61	37.11	0.00	300 92 AVERAGE	<table border="1"> <thead> <tr> <th>Limit</th> <th>Read</th> <th>Ant</th> <th>Cable</th> <th>Preamp</th> <th>Aux</th> <th>APos</th> <th>TPos</th> <th>Remark</th> </tr> <tr> <th>Freq</th> <th>Level</th> <th>Line Margin</th> <th>Level Factor</th> <th>Loss Factor</th> <th>Factor</th> <th></th> <th></th> <th></th> </tr> <tr> <th>MHz</th> <th>dBuV/m</th> <th>dBuV/m</th> <th>dB</th> <th>dBuV</th> <th>dB/m</th> <th>dB</th> <th>dB</th> <th>cm</th> <th>deg</th> </tr> </thead> <tbody> <tr> <td>1 5230.00</td> <td>89.64</td> <td>-----</td> <td>-----</td> <td>81.10</td> <td>34.90</td> <td>10.73</td> <td>37.09</td> <td>0.00</td> <td>300 92 AVERAGE</td> </tr> </tbody> </table>	Limit	Read	Ant	Cable	Preamp	Aux	APos	TPos	Remark	Freq	Level	Line Margin	Level Factor	Loss Factor	Factor				MHz	dBuV/m	dBuV/m	dB	dBuV	dB/m	dB	dB	cm	deg	1 5230.00	89.64	-----	-----	81.10	34.90	10.73	37.09	0.00	300 92 AVERAGE
Limit	Read	Ant	Cable	Preamp	Aux	APos	TPos	Remark																																																																						
Freq	Level	Line Margin	Level Factor	Loss Factor	Factor																																																																									
MHz	dBuV/m	dBuV/m	dB	dBuV	dB/m	dB	dB	cm	deg																																																																					
1 5110.24	39.69	54.00	-14.31	31.56	34.63	10.61	37.11	0.00	300 92 AVERAGE																																																																					
Limit	Read	Ant	Cable	Preamp	Aux	APos	TPos	Remark																																																																						
Freq	Level	Line Margin	Level Factor	Loss Factor	Factor																																																																									
MHz	dBuV/m	dBuV/m	dB	dBuV	dB/m	dB	dB	cm	deg																																																																					
1 5230.00	89.64	-----	-----	81.10	34.90	10.73	37.09	0.00	300 92 AVERAGE																																																																					



	24																																									
Mode	Band Edge - R																																									
	U-NII-1_5.15-5.25_802.11n HT40_CH46_5230MHz																																									
ANT	1																																									
Pol.	Vertical	Fundamental																																								
Peak	<table border="1"> <thead> <tr> <th>Limit</th> <th>Read</th> <th>Ant</th> <th>Cable</th> <th>Preamp</th> <th>Aux</th> <th>APos</th> <th>TPos</th> <th>Remark</th> </tr> <tr> <th>Freq</th> <th>Level</th> <th>Line</th> <th>Margin</th> <th>Level</th> <th>Factor</th> <th>Loss</th> <th>Factor</th> <th>Factor</th> </tr> <tr> <th>MHz</th> <th>dBuV/m</th> <th>dBuV/m</th> <th>dB</th> <th>dBuV</th> <th>dB/m</th> <th>dB</th> <th>dB</th> <th>dB</th> </tr> </thead> <tbody> <tr> <td>1</td> <td>5352.84</td> <td>48.98</td> <td>74.00</td> <td>-25.02</td> <td>40.26</td> <td>34.95</td> <td>10.84</td> <td>37.07</td> <td>0.00</td> <td>300</td> <td>92</td> <td>PEAK</td> </tr> </tbody> </table>	Limit	Read	Ant	Cable	Preamp	Aux	APos	TPos	Remark	Freq	Level	Line	Margin	Level	Factor	Loss	Factor	Factor	MHz	dBuV/m	dBuV/m	dB	dBuV	dB/m	dB	dB	dB	1	5352.84	48.98	74.00	-25.02	40.26	34.95	10.84	37.07	0.00	300	92	PEAK	Blank
	Limit	Read	Ant	Cable	Preamp	Aux	APos	TPos	Remark																																	
Freq	Level	Line	Margin	Level	Factor	Loss	Factor	Factor																																		
MHz	dBuV/m	dBuV/m	dB	dBuV	dB/m	dB	dB	dB																																		
1	5352.84	48.98	74.00	-25.02	40.26	34.95	10.84	37.07	0.00	300	92	PEAK																														
Avg	<table border="1"> <thead> <tr> <th>Limit</th> <th>Read</th> <th>Ant</th> <th>Cable</th> <th>Preamp</th> <th>Aux</th> <th>APos</th> <th>TPos</th> <th>Remark</th> </tr> <tr> <th>Freq</th> <th>Level</th> <th>Line</th> <th>Margin</th> <th>Level</th> <th>Factor</th> <th>Loss</th> <th>Factor</th> <th>Factor</th> </tr> <tr> <th>MHz</th> <th>dBuV/m</th> <th>dBuV/m</th> <th>dB</th> <th>dBuV</th> <th>dB/m</th> <th>dB</th> <th>dB</th> <th>dB</th> </tr> </thead> <tbody> <tr> <td>1</td> <td>5397.84</td> <td>38.14</td> <td>54.00</td> <td>-15.86</td> <td>29.32</td> <td>35.00</td> <td>10.89</td> <td>37.07</td> <td>0.00</td> <td>300</td> <td>92</td> <td>AVERAGE</td> </tr> </tbody> </table>	Limit	Read	Ant	Cable	Preamp	Aux	APos	TPos	Remark	Freq	Level	Line	Margin	Level	Factor	Loss	Factor	Factor	MHz	dBuV/m	dBuV/m	dB	dBuV	dB/m	dB	dB	dB	1	5397.84	38.14	54.00	-15.86	29.32	35.00	10.89	37.07	0.00	300	92	AVERAGE	Blank
Limit	Read	Ant	Cable	Preamp	Aux	APos	TPos	Remark																																		
Freq	Level	Line	Margin	Level	Factor	Loss	Factor	Factor																																		
MHz	dBuV/m	dBuV/m	dB	dBuV	dB/m	dB	dB	dB																																		
1	5397.84	38.14	54.00	-15.86	29.32	35.00	10.89	37.07	0.00	300	92	AVERAGE																														



Mode	24																																																																																																											
	Harmonic																																																																																																											
	U-NII-1_5.15-5.25_802.11n_HT40_CH46_5230MHz																																																																																																											
ANT	1																																																																																																											
Pol.	Horizontal	Vertical																																																																																																										
Peak Avg	<table border="1"> <thead> <tr> <th>Limit</th> <th>Over</th> <th>Read</th> <th>Ant</th> <th>Cable</th> <th>Preamp</th> <th>Aux</th> <th>APos</th> <th>TPos</th> </tr> <tr> <th>Freq</th> <th>Level</th> <th>Line</th> <th>Limit</th> <th>Level</th> <th>Factor</th> <th>Loss</th> <th>Factor</th> <th>Factor</th> </tr> <tr> <th>MHz</th> <th>dBuV/m</th> <th>dBuV/m</th> <th>dB</th> <th>dBuV</th> <th>dB/m</th> <th>dB</th> <th>dB</th> <th>dB</th> </tr> </thead> <tbody> <tr> <td>1</td> <td>10460.00</td> <td>47.03</td> <td>68.20</td> <td>-21.17</td> <td>58.27</td> <td>37.43</td> <td>15.37</td> <td>64.04</td> <td>0.00</td> <td>---</td> <td>---</td> <td>PEAK</td> </tr> <tr> <td>2</td> <td>15696.60</td> <td>55.82</td> <td>74.00</td> <td>-18.18</td> <td>58.46</td> <td>41.12</td> <td>19.19</td> <td>62.95</td> <td>0.00</td> <td>---</td> <td>---</td> <td>Peak</td> </tr> </tbody> </table>	Limit	Over	Read	Ant	Cable	Preamp	Aux	APos	TPos	Freq	Level	Line	Limit	Level	Factor	Loss	Factor	Factor	MHz	dBuV/m	dBuV/m	dB	dBuV	dB/m	dB	dB	dB	1	10460.00	47.03	68.20	-21.17	58.27	37.43	15.37	64.04	0.00	---	---	PEAK	2	15696.60	55.82	74.00	-18.18	58.46	41.12	19.19	62.95	0.00	---	---	Peak	<table border="1"> <thead> <tr> <th>Limit</th> <th>Over</th> <th>Read</th> <th>Ant</th> <th>Cable</th> <th>Preamp</th> <th>Aux</th> <th>APos</th> <th>TPos</th> </tr> <tr> <th>Freq</th> <th>Level</th> <th>Line</th> <th>Limit</th> <th>Level</th> <th>Factor</th> <th>Loss</th> <th>Factor</th> <th>Factor</th> </tr> <tr> <th>MHz</th> <th>dBuV/m</th> <th>dBuV/m</th> <th>dB</th> <th>dBuV</th> <th>dB/m</th> <th>dB</th> <th>dB</th> <th>dB</th> </tr> </thead> <tbody> <tr> <td>1</td> <td>10460.00</td> <td>48.32</td> <td>68.20</td> <td>-19.88</td> <td>59.56</td> <td>37.43</td> <td>15.37</td> <td>64.04</td> <td>0.00</td> <td>---</td> <td>---</td> <td>PEAK</td> </tr> <tr> <td>2</td> <td>15692.20</td> <td>58.15</td> <td>74.00</td> <td>-15.85</td> <td>60.79</td> <td>41.12</td> <td>19.19</td> <td>62.95</td> <td>0.00</td> <td>---</td> <td>---</td> <td>Peak</td> </tr> </tbody> </table>	Limit	Over	Read	Ant	Cable	Preamp	Aux	APos	TPos	Freq	Level	Line	Limit	Level	Factor	Loss	Factor	Factor	MHz	dBuV/m	dBuV/m	dB	dBuV	dB/m	dB	dB	dB	1	10460.00	48.32	68.20	-19.88	59.56	37.43	15.37	64.04	0.00	---	---	PEAK	2	15692.20	58.15	74.00	-15.85	60.79	41.12	19.19	62.95	0.00	---	---	Peak
Limit	Over	Read	Ant	Cable	Preamp	Aux	APos	TPos																																																																																																				
Freq	Level	Line	Limit	Level	Factor	Loss	Factor	Factor																																																																																																				
MHz	dBuV/m	dBuV/m	dB	dBuV	dB/m	dB	dB	dB																																																																																																				
1	10460.00	47.03	68.20	-21.17	58.27	37.43	15.37	64.04	0.00	---	---	PEAK																																																																																																
2	15696.60	55.82	74.00	-18.18	58.46	41.12	19.19	62.95	0.00	---	---	Peak																																																																																																
Limit	Over	Read	Ant	Cable	Preamp	Aux	APos	TPos																																																																																																				
Freq	Level	Line	Limit	Level	Factor	Loss	Factor	Factor																																																																																																				
MHz	dBuV/m	dBuV/m	dB	dBuV	dB/m	dB	dB	dB																																																																																																				
1	10460.00	48.32	68.20	-19.88	59.56	37.43	15.37	64.04	0.00	---	---	PEAK																																																																																																
2	15692.20	58.15	74.00	-15.85	60.79	41.12	19.19	62.95	0.00	---	---	Peak																																																																																																



		25																																																																														
Mode		Band Edge - L																																																																														
		U-NII-2A_5.25-5.35_802.11n_HT40_CH54_5270MHz																																																																														
ANT		1																																																																														
Pol.		Horizontal					Fundamental																																																																									
Peak	Horizontal	<table border="1"> <thead> <tr> <th>Limit</th> <th>Over</th> <th>Read</th> <th>Ant</th> <th>Cable</th> <th>Preamp</th> <th>Aux</th> <th>APos</th> <th>TPos</th> <th colspan="2">Remark</th> </tr> <tr> <th>Freq</th> <th>Level</th> <th>Line</th> <th>Margin</th> <th>Level</th> <th>Factor</th> <th>Loss</th> <th>Factor</th> <th>Factor</th> <th>cm</th> <th>deg</th> </tr> <tr> <th>MHz</th> <th>dBuV/m</th> <th>dBuV/m</th> <th>dB</th> <th>dBuV</th> <th>dB/m</th> <th>dB</th> <th>dB</th> <th>dB</th> <th>cm</th> <th>deg</th> </tr> </thead> <tbody> <tr> <td>1</td> <td>5085.86</td> <td>50.80</td> <td>74.00</td> <td>-23.20</td> <td>42.77</td> <td>34.56</td> <td>10.50</td> <td>37.11</td> <td>0.00</td> <td>349</td> <td>105 PEAK</td> </tr> </tbody> </table>										Limit	Over	Read	Ant	Cable	Preamp	Aux	APos	TPos	Remark		Freq	Level	Line	Margin	Level	Factor	Loss	Factor	Factor	cm	deg	MHz	dBuV/m	dBuV/m	dB	dBuV	dB/m	dB	dB	dB	cm	deg	1	5085.86	50.80	74.00	-23.20	42.77	34.56	10.50	37.11	0.00	349	105 PEAK																								
	Limit	Over	Read	Ant	Cable	Preamp	Aux	APos	TPos	Remark																																																																						
Freq	Level	Line	Margin	Level	Factor	Loss	Factor	Factor	cm	deg																																																																						
MHz	dBuV/m	dBuV/m	dB	dBuV	dB/m	dB	dB	dB	cm	deg																																																																						
1	5085.86	50.80	74.00	-23.20	42.77	34.56	10.50	37.11	0.00	349	105 PEAK																																																																					
Fundamental	<table border="1"> <thead> <tr> <th>Limit</th> <th>Over</th> <th>Read</th> <th>Ant</th> <th>Cable</th> <th>Preamp</th> <th>Aux</th> <th>APos</th> <th>TPos</th> <th colspan="2">Remark</th> </tr> <tr> <th>Freq</th> <th>Level</th> <th>Line</th> <th>Limit</th> <th>Level</th> <th>Factor</th> <th>Loss</th> <th>Factor</th> <th>Factor</th> <th>cm</th> <th>deg</th> </tr> <tr> <th>MHz</th> <th>dBuV/m</th> <th>dBuV/m</th> <th>dB</th> <th>dBuV</th> <th>dB/m</th> <th>dB</th> <th>dB</th> <th>dB</th> <th>cm</th> <th>deg</th> </tr> </thead> <tbody> <tr> <td>1</td> <td>2656.00</td> <td>53.51</td> <td>-----</td> <td>49.60</td> <td>33.11</td> <td>7.60</td> <td>36.80</td> <td>0.00</td> <td>---</td> <td>---</td> <td>Peak</td> </tr> <tr> <td>2</td> <td>5270.00</td> <td>101.13</td> <td>-----</td> <td>92.54</td> <td>34.90</td> <td>10.77</td> <td>37.08</td> <td>0.00</td> <td>349</td> <td>105</td> <td>PEAK</td> </tr> </tbody> </table>										Limit	Over	Read	Ant	Cable	Preamp	Aux	APos	TPos	Remark		Freq	Level	Line	Limit	Level	Factor	Loss	Factor	Factor	cm	deg	MHz	dBuV/m	dBuV/m	dB	dBuV	dB/m	dB	dB	dB	cm	deg	1	2656.00	53.51	-----	49.60	33.11	7.60	36.80	0.00	---	---	Peak	2	5270.00	101.13	-----	92.54	34.90	10.77	37.08	0.00	349	105	PEAK													
Limit	Over	Read	Ant	Cable	Preamp	Aux	APos	TPos	Remark																																																																							
Freq	Level	Line	Limit	Level	Factor	Loss	Factor	Factor	cm	deg																																																																						
MHz	dBuV/m	dBuV/m	dB	dBuV	dB/m	dB	dB	dB	cm	deg																																																																						
1	2656.00	53.51	-----	49.60	33.11	7.60	36.80	0.00	---	---	Peak																																																																					
2	5270.00	101.13	-----	92.54	34.90	10.77	37.08	0.00	349	105	PEAK																																																																					
Avg	Horizontal	<table border="1"> <thead> <tr> <th>Limit</th> <th>Over</th> <th>Read</th> <th>Ant</th> <th>Cable</th> <th>Preamp</th> <th>Aux</th> <th>APos</th> <th>TPos</th> <th colspan="2">Remark</th> </tr> <tr> <th>Freq</th> <th>Level</th> <th>Line</th> <th>Margin</th> <th>Level</th> <th>Factor</th> <th>Loss</th> <th>Factor</th> <th>Factor</th> <th>cm</th> <th>deg</th> </tr> <tr> <th>MHz</th> <th>dBuV/m</th> <th>dBuV/m</th> <th>dB</th> <th>dBuV</th> <th>dB/m</th> <th>dB</th> <th>dB</th> <th>dB</th> <th>cm</th> <th>deg</th> </tr> </thead> <tbody> <tr> <td>1</td> <td>5013.50</td> <td>39.87</td> <td>54.00</td> <td>-14.13</td> <td>32.15</td> <td>34.34</td> <td>10.50</td> <td>37.12</td> <td>0.00</td> <td>349</td> <td>105 AVERAGE</td> </tr> </tbody> </table>										Limit	Over	Read	Ant	Cable	Preamp	Aux	APos	TPos	Remark		Freq	Level	Line	Margin	Level	Factor	Loss	Factor	Factor	cm	deg	MHz	dBuV/m	dBuV/m	dB	dBuV	dB/m	dB	dB	dB	cm	deg	1	5013.50	39.87	54.00	-14.13	32.15	34.34	10.50	37.12	0.00	349	105 AVERAGE																								
	Limit	Over	Read	Ant	Cable	Preamp	Aux	APos	TPos	Remark																																																																						
Freq	Level	Line	Margin	Level	Factor	Loss	Factor	Factor	cm	deg																																																																						
MHz	dBuV/m	dBuV/m	dB	dBuV	dB/m	dB	dB	dB	cm	deg																																																																						
1	5013.50	39.87	54.00	-14.13	32.15	34.34	10.50	37.12	0.00	349	105 AVERAGE																																																																					
Fundamental	<table border="1"> <thead> <tr> <th>Limit</th> <th>Over</th> <th>Read</th> <th>Ant</th> <th>Cable</th> <th>Preamp</th> <th>Aux</th> <th>APos</th> <th>TPos</th> <th colspan="2">Remark</th> </tr> <tr> <th>Freq</th> <th>Level</th> <th>Line</th> <th>Limit</th> <th>Level</th> <th>Factor</th> <th>Loss</th> <th>Factor</th> <th>Factor</th> <th>cm</th> <th>deg</th> </tr> <tr> <th>MHz</th> <th>dBuV/m</th> <th>dBuV/m</th> <th>dB</th> <th>dBuV</th> <th>dB/m</th> <th>dB</th> <th>dB</th> <th>dB</th> <th>cm</th> <th>deg</th> </tr> </thead> <tbody> <tr> <td>1</td> <td>2656.00</td> <td>44.83</td> <td>-----</td> <td>40.92</td> <td>33.11</td> <td>7.60</td> <td>36.80</td> <td>0.00</td> <td>349</td> <td>105</td> <td>Average</td> </tr> <tr> <td>2</td> <td>4132.00</td> <td>45.83</td> <td>54.00</td> <td>-8.17</td> <td>39.88</td> <td>33.47</td> <td>9.50</td> <td>37.02</td> <td>0.00</td> <td>349</td> <td>105</td> <td>Average</td> </tr> <tr> <td>3</td> <td>5270.00</td> <td>92.40</td> <td>-----</td> <td>83.81</td> <td>34.90</td> <td>10.77</td> <td>37.08</td> <td>0.00</td> <td>349</td> <td>105</td> <td>AVERAGE</td> </tr> </tbody> </table>										Limit	Over	Read	Ant	Cable	Preamp	Aux	APos	TPos	Remark		Freq	Level	Line	Limit	Level	Factor	Loss	Factor	Factor	cm	deg	MHz	dBuV/m	dBuV/m	dB	dBuV	dB/m	dB	dB	dB	cm	deg	1	2656.00	44.83	-----	40.92	33.11	7.60	36.80	0.00	349	105	Average	2	4132.00	45.83	54.00	-8.17	39.88	33.47	9.50	37.02	0.00	349	105	Average	3	5270.00	92.40	-----	83.81	34.90	10.77	37.08	0.00	349	105	AVERAGE
Limit	Over	Read	Ant	Cable	Preamp	Aux	APos	TPos	Remark																																																																							
Freq	Level	Line	Limit	Level	Factor	Loss	Factor	Factor	cm	deg																																																																						
MHz	dBuV/m	dBuV/m	dB	dBuV	dB/m	dB	dB	dB	cm	deg																																																																						
1	2656.00	44.83	-----	40.92	33.11	7.60	36.80	0.00	349	105	Average																																																																					
2	4132.00	45.83	54.00	-8.17	39.88	33.47	9.50	37.02	0.00	349	105	Average																																																																				
3	5270.00	92.40	-----	83.81	34.90	10.77	37.08	0.00	349	105	AVERAGE																																																																					



Mode	25																																																			
	Band Edge - R																																																			
	U-NII-2A_5.25-5.35_802.11n HT40_CH54_5270MHz																																																			
ANT	1																																																			
Pol.	Horizontal	Fundamental																																																		
Peak	<table border="1"> <thead> <tr> <th>Limit</th> <th>Read</th> <th>Ant</th> <th>Cable</th> <th>Preamp</th> <th>Aux</th> <th>APos</th> <th>TPos</th> <th>Remark</th> </tr> <tr> <th>Freq</th> <th>Level</th> <th>Line</th> <th>Margin</th> <th>Level</th> <th>Factor</th> <th>Loss</th> <th>Factor</th> <th>Factor</th> </tr> <tr> <th>MHz</th> <th>dBuV/m</th> <th>dBuV/m</th> <th>dB</th> <th>dBuV</th> <th>dB/m</th> <th>dB</th> <th>dB</th> <th>dB</th> </tr> <tr> <th>cm</th> <th>deg</th> <th colspan="7"></th> </tr> </thead> <tbody> <tr> <td>1</td> <td>5359.11</td> <td>48.99</td> <td>74.00</td> <td>-25.01</td> <td>40.25</td> <td>34.96</td> <td>10.85</td> <td>37.07</td> <td>0.00</td> <td>349</td> <td>105</td> <td>PEAK</td> </tr> </tbody> </table>	Limit	Read	Ant	Cable	Preamp	Aux	APos	TPos	Remark	Freq	Level	Line	Margin	Level	Factor	Loss	Factor	Factor	MHz	dBuV/m	dBuV/m	dB	dBuV	dB/m	dB	dB	dB	cm	deg								1	5359.11	48.99	74.00	-25.01	40.25	34.96	10.85	37.07	0.00	349	105	PEAK	Blank	
Limit	Read	Ant	Cable	Preamp	Aux	APos	TPos	Remark																																												
Freq	Level	Line	Margin	Level	Factor	Loss	Factor	Factor																																												
MHz	dBuV/m	dBuV/m	dB	dBuV	dB/m	dB	dB	dB																																												
cm	deg																																																			
1	5359.11	48.99	74.00	-25.01	40.25	34.96	10.85	37.07	0.00	349	105	PEAK																																								
Avg	<table border="1"> <thead> <tr> <th>Limit</th> <th>Over</th> <th>Read</th> <th>Ant</th> <th>Cable</th> <th>Preamp</th> <th>Aux</th> <th>APos</th> <th>TPos</th> <th>Remark</th> </tr> <tr> <th>Freq</th> <th>Level</th> <th>Line</th> <th>Limit</th> <th>Level</th> <th>Factor</th> <th>Loss</th> <th>Factor</th> <th>Factor</th> </tr> <tr> <th>MHz</th> <th>dBuV/m</th> <th>dBuV/m</th> <th>dB</th> <th>dBuV</th> <th>dB/m</th> <th>dB</th> <th>dB</th> <th>dB</th> </tr> <tr> <th>cm</th> <th>deg</th> <th colspan="7"></th> </tr> </thead> <tbody> <tr> <td>1</td> <td>5455.44</td> <td>40.15</td> <td>54.00</td> <td>-13.85</td> <td>31.36</td> <td>34.89</td> <td>10.96</td> <td>37.06</td> <td>0.00</td> <td>349</td> <td>105</td> <td>AVERAGE</td> </tr> </tbody> </table>	Limit	Over	Read	Ant	Cable	Preamp	Aux	APos	TPos	Remark	Freq	Level	Line	Limit	Level	Factor	Loss	Factor	Factor	MHz	dBuV/m	dBuV/m	dB	dBuV	dB/m	dB	dB	dB	cm	deg								1	5455.44	40.15	54.00	-13.85	31.36	34.89	10.96	37.06	0.00	349	105	AVERAGE	Blank
Limit	Over	Read	Ant	Cable	Preamp	Aux	APos	TPos	Remark																																											
Freq	Level	Line	Limit	Level	Factor	Loss	Factor	Factor																																												
MHz	dBuV/m	dBuV/m	dB	dBuV	dB/m	dB	dB	dB																																												
cm	deg																																																			
1	5455.44	40.15	54.00	-13.85	31.36	34.89	10.96	37.06	0.00	349	105	AVERAGE																																								



		25																																																																																																			
Mode	Band Edge - L																																																																																																				
	U-NII-2A_5.25-5.35_802.11n_HT40_CH54_5270MHz																																																																																																				
ANT	1																																																																																																				
Pol.	Vertical	Fundamental																																																																																																			
Peak	<table border="1"> <thead> <tr> <th>Limit</th> <th>Read</th> <th>Ant</th> <th>Cable</th> <th>Preamp</th> <th>Aux</th> <th>APos</th> <th>TPos</th> <th>Remark</th> </tr> <tr> <th>Freq</th> <th>Level</th> <th>Line</th> <th>Margin</th> <th>Level</th> <th>Factor</th> <th>Loss</th> <th>Factor</th> <th>Factor</th> </tr> <tr> <th>MHz</th> <th>dBuV/m</th> <th>dBuV/m</th> <th>dB</th> <th>dBuV</th> <th>dB/m</th> <th>dB</th> <th>dB</th> <th>dB</th> </tr> </thead> <tbody> <tr> <td>1</td> <td>5002.43</td> <td>50.62</td> <td>74.00</td> <td>-23.38</td> <td>42.93</td> <td>34.31</td> <td>10.49</td> <td>37.11</td> <td>0.00</td> <td>300</td> <td>91 PEAK</td> </tr> </tbody> </table>	Limit	Read	Ant	Cable	Preamp	Aux	APos	TPos	Remark	Freq	Level	Line	Margin	Level	Factor	Loss	Factor	Factor	MHz	dBuV/m	dBuV/m	dB	dBuV	dB/m	dB	dB	dB	1	5002.43	50.62	74.00	-23.38	42.93	34.31	10.49	37.11	0.00	300	91 PEAK	<table border="1"> <thead> <tr> <th>Limit</th> <th>Over</th> <th>Read</th> <th>Ant</th> <th>Cable</th> <th>Preamp</th> <th>Aux</th> <th>APos</th> <th>TPos</th> <th>Remark</th> </tr> <tr> <th>Freq</th> <th>Level</th> <th>Line</th> <th>Limit</th> <th>Level</th> <th>Factor</th> <th>Loss</th> <th>Factor</th> <th>Factor</th> <th>cm</th> <th>deg</th> <th>Remark</th> </tr> <tr> <th>MHz</th> <th>dBuV/m</th> <th>dBuV/m</th> <th>dB</th> <th>dBuV</th> <th>dB/m</th> <th>dB</th> <th>dB</th> <th>dB</th> <th>cm</th> <th>deg</th> <th>Remark</th> </tr> </thead> <tbody> <tr> <td>1</td> <td>2656.00</td> <td>50.27</td> <td>68.20</td> <td>-17.93</td> <td>46.36</td> <td>33.11</td> <td>7.60</td> <td>36.80</td> <td>0.00</td> <td>---</td> <td>---</td> <td>Peak</td> </tr> <tr> <td>2</td> <td>5270.00</td> <td>99.47</td> <td>-----</td> <td>-----</td> <td>90.88</td> <td>34.90</td> <td>10.77</td> <td>37.08</td> <td>0.00</td> <td>300</td> <td>91</td> <td>PEAK</td> </tr> </tbody> </table>	Limit	Over	Read	Ant	Cable	Preamp	Aux	APos	TPos	Remark	Freq	Level	Line	Limit	Level	Factor	Loss	Factor	Factor	cm	deg	Remark	MHz	dBuV/m	dBuV/m	dB	dBuV	dB/m	dB	dB	dB	cm	deg	Remark	1	2656.00	50.27	68.20	-17.93	46.36	33.11	7.60	36.80	0.00	---	---	Peak	2	5270.00	99.47	-----	-----	90.88	34.90	10.77	37.08	0.00	300	91	PEAK
	Limit	Read	Ant	Cable	Preamp	Aux	APos	TPos	Remark																																																																																												
Freq	Level	Line	Margin	Level	Factor	Loss	Factor	Factor																																																																																													
MHz	dBuV/m	dBuV/m	dB	dBuV	dB/m	dB	dB	dB																																																																																													
1	5002.43	50.62	74.00	-23.38	42.93	34.31	10.49	37.11	0.00	300	91 PEAK																																																																																										
Limit	Over	Read	Ant	Cable	Preamp	Aux	APos	TPos	Remark																																																																																												
Freq	Level	Line	Limit	Level	Factor	Loss	Factor	Factor	cm	deg	Remark																																																																																										
MHz	dBuV/m	dBuV/m	dB	dBuV	dB/m	dB	dB	dB	cm	deg	Remark																																																																																										
1	2656.00	50.27	68.20	-17.93	46.36	33.11	7.60	36.80	0.00	---	---	Peak																																																																																									
2	5270.00	99.47	-----	-----	90.88	34.90	10.77	37.08	0.00	300	91	PEAK																																																																																									
Avg	<table border="1"> <thead> <tr> <th>Limit</th> <th>Read</th> <th>Ant</th> <th>Cable</th> <th>Preamp</th> <th>Aux</th> <th>APos</th> <th>TPos</th> <th>Remark</th> </tr> <tr> <th>Freq</th> <th>Level</th> <th>Line</th> <th>Margin</th> <th>Level</th> <th>Factor</th> <th>Loss</th> <th>Factor</th> <th>Factor</th> </tr> <tr> <th>MHz</th> <th>dBuV/m</th> <th>dBuV/m</th> <th>dB</th> <th>dBuV</th> <th>dB/m</th> <th>dB</th> <th>dB</th> <th>dB</th> </tr> </thead> <tbody> <tr> <td>1</td> <td>5013.50</td> <td>41.73</td> <td>54.00</td> <td>-12.27</td> <td>34.01</td> <td>34.34</td> <td>10.50</td> <td>37.12</td> <td>0.00</td> <td>300</td> <td>91 AVERAGE</td> </tr> </tbody> </table>	Limit	Read	Ant	Cable	Preamp	Aux	APos	TPos	Remark	Freq	Level	Line	Margin	Level	Factor	Loss	Factor	Factor	MHz	dBuV/m	dBuV/m	dB	dBuV	dB/m	dB	dB	dB	1	5013.50	41.73	54.00	-12.27	34.01	34.34	10.50	37.12	0.00	300	91 AVERAGE	<table border="1"> <thead> <tr> <th>Limit</th> <th>Over</th> <th>Read</th> <th>Ant</th> <th>Cable</th> <th>Preamp</th> <th>Aux</th> <th>APos</th> <th>TPos</th> <th>Remark</th> </tr> <tr> <th>Freq</th> <th>Level</th> <th>Line</th> <th>Limit</th> <th>Level</th> <th>Factor</th> <th>Loss</th> <th>Factor</th> <th>Factor</th> <th>cm</th> <th>deg</th> <th>Remark</th> </tr> <tr> <th>MHz</th> <th>dBuV/m</th> <th>dBuV/m</th> <th>dB</th> <th>dBuV</th> <th>dB/m</th> <th>dB</th> <th>dB</th> <th>dB</th> <th>cm</th> <th>deg</th> <th>Remark</th> </tr> </thead> <tbody> <tr> <td>1</td> <td>2656.00</td> <td>46.20</td> <td>-----</td> <td>-----</td> <td>42.29</td> <td>33.11</td> <td>7.60</td> <td>36.80</td> <td>0.00</td> <td>300</td> <td>91</td> <td>Average</td> </tr> <tr> <td>2</td> <td>5270.00</td> <td>91.18</td> <td>-----</td> <td>-----</td> <td>82.59</td> <td>34.90</td> <td>10.77</td> <td>37.08</td> <td>0.00</td> <td>300</td> <td>91</td> <td>AVERAGE</td> </tr> </tbody> </table>	Limit	Over	Read	Ant	Cable	Preamp	Aux	APos	TPos	Remark	Freq	Level	Line	Limit	Level	Factor	Loss	Factor	Factor	cm	deg	Remark	MHz	dBuV/m	dBuV/m	dB	dBuV	dB/m	dB	dB	dB	cm	deg	Remark	1	2656.00	46.20	-----	-----	42.29	33.11	7.60	36.80	0.00	300	91	Average	2	5270.00	91.18	-----	-----	82.59	34.90	10.77	37.08	0.00	300	91	AVERAGE
Limit	Read	Ant	Cable	Preamp	Aux	APos	TPos	Remark																																																																																													
Freq	Level	Line	Margin	Level	Factor	Loss	Factor	Factor																																																																																													
MHz	dBuV/m	dBuV/m	dB	dBuV	dB/m	dB	dB	dB																																																																																													
1	5013.50	41.73	54.00	-12.27	34.01	34.34	10.50	37.12	0.00	300	91 AVERAGE																																																																																										
Limit	Over	Read	Ant	Cable	Preamp	Aux	APos	TPos	Remark																																																																																												
Freq	Level	Line	Limit	Level	Factor	Loss	Factor	Factor	cm	deg	Remark																																																																																										
MHz	dBuV/m	dBuV/m	dB	dBuV	dB/m	dB	dB	dB	cm	deg	Remark																																																																																										
1	2656.00	46.20	-----	-----	42.29	33.11	7.60	36.80	0.00	300	91	Average																																																																																									
2	5270.00	91.18	-----	-----	82.59	34.90	10.77	37.08	0.00	300	91	AVERAGE																																																																																									



Mode	25																																													
	Band Edge - R																																													
	U-NII-2A_5.25-5.35_802.11n_HT40_CH54_5270MHz																																													
ANT	1																																													
Pol.	Vertical	Fundamental																																												
Peak	<table border="1"> <thead> <tr> <th>Limit</th> <th>Over</th> <th>Read</th> <th>Ant</th> <th>Cable</th> <th>Preamp</th> <th>Aux</th> <th>Apos</th> <th>TPos</th> <th>Remark</th> </tr> <tr> <th>Freq</th> <th>Level</th> <th>Line</th> <th>Limit</th> <th>Level</th> <th>Factor</th> <th>Loss</th> <th>Factor</th> <th>Factor</th> <th></th> </tr> <tr> <th>MHz</th> <th>dBuV/m</th> <th>dBuV/m</th> <th>dB</th> <th>dBuV</th> <th>dB/m</th> <th>dB</th> <th>dB</th> <th>dB</th> <th>cm</th> <th>deg</th> </tr> </thead> <tbody> <tr> <td>1</td> <td>5356.26</td> <td>49.96</td> <td>74.00</td> <td>-24.04</td> <td>41.22</td> <td>34.96</td> <td>10.85</td> <td>37.07</td> <td>0.00</td> <td>300</td> <td>91</td> <td>PEAK</td> </tr> </tbody> </table>	Limit	Over	Read	Ant	Cable	Preamp	Aux	Apos	TPos	Remark	Freq	Level	Line	Limit	Level	Factor	Loss	Factor	Factor		MHz	dBuV/m	dBuV/m	dB	dBuV	dB/m	dB	dB	dB	cm	deg	1	5356.26	49.96	74.00	-24.04	41.22	34.96	10.85	37.07	0.00	300	91	PEAK	Blank
Limit	Over	Read	Ant	Cable	Preamp	Aux	Apos	TPos	Remark																																					
Freq	Level	Line	Limit	Level	Factor	Loss	Factor	Factor																																						
MHz	dBuV/m	dBuV/m	dB	dBuV	dB/m	dB	dB	dB	cm	deg																																				
1	5356.26	49.96	74.00	-24.04	41.22	34.96	10.85	37.07	0.00	300	91	PEAK																																		
Avg	<table border="1"> <thead> <tr> <th>Limit</th> <th>Over</th> <th>Read</th> <th>Ant</th> <th>Cable</th> <th>Preamp</th> <th>Aux</th> <th>Apos</th> <th>TPos</th> <th>Remark</th> </tr> <tr> <th>Freq</th> <th>Level</th> <th>Line</th> <th>Limit</th> <th>Level</th> <th>Factor</th> <th>Loss</th> <th>Factor</th> <th>Factor</th> <th></th> </tr> <tr> <th>MHz</th> <th>dBuV/m</th> <th>dBuV/m</th> <th>dB</th> <th>dBuV</th> <th>dB/m</th> <th>dB</th> <th>dB</th> <th>dB</th> <th>cm</th> <th>deg</th> </tr> </thead> <tbody> <tr> <td>1</td> <td>5351.13</td> <td>38.99</td> <td>54.00</td> <td>-15.01</td> <td>30.27</td> <td>34.95</td> <td>10.84</td> <td>37.07</td> <td>0.00</td> <td>300</td> <td>91</td> <td>AVERAGE</td> </tr> </tbody> </table>	Limit	Over	Read	Ant	Cable	Preamp	Aux	Apos	TPos	Remark	Freq	Level	Line	Limit	Level	Factor	Loss	Factor	Factor		MHz	dBuV/m	dBuV/m	dB	dBuV	dB/m	dB	dB	dB	cm	deg	1	5351.13	38.99	54.00	-15.01	30.27	34.95	10.84	37.07	0.00	300	91	AVERAGE	Blank
Limit	Over	Read	Ant	Cable	Preamp	Aux	Apos	TPos	Remark																																					
Freq	Level	Line	Limit	Level	Factor	Loss	Factor	Factor																																						
MHz	dBuV/m	dBuV/m	dB	dBuV	dB/m	dB	dB	dB	cm	deg																																				
1	5351.13	38.99	54.00	-15.01	30.27	34.95	10.84	37.07	0.00	300	91	AVERAGE																																		



Mode	25																																																																																																											
	Harmonic																																																																																																											
	U-NII-2A_5.25-5.35_802.11n_HT40_CH54_5270MHz																																																																																																											
ANT	1																																																																																																											
Pol.	Horizontal	Vertical																																																																																																										
Peak Avg	<table border="1"> <thead> <tr> <th>Limit</th> <th>Over</th> <th>Read</th> <th>Ant</th> <th>Cable</th> <th>Preamp</th> <th>Aux</th> <th>APos</th> <th>TPos</th> </tr> <tr> <th>Freq</th> <th>Level</th> <th>Line</th> <th>Limit</th> <th>Level</th> <th>Factor</th> <th>Loss</th> <th>Factor</th> <th>Factor</th> </tr> <tr> <th>MHz</th> <th>dBuV/m</th> <th>dBuV/m</th> <th>dB</th> <th>dBuV</th> <th>dB/m</th> <th>dB</th> <th>dB</th> <th>dB</th> </tr> </thead> <tbody> <tr> <td>1</td> <td>10540.00</td> <td>49.70</td> <td>68.30</td> <td>-18.60</td> <td>60.76</td> <td>37.47</td> <td>15.43</td> <td>63.96</td> <td>0.00</td> <td>---</td> <td>---</td> <td>PEAK</td> </tr> <tr> <td>2</td> <td>15813.20</td> <td>60.85</td> <td>74.00</td> <td>-13.15</td> <td>63.31</td> <td>41.35</td> <td>19.28</td> <td>63.09</td> <td>0.00</td> <td>---</td> <td>---</td> <td>Peak</td> </tr> </tbody> </table>	Limit	Over	Read	Ant	Cable	Preamp	Aux	APos	TPos	Freq	Level	Line	Limit	Level	Factor	Loss	Factor	Factor	MHz	dBuV/m	dBuV/m	dB	dBuV	dB/m	dB	dB	dB	1	10540.00	49.70	68.30	-18.60	60.76	37.47	15.43	63.96	0.00	---	---	PEAK	2	15813.20	60.85	74.00	-13.15	63.31	41.35	19.28	63.09	0.00	---	---	Peak	<table border="1"> <thead> <tr> <th>Limit</th> <th>Over</th> <th>Read</th> <th>Ant</th> <th>Cable</th> <th>Preamp</th> <th>Aux</th> <th>APos</th> <th>TPos</th> </tr> <tr> <th>Freq</th> <th>Level</th> <th>Line</th> <th>Limit</th> <th>Level</th> <th>Factor</th> <th>Loss</th> <th>Factor</th> <th>Factor</th> </tr> <tr> <th>MHz</th> <th>dBuV/m</th> <th>dBuV/m</th> <th>dB</th> <th>dBuV</th> <th>dB/m</th> <th>dB</th> <th>dB</th> <th>dB</th> </tr> </thead> <tbody> <tr> <td>1</td> <td>10540.00</td> <td>45.37</td> <td>68.20</td> <td>-22.83</td> <td>56.43</td> <td>37.47</td> <td>15.43</td> <td>63.96</td> <td>0.00</td> <td>---</td> <td>---</td> <td>PEAK</td> </tr> <tr> <td>2</td> <td>15812.10</td> <td>63.28</td> <td>74.00</td> <td>-10.72</td> <td>65.75</td> <td>41.34</td> <td>19.28</td> <td>63.09</td> <td>0.00</td> <td>---</td> <td>---</td> <td>Peak</td> </tr> </tbody> </table>	Limit	Over	Read	Ant	Cable	Preamp	Aux	APos	TPos	Freq	Level	Line	Limit	Level	Factor	Loss	Factor	Factor	MHz	dBuV/m	dBuV/m	dB	dBuV	dB/m	dB	dB	dB	1	10540.00	45.37	68.20	-22.83	56.43	37.47	15.43	63.96	0.00	---	---	PEAK	2	15812.10	63.28	74.00	-10.72	65.75	41.34	19.28	63.09	0.00	---	---	Peak
Limit	Over	Read	Ant	Cable	Preamp	Aux	APos	TPos																																																																																																				
Freq	Level	Line	Limit	Level	Factor	Loss	Factor	Factor																																																																																																				
MHz	dBuV/m	dBuV/m	dB	dBuV	dB/m	dB	dB	dB																																																																																																				
1	10540.00	49.70	68.30	-18.60	60.76	37.47	15.43	63.96	0.00	---	---	PEAK																																																																																																
2	15813.20	60.85	74.00	-13.15	63.31	41.35	19.28	63.09	0.00	---	---	Peak																																																																																																
Limit	Over	Read	Ant	Cable	Preamp	Aux	APos	TPos																																																																																																				
Freq	Level	Line	Limit	Level	Factor	Loss	Factor	Factor																																																																																																				
MHz	dBuV/m	dBuV/m	dB	dBuV	dB/m	dB	dB	dB																																																																																																				
1	10540.00	45.37	68.20	-22.83	56.43	37.47	15.43	63.96	0.00	---	---	PEAK																																																																																																
2	15812.10	63.28	74.00	-10.72	65.75	41.34	19.28	63.09	0.00	---	---	Peak																																																																																																

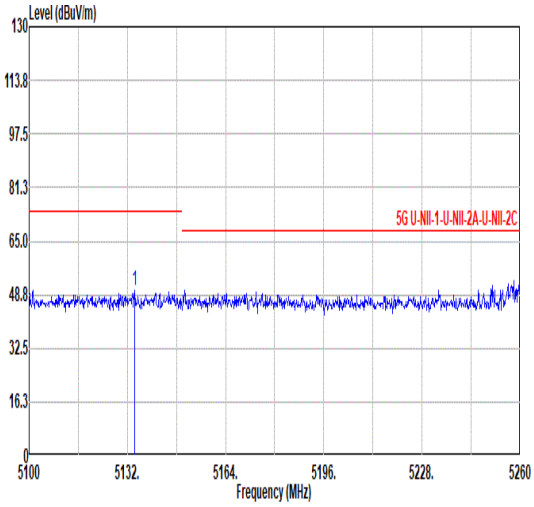
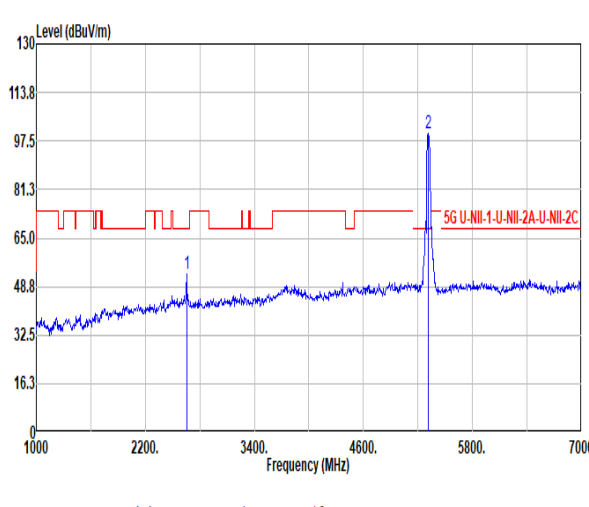
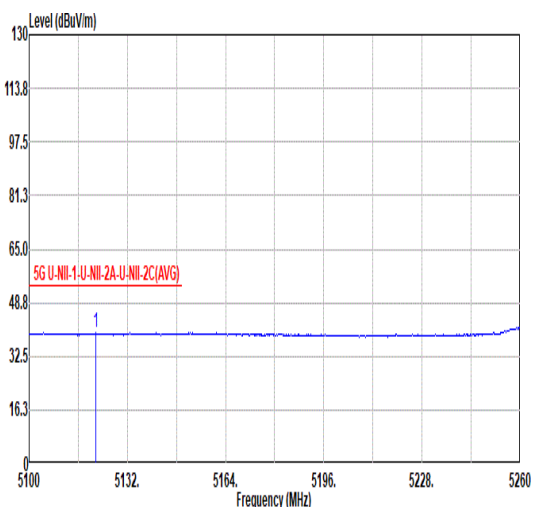
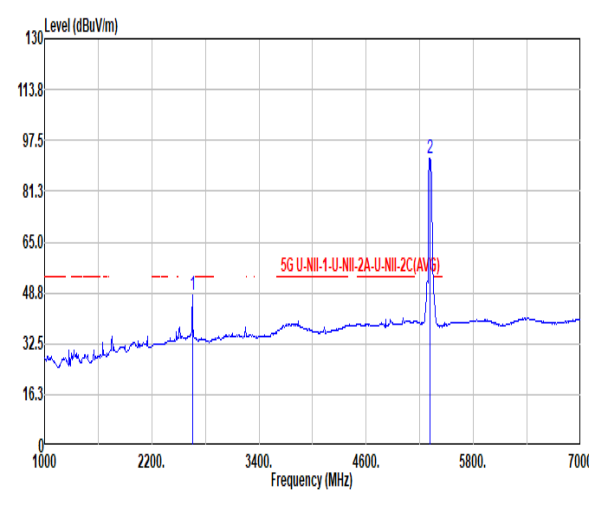


		26																																																																																																																												
Mode	Band Edge - L																																																																																																																													
	U-NII-2A_5.25-5.35_802.11n_HT40_CH62_5310MHz																																																																																																																													
ANT	1																																																																																																																													
Pol.	Horizontal	Fundamental																																																																																																																												
Peak	<p>Level (dBuV/m)</p> <p>Frequency (MHz)</p> <p>5G U-NII-1-U-NII-2A-U-NII-2C</p> <table border="1"> <thead> <tr> <th>Limit</th> <th>Read</th> <th>Ant</th> <th>Cable</th> <th>Preamp</th> <th>Aux</th> <th>APos</th> <th>TPos</th> <th>Remark</th> </tr> <tr> <th>Freq</th> <th>Level</th> <th>Line</th> <th>Margin</th> <th>Level</th> <th>Factor</th> <th>Loss</th> <th>Factor</th> <th>Factor</th> </tr> <tr> <th>MHz</th> <th>dBuV/m</th> <th>dBuV/m</th> <th>dB</th> <th>dBuV</th> <th>dB/m</th> <th>dB</th> <th>dB</th> <th>cm</th> <th>deg</th> </tr> </thead> <tbody> <tr> <td>1</td> <td>5116.00</td> <td>49.69</td> <td>74.00</td> <td>-24.31</td> <td>41.53</td> <td>34.65</td> <td>10.62</td> <td>37.11</td> <td>0.00</td> <td>273</td> <td>33</td> <td>PEAK</td> </tr> </tbody> </table>	Limit	Read	Ant	Cable	Preamp	Aux	APos	TPos	Remark	Freq	Level	Line	Margin	Level	Factor	Loss	Factor	Factor	MHz	dBuV/m	dBuV/m	dB	dBuV	dB/m	dB	dB	cm	deg	1	5116.00	49.69	74.00	-24.31	41.53	34.65	10.62	37.11	0.00	273	33	PEAK	<p>Level (dBuV/m)</p> <p>Frequency (MHz)</p> <p>5G U-NII-1-U-NII-2A-U-NII-2C</p> <table border="1"> <thead> <tr> <th>Limit</th> <th>Over</th> <th>Read</th> <th>Ant</th> <th>Cable</th> <th>Preamp</th> <th>Aux</th> <th>APos</th> <th>TPos</th> <th>Remark</th> </tr> <tr> <th>Freq</th> <th>Level</th> <th>Line</th> <th>Limit</th> <th>Level</th> <th>Factor</th> <th>Loss</th> <th>Factor</th> <th>Factor</th> <th>Factor</th> </tr> <tr> <th>MHz</th> <th>dBuV/m</th> <th>dBuV/m</th> <th>dB</th> <th>dBuV</th> <th>dB/m</th> <th>dB</th> <th>dB</th> <th>dB</th> <th>cm</th> <th>deg</th> </tr> </thead> <tbody> <tr> <td>1</td> <td>2656.00</td> <td>57.85</td> <td>68.20</td> <td>-10.35</td> <td>53.94</td> <td>33.11</td> <td>7.60</td> <td>36.80</td> <td>0.00</td> <td>---</td> <td>---</td> <td>Peak</td> </tr> <tr> <td>2</td> <td>3250.00</td> <td>50.02</td> <td>68.20</td> <td>-18.18</td> <td>45.59</td> <td>32.85</td> <td>8.41</td> <td>36.83</td> <td>0.00</td> <td>---</td> <td>---</td> <td>Peak</td> </tr> <tr> <td>3</td> <td>3838.00</td> <td>53.03</td> <td>74.00</td> <td>-20.97</td> <td>47.23</td> <td>33.49</td> <td>9.19</td> <td>36.88</td> <td>0.00</td> <td>---</td> <td>---</td> <td>Peak</td> </tr> <tr> <td>4</td> <td>5310.00</td> <td>97.50</td> <td>-----</td> <td>-----</td> <td>88.87</td> <td>34.91</td> <td>10.80</td> <td>37.08</td> <td>0.00</td> <td>273</td> <td>33</td> <td>PEAK</td> </tr> </tbody> </table>	Limit	Over	Read	Ant	Cable	Preamp	Aux	APos	TPos	Remark	Freq	Level	Line	Limit	Level	Factor	Loss	Factor	Factor	Factor	MHz	dBuV/m	dBuV/m	dB	dBuV	dB/m	dB	dB	dB	cm	deg	1	2656.00	57.85	68.20	-10.35	53.94	33.11	7.60	36.80	0.00	---	---	Peak	2	3250.00	50.02	68.20	-18.18	45.59	32.85	8.41	36.83	0.00	---	---	Peak	3	3838.00	53.03	74.00	-20.97	47.23	33.49	9.19	36.88	0.00	---	---	Peak	4	5310.00	97.50	-----	-----	88.87	34.91	10.80	37.08	0.00	273	33	PEAK
	Limit	Read	Ant	Cable	Preamp	Aux	APos	TPos	Remark																																																																																																																					
Freq	Level	Line	Margin	Level	Factor	Loss	Factor	Factor																																																																																																																						
MHz	dBuV/m	dBuV/m	dB	dBuV	dB/m	dB	dB	cm	deg																																																																																																																					
1	5116.00	49.69	74.00	-24.31	41.53	34.65	10.62	37.11	0.00	273	33	PEAK																																																																																																																		
Limit	Over	Read	Ant	Cable	Preamp	Aux	APos	TPos	Remark																																																																																																																					
Freq	Level	Line	Limit	Level	Factor	Loss	Factor	Factor	Factor																																																																																																																					
MHz	dBuV/m	dBuV/m	dB	dBuV	dB/m	dB	dB	dB	cm	deg																																																																																																																				
1	2656.00	57.85	68.20	-10.35	53.94	33.11	7.60	36.80	0.00	---	---	Peak																																																																																																																		
2	3250.00	50.02	68.20	-18.18	45.59	32.85	8.41	36.83	0.00	---	---	Peak																																																																																																																		
3	3838.00	53.03	74.00	-20.97	47.23	33.49	9.19	36.88	0.00	---	---	Peak																																																																																																																		
4	5310.00	97.50	-----	-----	88.87	34.91	10.80	37.08	0.00	273	33	PEAK																																																																																																																		
Avg	<p>Level (dBuV/m)</p> <p>Frequency (MHz)</p> <p>5G U-NII-1-U-NII-2A-U-NII-2C(AVG)</p> <table border="1"> <thead> <tr> <th>Limit</th> <th>Read</th> <th>Ant</th> <th>Cable</th> <th>Preamp</th> <th>Aux</th> <th>APos</th> <th>TPos</th> <th>Remark</th> </tr> <tr> <th>Freq</th> <th>Level</th> <th>Line</th> <th>Margin</th> <th>Level</th> <th>Factor</th> <th>Loss</th> <th>Factor</th> <th>Factor</th> </tr> <tr> <th>MHz</th> <th>dBuV/m</th> <th>dBuV/m</th> <th>dB</th> <th>dBuV</th> <th>dB/m</th> <th>dB</th> <th>dB</th> <th>cm</th> <th>deg</th> </tr> </thead> <tbody> <tr> <td>1</td> <td>5124.64</td> <td>39.58</td> <td>54.00</td> <td>-14.42</td> <td>31.38</td> <td>34.67</td> <td>10.63</td> <td>37.10</td> <td>0.00</td> <td>273</td> <td>33</td> <td>AVERAGE</td> </tr> </tbody> </table>	Limit	Read	Ant	Cable	Preamp	Aux	APos	TPos	Remark	Freq	Level	Line	Margin	Level	Factor	Loss	Factor	Factor	MHz	dBuV/m	dBuV/m	dB	dBuV	dB/m	dB	dB	cm	deg	1	5124.64	39.58	54.00	-14.42	31.38	34.67	10.63	37.10	0.00	273	33	AVERAGE	<p>Level (dBuV/m)</p> <p>Frequency (MHz)</p> <p>5G U-NII-1-U-NII-2A-U-NII-2C(AVG)</p> <table border="1"> <thead> <tr> <th>Limit</th> <th>Over</th> <th>Read</th> <th>Ant</th> <th>Cable</th> <th>Preamp</th> <th>Aux</th> <th>APos</th> <th>TPos</th> <th>Remark</th> </tr> <tr> <th>Freq</th> <th>Level</th> <th>Line</th> <th>Limit</th> <th>Level</th> <th>Factor</th> <th>Loss</th> <th>Factor</th> <th>Factor</th> <th>Factor</th> </tr> <tr> <th>MHz</th> <th>dBuV/m</th> <th>dBuV/m</th> <th>dB</th> <th>dBuV</th> <th>dB/m</th> <th>dB</th> <th>dB</th> <th>dB</th> <th>cm</th> <th>deg</th> </tr> </thead> <tbody> <tr> <td>1</td> <td>2656.00</td> <td>46.49</td> <td>-----</td> <td>-----</td> <td>42.58</td> <td>33.11</td> <td>7.60</td> <td>36.80</td> <td>0.00</td> <td>273</td> <td>33</td> <td>Average</td> </tr> <tr> <td>2</td> <td>3250.00</td> <td>41.59</td> <td>-----</td> <td>-----</td> <td>37.16</td> <td>32.85</td> <td>8.41</td> <td>36.83</td> <td>0.00</td> <td>273</td> <td>33</td> <td>Average</td> </tr> <tr> <td>3</td> <td>3838.00</td> <td>49.73</td> <td>54.00</td> <td>-4.27</td> <td>43.93</td> <td>33.49</td> <td>9.19</td> <td>36.88</td> <td>0.00</td> <td>273</td> <td>33</td> <td>Average</td> </tr> <tr> <td>4</td> <td>5310.00</td> <td>90.27</td> <td>-----</td> <td>-----</td> <td>81.64</td> <td>34.91</td> <td>10.80</td> <td>37.08</td> <td>0.00</td> <td>273</td> <td>33</td> <td>AVERAGE</td> </tr> </tbody> </table>	Limit	Over	Read	Ant	Cable	Preamp	Aux	APos	TPos	Remark	Freq	Level	Line	Limit	Level	Factor	Loss	Factor	Factor	Factor	MHz	dBuV/m	dBuV/m	dB	dBuV	dB/m	dB	dB	dB	cm	deg	1	2656.00	46.49	-----	-----	42.58	33.11	7.60	36.80	0.00	273	33	Average	2	3250.00	41.59	-----	-----	37.16	32.85	8.41	36.83	0.00	273	33	Average	3	3838.00	49.73	54.00	-4.27	43.93	33.49	9.19	36.88	0.00	273	33	Average	4	5310.00	90.27	-----	-----	81.64	34.91	10.80	37.08	0.00	273	33	AVERAGE
Limit	Read	Ant	Cable	Preamp	Aux	APos	TPos	Remark																																																																																																																						
Freq	Level	Line	Margin	Level	Factor	Loss	Factor	Factor																																																																																																																						
MHz	dBuV/m	dBuV/m	dB	dBuV	dB/m	dB	dB	cm	deg																																																																																																																					
1	5124.64	39.58	54.00	-14.42	31.38	34.67	10.63	37.10	0.00	273	33	AVERAGE																																																																																																																		
Limit	Over	Read	Ant	Cable	Preamp	Aux	APos	TPos	Remark																																																																																																																					
Freq	Level	Line	Limit	Level	Factor	Loss	Factor	Factor	Factor																																																																																																																					
MHz	dBuV/m	dBuV/m	dB	dBuV	dB/m	dB	dB	dB	cm	deg																																																																																																																				
1	2656.00	46.49	-----	-----	42.58	33.11	7.60	36.80	0.00	273	33	Average																																																																																																																		
2	3250.00	41.59	-----	-----	37.16	32.85	8.41	36.83	0.00	273	33	Average																																																																																																																		
3	3838.00	49.73	54.00	-4.27	43.93	33.49	9.19	36.88	0.00	273	33	Average																																																																																																																		
4	5310.00	90.27	-----	-----	81.64	34.91	10.80	37.08	0.00	273	33	AVERAGE																																																																																																																		



Mode	26																																							
	Band Edge - R																																							
	U-NII-2A_5.25-5.35_802.11n HT40_CH62_5310MHz																																							
ANT	1																																							
Pol.	Horizontal	Fundamental																																						
Peak	<table border="1"> <thead> <tr> <th>Limit</th> <th>Read</th> <th>Ant</th> <th>Cable</th> <th>Preamp</th> <th>Aux</th> <th>APos</th> <th>TPos</th> <th>Remark</th> </tr> <tr> <th>Freq</th> <th>Level</th> <th>Line</th> <th>Margin</th> <th>Level</th> <th>Factor</th> <th>Loss</th> <th>Factor</th> <th>Factor</th> </tr> <tr> <th>MHz</th> <th>dBuV/m</th> <th>dBuV/m</th> <th>dB</th> <th>dBuV</th> <th>dB/m</th> <th>dB</th> <th>dB</th> <th>cm</th> <th>deg</th> </tr> </thead> <tbody> <tr> <td>1 5350.50</td> <td>64.85</td> <td>74.00</td> <td>-9.15</td> <td>56.13</td> <td>34.95</td> <td>10.84</td> <td>37.07</td> <td>0.00</td> <td>273 33 PEAK</td> </tr> </tbody> </table>	Limit	Read	Ant	Cable	Preamp	Aux	APos	TPos	Remark	Freq	Level	Line	Margin	Level	Factor	Loss	Factor	Factor	MHz	dBuV/m	dBuV/m	dB	dBuV	dB/m	dB	dB	cm	deg	1 5350.50	64.85	74.00	-9.15	56.13	34.95	10.84	37.07	0.00	273 33 PEAK	Blank
Limit	Read	Ant	Cable	Preamp	Aux	APos	TPos	Remark																																
Freq	Level	Line	Margin	Level	Factor	Loss	Factor	Factor																																
MHz	dBuV/m	dBuV/m	dB	dBuV	dB/m	dB	dB	cm	deg																															
1 5350.50	64.85	74.00	-9.15	56.13	34.95	10.84	37.07	0.00	273 33 PEAK																															
Avg	<table border="1"> <thead> <tr> <th>Limit</th> <th>Read</th> <th>Ant</th> <th>Cable</th> <th>Preamp</th> <th>Aux</th> <th>APos</th> <th>TPos</th> <th>Remark</th> </tr> <tr> <th>Freq</th> <th>Level</th> <th>Line</th> <th>Margin</th> <th>Level</th> <th>Factor</th> <th>Loss</th> <th>Factor</th> <th>Factor</th> </tr> <tr> <th>MHz</th> <th>dBuV/m</th> <th>dBuV/m</th> <th>dB</th> <th>dBuV</th> <th>dB/m</th> <th>dB</th> <th>dB</th> <th>cm</th> <th>deg</th> </tr> </thead> <tbody> <tr> <td>1 5350.10</td> <td>49.62</td> <td>54.00</td> <td>-4.38</td> <td>40.90</td> <td>34.95</td> <td>10.84</td> <td>37.07</td> <td>0.00</td> <td>273 33 AVERAGE</td> </tr> </tbody> </table>	Limit	Read	Ant	Cable	Preamp	Aux	APos	TPos	Remark	Freq	Level	Line	Margin	Level	Factor	Loss	Factor	Factor	MHz	dBuV/m	dBuV/m	dB	dBuV	dB/m	dB	dB	cm	deg	1 5350.10	49.62	54.00	-4.38	40.90	34.95	10.84	37.07	0.00	273 33 AVERAGE	Blank
Limit	Read	Ant	Cable	Preamp	Aux	APos	TPos	Remark																																
Freq	Level	Line	Margin	Level	Factor	Loss	Factor	Factor																																
MHz	dBuV/m	dBuV/m	dB	dBuV	dB/m	dB	dB	cm	deg																															
1 5350.10	49.62	54.00	-4.38	40.90	34.95	10.84	37.07	0.00	273 33 AVERAGE																															



		26																																																																																																			
Mode	Band Edge - L																																																																																																				
	U-NII-2A_5.25-5.35_802.11n_HT40_CH62_5310MHz																																																																																																				
ANT	1																																																																																																				
Pol.	Vertical	Fundamental																																																																																																			
Peak	 <p>Level (dBuV/m) vs Frequency (MHz) for Vertical polarization. The plot shows a blue signal line with a peak at 5132 MHz. A red limit line is at 65.0 dBuV/m. The label '5G U-NII-1-U-NII-2A-U-NII-2C' is present.</p> <table border="1"> <thead> <tr> <th>Limit</th> <th>Read</th> <th>Ant</th> <th>Cable</th> <th>Preamp</th> <th>Aux</th> <th>APos</th> <th>TPos</th> <th>Remark</th> </tr> <tr> <th>Freq</th> <th>Level</th> <th>Line</th> <th>Margin</th> <th>Level</th> <th>Factor</th> <th>Loss</th> <th>Factor</th> <th>Factor</th> </tr> <tr> <th>MHz</th> <th>dBuV/m</th> <th>dBuV/m</th> <th>dB</th> <th>dBuV</th> <th>dB/m</th> <th>dB</th> <th>dB</th> <th>dB</th> </tr> </thead> <tbody> <tr> <td>1</td> <td>5134.40</td> <td>50.07</td> <td>74.00</td> <td>-23.93</td> <td>41.83</td> <td>34.70</td> <td>10.64</td> <td>37.10</td> <td>0.00</td> <td>300</td> <td>91 PEAK</td> </tr> </tbody> </table>	Limit	Read	Ant	Cable	Preamp	Aux	APos	TPos	Remark	Freq	Level	Line	Margin	Level	Factor	Loss	Factor	Factor	MHz	dBuV/m	dBuV/m	dB	dBuV	dB/m	dB	dB	dB	1	5134.40	50.07	74.00	-23.93	41.83	34.70	10.64	37.10	0.00	300	91 PEAK	 <p>Level (dBuV/m) vs Frequency (MHz) for Fundamental polarization. The plot shows a blue signal line with a peak at 5310 MHz. A red limit line is at 65.0 dBuV/m. The label '5G U-NII-1-U-NII-2A-U-NII-2C' is present.</p> <table border="1"> <thead> <tr> <th>Limit</th> <th>Over</th> <th>Read</th> <th>Ant</th> <th>Cable</th> <th>Preamp</th> <th>Aux</th> <th>APos</th> <th>TPos</th> <th>Remark</th> </tr> <tr> <th>Freq</th> <th>Level</th> <th>Line</th> <th>Limit</th> <th>Level</th> <th>Factor</th> <th>Loss</th> <th>Factor</th> <th>Factor</th> <th>cm</th> <th>deg</th> <th>Remark</th> </tr> <tr> <th>MHz</th> <th>dBuV/m</th> <th>dBuV/m</th> <th>dB</th> <th>dBuV</th> <th>dB/m</th> <th>dB</th> <th>dB</th> <th>dB</th> <th>cm</th> <th>deg</th> <th>Peak</th> </tr> </thead> <tbody> <tr> <td>1</td> <td>2656.00</td> <td>53.03</td> <td>68.20</td> <td>-15.17</td> <td>49.12</td> <td>33.11</td> <td>7.60</td> <td>36.80</td> <td>0.00</td> <td>---</td> <td>---</td> <td>Peak</td> </tr> <tr> <td>2</td> <td>5310.00</td> <td>100.02</td> <td>-----</td> <td>-----</td> <td>91.39</td> <td>34.91</td> <td>10.80</td> <td>37.08</td> <td>0.00</td> <td>300</td> <td>91</td> <td>PEAK</td> </tr> </tbody> </table>	Limit	Over	Read	Ant	Cable	Preamp	Aux	APos	TPos	Remark	Freq	Level	Line	Limit	Level	Factor	Loss	Factor	Factor	cm	deg	Remark	MHz	dBuV/m	dBuV/m	dB	dBuV	dB/m	dB	dB	dB	cm	deg	Peak	1	2656.00	53.03	68.20	-15.17	49.12	33.11	7.60	36.80	0.00	---	---	Peak	2	5310.00	100.02	-----	-----	91.39	34.91	10.80	37.08	0.00	300	91	PEAK
	Limit	Read	Ant	Cable	Preamp	Aux	APos	TPos	Remark																																																																																												
Freq	Level	Line	Margin	Level	Factor	Loss	Factor	Factor																																																																																													
MHz	dBuV/m	dBuV/m	dB	dBuV	dB/m	dB	dB	dB																																																																																													
1	5134.40	50.07	74.00	-23.93	41.83	34.70	10.64	37.10	0.00	300	91 PEAK																																																																																										
Limit	Over	Read	Ant	Cable	Preamp	Aux	APos	TPos	Remark																																																																																												
Freq	Level	Line	Limit	Level	Factor	Loss	Factor	Factor	cm	deg	Remark																																																																																										
MHz	dBuV/m	dBuV/m	dB	dBuV	dB/m	dB	dB	dB	cm	deg	Peak																																																																																										
1	2656.00	53.03	68.20	-15.17	49.12	33.11	7.60	36.80	0.00	---	---	Peak																																																																																									
2	5310.00	100.02	-----	-----	91.39	34.91	10.80	37.08	0.00	300	91	PEAK																																																																																									
Avg	 <p>Level (dBuV/m) vs Frequency (MHz) for Vertical polarization. The plot shows a blue signal line with a peak at 5121.76 MHz. A red limit line is at 54.00 dBuV/m. The label '5G U-NII-1-U-NII-2A-U-NII-2C(AVG)' is present.</p> <table border="1"> <thead> <tr> <th>Limit</th> <th>Read</th> <th>Ant</th> <th>Cable</th> <th>Preamp</th> <th>Aux</th> <th>APos</th> <th>TPos</th> <th>Remark</th> </tr> <tr> <th>Freq</th> <th>Level</th> <th>Line</th> <th>Margin</th> <th>Level</th> <th>Factor</th> <th>Loss</th> <th>Factor</th> <th>Factor</th> </tr> <tr> <th>MHz</th> <th>dBuV/m</th> <th>dBuV/m</th> <th>dB</th> <th>dBuV</th> <th>dB/m</th> <th>dB</th> <th>dB</th> <th>dB</th> </tr> </thead> <tbody> <tr> <td>1</td> <td>5121.76</td> <td>39.60</td> <td>54.00</td> <td>-14.40</td> <td>31.42</td> <td>34.67</td> <td>10.62</td> <td>37.11</td> <td>0.00</td> <td>300</td> <td>91 AVERAGE</td> </tr> </tbody> </table>	Limit	Read	Ant	Cable	Preamp	Aux	APos	TPos	Remark	Freq	Level	Line	Margin	Level	Factor	Loss	Factor	Factor	MHz	dBuV/m	dBuV/m	dB	dBuV	dB/m	dB	dB	dB	1	5121.76	39.60	54.00	-14.40	31.42	34.67	10.62	37.11	0.00	300	91 AVERAGE	 <p>Level (dBuV/m) vs Frequency (MHz) for Fundamental polarization. The plot shows a blue signal line with a peak at 5310 MHz. A red limit line is at 54.00 dBuV/m. The label '5G U-NII-1-U-NII-2A-U-NII-2C(AVG)' is present.</p> <table border="1"> <thead> <tr> <th>Limit</th> <th>Over</th> <th>Read</th> <th>Ant</th> <th>Cable</th> <th>Preamp</th> <th>Aux</th> <th>APos</th> <th>TPos</th> <th>Remark</th> </tr> <tr> <th>Freq</th> <th>Level</th> <th>Line</th> <th>Limit</th> <th>Level</th> <th>Factor</th> <th>Loss</th> <th>Factor</th> <th>Factor</th> <th>cm</th> <th>deg</th> <th>Remark</th> </tr> <tr> <th>MHz</th> <th>dBuV/m</th> <th>dBuV/m</th> <th>dB</th> <th>dBuV</th> <th>dB/m</th> <th>dB</th> <th>dB</th> <th>dB</th> <th>cm</th> <th>deg</th> <th>Average</th> </tr> </thead> <tbody> <tr> <td>1</td> <td>2656.00</td> <td>47.94</td> <td>-----</td> <td>-----</td> <td>44.03</td> <td>33.11</td> <td>7.60</td> <td>36.80</td> <td>0.00</td> <td>300</td> <td>91</td> <td>Average</td> </tr> <tr> <td>2</td> <td>5310.00</td> <td>91.93</td> <td>-----</td> <td>-----</td> <td>83.30</td> <td>34.91</td> <td>10.80</td> <td>37.08</td> <td>0.00</td> <td>300</td> <td>91</td> <td>AVERAGE</td> </tr> </tbody> </table>	Limit	Over	Read	Ant	Cable	Preamp	Aux	APos	TPos	Remark	Freq	Level	Line	Limit	Level	Factor	Loss	Factor	Factor	cm	deg	Remark	MHz	dBuV/m	dBuV/m	dB	dBuV	dB/m	dB	dB	dB	cm	deg	Average	1	2656.00	47.94	-----	-----	44.03	33.11	7.60	36.80	0.00	300	91	Average	2	5310.00	91.93	-----	-----	83.30	34.91	10.80	37.08	0.00	300	91	AVERAGE
Limit	Read	Ant	Cable	Preamp	Aux	APos	TPos	Remark																																																																																													
Freq	Level	Line	Margin	Level	Factor	Loss	Factor	Factor																																																																																													
MHz	dBuV/m	dBuV/m	dB	dBuV	dB/m	dB	dB	dB																																																																																													
1	5121.76	39.60	54.00	-14.40	31.42	34.67	10.62	37.11	0.00	300	91 AVERAGE																																																																																										
Limit	Over	Read	Ant	Cable	Preamp	Aux	APos	TPos	Remark																																																																																												
Freq	Level	Line	Limit	Level	Factor	Loss	Factor	Factor	cm	deg	Remark																																																																																										
MHz	dBuV/m	dBuV/m	dB	dBuV	dB/m	dB	dB	dB	cm	deg	Average																																																																																										
1	2656.00	47.94	-----	-----	44.03	33.11	7.60	36.80	0.00	300	91	Average																																																																																									
2	5310.00	91.93	-----	-----	83.30	34.91	10.80	37.08	0.00	300	91	AVERAGE																																																																																									



Mode	26																																																	
	Band Edge - R																																																	
	U-NII-2A_5.25-5.35_802.11n HT40_CH62_5310MHz																																																	
ANT	1																																																	
Pol.	Vertical	Fundamental																																																
Peak	<table border="1"> <thead> <tr> <th>Limit</th> <th>Read</th> <th>Ant</th> <th>Cable</th> <th>Preamp</th> <th>Aux</th> <th>APos</th> <th>TPos</th> </tr> <tr> <th>Freq</th> <th>Level</th> <th>Line</th> <th>Margin</th> <th>Level</th> <th>Factor</th> <th>Loss</th> <th>Factor</th> </tr> <tr> <th>MHz</th> <th>dBuV/m</th> <th>dBuV/m</th> <th>dB</th> <th>dBuV</th> <th>dB/m</th> <th>dB</th> <th>dB</th> </tr> </thead> <tbody> <tr> <td>1 5350.50</td> <td>68.62</td> <td>74.00</td> <td>-5.38</td> <td>59.90</td> <td>34.95</td> <td>10.84</td> <td>37.07</td> </tr> <tr> <td></td> <td></td> <td></td> <td></td> <td></td> <td></td> <td>0.00</td> <td>300</td> </tr> <tr> <td></td> <td></td> <td></td> <td></td> <td></td> <td></td> <td></td> <td>91 PEAK</td> </tr> </tbody> </table>	Limit	Read	Ant	Cable	Preamp	Aux	APos	TPos	Freq	Level	Line	Margin	Level	Factor	Loss	Factor	MHz	dBuV/m	dBuV/m	dB	dBuV	dB/m	dB	dB	1 5350.50	68.62	74.00	-5.38	59.90	34.95	10.84	37.07							0.00	300								91 PEAK	Blank
Limit	Read	Ant	Cable	Preamp	Aux	APos	TPos																																											
Freq	Level	Line	Margin	Level	Factor	Loss	Factor																																											
MHz	dBuV/m	dBuV/m	dB	dBuV	dB/m	dB	dB																																											
1 5350.50	68.62	74.00	-5.38	59.90	34.95	10.84	37.07																																											
						0.00	300																																											
							91 PEAK																																											
Avg	<table border="1"> <thead> <tr> <th>Limit</th> <th>Read</th> <th>Ant</th> <th>Cable</th> <th>Preamp</th> <th>Aux</th> <th>APos</th> <th>TPos</th> </tr> <tr> <th>Freq</th> <th>Level</th> <th>Line</th> <th>Margin</th> <th>Level</th> <th>Factor</th> <th>Loss</th> <th>Factor</th> </tr> <tr> <th>MHz</th> <th>dBuV/m</th> <th>dBuV/m</th> <th>dB</th> <th>dBuV</th> <th>dB/m</th> <th>dB</th> <th>dB</th> </tr> </thead> <tbody> <tr> <td>1 5350.00</td> <td>50.97</td> <td>54.00</td> <td>-3.03</td> <td>42.25</td> <td>34.95</td> <td>10.84</td> <td>37.07</td> </tr> <tr> <td></td> <td></td> <td></td> <td></td> <td></td> <td></td> <td>0.00</td> <td>300</td> </tr> <tr> <td></td> <td></td> <td></td> <td></td> <td></td> <td></td> <td></td> <td>91 AVERAGE</td> </tr> </tbody> </table>	Limit	Read	Ant	Cable	Preamp	Aux	APos	TPos	Freq	Level	Line	Margin	Level	Factor	Loss	Factor	MHz	dBuV/m	dBuV/m	dB	dBuV	dB/m	dB	dB	1 5350.00	50.97	54.00	-3.03	42.25	34.95	10.84	37.07							0.00	300								91 AVERAGE	Blank
Limit	Read	Ant	Cable	Preamp	Aux	APos	TPos																																											
Freq	Level	Line	Margin	Level	Factor	Loss	Factor																																											
MHz	dBuV/m	dBuV/m	dB	dBuV	dB/m	dB	dB																																											
1 5350.00	50.97	54.00	-3.03	42.25	34.95	10.84	37.07																																											
						0.00	300																																											
							91 AVERAGE																																											



Mode	26																																																																																																																																													
	Harmonic																																																																																																																																													
	U-NII-2A_5.25-5.35_802.11n HT40_CH62_5310MHz																																																																																																																																													
ANT	1																																																																																																																																													
Pol.	Horizontal	Vertical																																																																																																																																												
Peak Avg	<table border="1"> <thead> <tr> <th>Limit</th> <th>Over</th> <th>Read</th> <th>Ant</th> <th>Cable</th> <th>Preamp</th> <th>Aux</th> <th>APos</th> <th>TPos</th> <th>Remark</th> </tr> <tr> <th>Freq</th> <th>Level</th> <th>Line</th> <th>Limit</th> <th>Level</th> <th>Factor</th> <th>Loss</th> <th>Factor</th> <th>Factor</th> <th></th> </tr> <tr> <th>MHz</th> <th>dBuV/m</th> <th>dBuV/m</th> <th>dB</th> <th>dBuV</th> <th>dB/m</th> <th>dB</th> <th>dB</th> <th>dB</th> <th>cm</th> <th>deg</th> </tr> </thead> <tbody> <tr> <td>1</td> <td>10620.00</td> <td>53.67</td> <td>74.00</td> <td>-20.33</td> <td>64.54</td> <td>37.51</td> <td>15.49</td> <td>63.87</td> <td>0.00</td> <td>243</td> <td>324</td> <td>PEAK</td> </tr> <tr> <td>2</td> <td>10620.00</td> <td>44.20</td> <td>54.00</td> <td>-9.80</td> <td>55.07</td> <td>37.51</td> <td>15.49</td> <td>63.87</td> <td>0.00</td> <td>243</td> <td>324</td> <td>AVERAGE</td> </tr> <tr> <td>3</td> <td>15922.10</td> <td>60.44</td> <td>74.00</td> <td>-13.56</td> <td>62.76</td> <td>41.55</td> <td>19.36</td> <td>63.23</td> <td>0.00</td> <td>---</td> <td>---</td> <td>Peak</td> </tr> </tbody> </table>	Limit	Over	Read	Ant	Cable	Preamp	Aux	APos	TPos	Remark	Freq	Level	Line	Limit	Level	Factor	Loss	Factor	Factor		MHz	dBuV/m	dBuV/m	dB	dBuV	dB/m	dB	dB	dB	cm	deg	1	10620.00	53.67	74.00	-20.33	64.54	37.51	15.49	63.87	0.00	243	324	PEAK	2	10620.00	44.20	54.00	-9.80	55.07	37.51	15.49	63.87	0.00	243	324	AVERAGE	3	15922.10	60.44	74.00	-13.56	62.76	41.55	19.36	63.23	0.00	---	---	Peak	<table border="1"> <thead> <tr> <th>Limit</th> <th>Over</th> <th>Read</th> <th>Ant</th> <th>Cable</th> <th>Preamp</th> <th>Aux</th> <th>APos</th> <th>TPos</th> <th>Remark</th> </tr> <tr> <th>Freq</th> <th>Level</th> <th>Line</th> <th>Limit</th> <th>Level</th> <th>Factor</th> <th>Loss</th> <th>Factor</th> <th>Factor</th> <th></th> </tr> <tr> <th>MHz</th> <th>dBuV/m</th> <th>dBuV/m</th> <th>dB</th> <th>dBuV</th> <th>dB/m</th> <th>dB</th> <th>dB</th> <th>dB</th> <th>cm</th> <th>deg</th> </tr> </thead> <tbody> <tr> <td>1</td> <td>10620.00</td> <td>50.83</td> <td>74.00</td> <td>-23.17</td> <td>61.70</td> <td>37.51</td> <td>15.49</td> <td>63.87</td> <td>0.00</td> <td>302</td> <td>171</td> <td>PEAK</td> </tr> <tr> <td>2</td> <td>10620.00</td> <td>41.48</td> <td>54.00</td> <td>-12.52</td> <td>52.36</td> <td>37.51</td> <td>15.48</td> <td>63.87</td> <td>0.00</td> <td>302</td> <td>171</td> <td>AVERAGE</td> </tr> <tr> <td>3</td> <td>15925.40</td> <td>61.37</td> <td>74.00</td> <td>-12.63</td> <td>63.68</td> <td>41.56</td> <td>19.36</td> <td>63.23</td> <td>0.00</td> <td>---</td> <td>---</td> <td>Peak</td> </tr> </tbody> </table>	Limit	Over	Read	Ant	Cable	Preamp	Aux	APos	TPos	Remark	Freq	Level	Line	Limit	Level	Factor	Loss	Factor	Factor		MHz	dBuV/m	dBuV/m	dB	dBuV	dB/m	dB	dB	dB	cm	deg	1	10620.00	50.83	74.00	-23.17	61.70	37.51	15.49	63.87	0.00	302	171	PEAK	2	10620.00	41.48	54.00	-12.52	52.36	37.51	15.48	63.87	0.00	302	171	AVERAGE	3	15925.40	61.37	74.00	-12.63	63.68	41.56	19.36	63.23	0.00	---	---	Peak
	Limit	Over	Read	Ant	Cable	Preamp	Aux	APos	TPos	Remark																																																																																																																																				
Freq	Level	Line	Limit	Level	Factor	Loss	Factor	Factor																																																																																																																																						
MHz	dBuV/m	dBuV/m	dB	dBuV	dB/m	dB	dB	dB	cm	deg																																																																																																																																				
1	10620.00	53.67	74.00	-20.33	64.54	37.51	15.49	63.87	0.00	243	324	PEAK																																																																																																																																		
2	10620.00	44.20	54.00	-9.80	55.07	37.51	15.49	63.87	0.00	243	324	AVERAGE																																																																																																																																		
3	15922.10	60.44	74.00	-13.56	62.76	41.55	19.36	63.23	0.00	---	---	Peak																																																																																																																																		
Limit	Over	Read	Ant	Cable	Preamp	Aux	APos	TPos	Remark																																																																																																																																					
Freq	Level	Line	Limit	Level	Factor	Loss	Factor	Factor																																																																																																																																						
MHz	dBuV/m	dBuV/m	dB	dBuV	dB/m	dB	dB	dB	cm	deg																																																																																																																																				
1	10620.00	50.83	74.00	-23.17	61.70	37.51	15.49	63.87	0.00	302	171	PEAK																																																																																																																																		
2	10620.00	41.48	54.00	-12.52	52.36	37.51	15.48	63.87	0.00	302	171	AVERAGE																																																																																																																																		
3	15925.40	61.37	74.00	-12.63	63.68	41.56	19.36	63.23	0.00	---	---	Peak																																																																																																																																		



Mode	27																																																																																																						
	Band Edge - L																																																																																																						
	U-NII-2C_5.47-5.725_802.11n_HT40_CH102_5510MHz																																																																																																						
ANT	1																																																																																																						
Pol.	Horizontal	Fundamental																																																																																																					
Peak	<table border="1"> <thead> <tr> <th>Limit</th> <th>Over</th> <th>Read</th> <th>Ant</th> <th>Cable</th> <th>Preamp</th> <th>Aux</th> <th>APos</th> <th>TPos</th> <th>Remark</th> </tr> <tr> <th>Freq</th> <th>Level</th> <th>Line</th> <th>Limit</th> <th>Level</th> <th>Factor</th> <th>Loss</th> <th>Factor</th> <th>Factor</th> <th></th> </tr> <tr> <th>MHz</th> <th>dBuV/m</th> <th>dBuV/m</th> <th>dB</th> <th>dBuV</th> <th>dB/m</th> <th>dB</th> <th>dB</th> <th>dB</th> <th>cm</th> <th>deg</th> </tr> </thead> <tbody> <tr> <td>1</td> <td>5459.28</td> <td>55.67</td> <td>74.00</td> <td>-18.33</td> <td>46.88</td> <td>34.88</td> <td>10.97</td> <td>37.06</td> <td>0.00</td> <td>307</td> <td>253</td> <td>PEAK</td> </tr> <tr> <td>2</td> <td>5469.36</td> <td>66.09</td> <td>68.20</td> <td>-2.11</td> <td>57.30</td> <td>34.86</td> <td>10.98</td> <td>37.05</td> <td>0.00</td> <td>307</td> <td>253</td> <td>PEAK</td> </tr> </tbody> </table>	Limit	Over	Read	Ant	Cable	Preamp	Aux	APos	TPos	Remark	Freq	Level	Line	Limit	Level	Factor	Loss	Factor	Factor		MHz	dBuV/m	dBuV/m	dB	dBuV	dB/m	dB	dB	dB	cm	deg	1	5459.28	55.67	74.00	-18.33	46.88	34.88	10.97	37.06	0.00	307	253	PEAK	2	5469.36	66.09	68.20	-2.11	57.30	34.86	10.98	37.05	0.00	307	253	PEAK	<table border="1"> <thead> <tr> <th>Limit</th> <th>Over</th> <th>Read</th> <th>Ant</th> <th>Cable</th> <th>Preamp</th> <th>Aux</th> <th>APos</th> <th>TPos</th> <th>Remark</th> </tr> <tr> <th>Freq</th> <th>Level</th> <th>Line</th> <th>Limit</th> <th>Level</th> <th>Factor</th> <th>Loss</th> <th>Factor</th> <th>Factor</th> <th></th> </tr> <tr> <th>MHz</th> <th>dBuV/m</th> <th>dBuV/m</th> <th>dB</th> <th>dBuV</th> <th>dB/m</th> <th>dB</th> <th>dB</th> <th>dB</th> <th>cm</th> <th>deg</th> </tr> </thead> <tbody> <tr> <td>1</td> <td>5510.00</td> <td>105.57</td> <td>-----</td> <td>-----</td> <td>96.73</td> <td>34.85</td> <td>11.04</td> <td>37.05</td> <td>0.00</td> <td>307</td> <td>253</td> <td>PEAK</td> </tr> </tbody> </table>	Limit	Over	Read	Ant	Cable	Preamp	Aux	APos	TPos	Remark	Freq	Level	Line	Limit	Level	Factor	Loss	Factor	Factor		MHz	dBuV/m	dBuV/m	dB	dBuV	dB/m	dB	dB	dB	cm	deg	1	5510.00	105.57	-----	-----	96.73	34.85	11.04	37.05	0.00	307	253	PEAK
	Limit	Over	Read	Ant	Cable	Preamp	Aux	APos	TPos	Remark																																																																																													
Freq	Level	Line	Limit	Level	Factor	Loss	Factor	Factor																																																																																															
MHz	dBuV/m	dBuV/m	dB	dBuV	dB/m	dB	dB	dB	cm	deg																																																																																													
1	5459.28	55.67	74.00	-18.33	46.88	34.88	10.97	37.06	0.00	307	253	PEAK																																																																																											
2	5469.36	66.09	68.20	-2.11	57.30	34.86	10.98	37.05	0.00	307	253	PEAK																																																																																											
Limit	Over	Read	Ant	Cable	Preamp	Aux	APos	TPos	Remark																																																																																														
Freq	Level	Line	Limit	Level	Factor	Loss	Factor	Factor																																																																																															
MHz	dBuV/m	dBuV/m	dB	dBuV	dB/m	dB	dB	dB	cm	deg																																																																																													
1	5510.00	105.57	-----	-----	96.73	34.85	11.04	37.05	0.00	307	253	PEAK																																																																																											
Avg	<table border="1"> <thead> <tr> <th>Limit</th> <th>Over</th> <th>Read</th> <th>Ant</th> <th>Cable</th> <th>Preamp</th> <th>Aux</th> <th>APos</th> <th>TPos</th> <th>Remark</th> </tr> <tr> <th>Freq</th> <th>Level</th> <th>Line</th> <th>Limit</th> <th>Level</th> <th>Factor</th> <th>Loss</th> <th>Factor</th> <th>Factor</th> <th></th> </tr> <tr> <th>MHz</th> <th>dBuV/m</th> <th>dBuV/m</th> <th>dB</th> <th>dBuV</th> <th>dB/m</th> <th>dB</th> <th>dB</th> <th>dB</th> <th>cm</th> <th>deg</th> </tr> </thead> <tbody> <tr> <td>1</td> <td>5459.92</td> <td>44.25</td> <td>54.00</td> <td>-9.75</td> <td>35.46</td> <td>34.88</td> <td>10.97</td> <td>37.06</td> <td>0.00</td> <td>307</td> <td>253</td> <td>AVERAGE</td> </tr> </tbody> </table>	Limit	Over	Read	Ant	Cable	Preamp	Aux	APos	TPos	Remark	Freq	Level	Line	Limit	Level	Factor	Loss	Factor	Factor		MHz	dBuV/m	dBuV/m	dB	dBuV	dB/m	dB	dB	dB	cm	deg	1	5459.92	44.25	54.00	-9.75	35.46	34.88	10.97	37.06	0.00	307	253	AVERAGE	<table border="1"> <thead> <tr> <th>Limit</th> <th>Over</th> <th>Read</th> <th>Ant</th> <th>Cable</th> <th>Preamp</th> <th>Aux</th> <th>APos</th> <th>TPos</th> <th>Remark</th> </tr> <tr> <th>Freq</th> <th>Level</th> <th>Line</th> <th>Limit</th> <th>Level</th> <th>Factor</th> <th>Loss</th> <th>Factor</th> <th>Factor</th> <th></th> </tr> <tr> <th>MHz</th> <th>dBuV/m</th> <th>dBuV/m</th> <th>dB</th> <th>dBuV</th> <th>dB/m</th> <th>dB</th> <th>dB</th> <th>dB</th> <th>cm</th> <th>deg</th> </tr> </thead> <tbody> <tr> <td>1</td> <td>5510.00</td> <td>96.31</td> <td>-----</td> <td>-----</td> <td>87.47</td> <td>34.85</td> <td>11.04</td> <td>37.05</td> <td>0.00</td> <td>307</td> <td>253</td> <td>AVERAGE</td> </tr> </tbody> </table>	Limit	Over	Read	Ant	Cable	Preamp	Aux	APos	TPos	Remark	Freq	Level	Line	Limit	Level	Factor	Loss	Factor	Factor		MHz	dBuV/m	dBuV/m	dB	dBuV	dB/m	dB	dB	dB	cm	deg	1	5510.00	96.31	-----	-----	87.47	34.85	11.04	37.05	0.00	307	253	AVERAGE													
	Limit	Over	Read	Ant	Cable	Preamp	Aux	APos	TPos	Remark																																																																																													
Freq	Level	Line	Limit	Level	Factor	Loss	Factor	Factor																																																																																															
MHz	dBuV/m	dBuV/m	dB	dBuV	dB/m	dB	dB	dB	cm	deg																																																																																													
1	5459.92	44.25	54.00	-9.75	35.46	34.88	10.97	37.06	0.00	307	253	AVERAGE																																																																																											
Limit	Over	Read	Ant	Cable	Preamp	Aux	APos	TPos	Remark																																																																																														
Freq	Level	Line	Limit	Level	Factor	Loss	Factor	Factor																																																																																															
MHz	dBuV/m	dBuV/m	dB	dBuV	dB/m	dB	dB	dB	cm	deg																																																																																													
1	5510.00	96.31	-----	-----	87.47	34.85	11.04	37.05	0.00	307	253	AVERAGE																																																																																											



Mode	27																																												
	Band Edge - R																																												
	U-NII-2C_5.47-5.725_802.11n HT40_CH102_5510MHz																																												
ANT	1																																												
Pol.	Horizontal	Fundamental																																											
Peak	<p>5G U-NII-1-U-NII-2A-U-NII-2C</p> <table border="1"> <thead> <tr> <th>Limit</th> <th>Over</th> <th>Read</th> <th>Ant</th> <th>Cable</th> <th>Preamp</th> <th>Aux</th> <th>APos</th> <th>TPos</th> <th>Remark</th> </tr> <tr> <th>Freq</th> <th>Level</th> <th>Line</th> <th>Limit</th> <th>Level</th> <th>Factor</th> <th>Loss</th> <th>Factor</th> <th>Factor</th> <th></th> </tr> <tr> <th>MHz</th> <th>dBuV/m</th> <th>dBuV/m</th> <th>dB</th> <th>dBuV</th> <th>dB/m</th> <th>dB</th> <th>dB</th> <th>dB</th> <th>cm</th> <th>deg</th> </tr> </thead> <tbody> <tr> <td>1 5761.00</td> <td>49.53</td> <td>68.20</td> <td>-18.67</td> <td>39.92</td> <td>35.42</td> <td>11.39</td> <td>37.20</td> <td>0.00</td> <td>307</td> <td>253</td> <td>PEAK</td> </tr> </tbody> </table>	Limit	Over	Read	Ant	Cable	Preamp	Aux	APos	TPos	Remark	Freq	Level	Line	Limit	Level	Factor	Loss	Factor	Factor		MHz	dBuV/m	dBuV/m	dB	dBuV	dB/m	dB	dB	dB	cm	deg	1 5761.00	49.53	68.20	-18.67	39.92	35.42	11.39	37.20	0.00	307	253	PEAK	Blank
Limit	Over	Read	Ant	Cable	Preamp	Aux	APos	TPos	Remark																																				
Freq	Level	Line	Limit	Level	Factor	Loss	Factor	Factor																																					
MHz	dBuV/m	dBuV/m	dB	dBuV	dB/m	dB	dB	dB	cm	deg																																			
1 5761.00	49.53	68.20	-18.67	39.92	35.42	11.39	37.20	0.00	307	253	PEAK																																		



Mode	27																																																																																																		
	Band Edge - L																																																																																																		
	U-NII-2C_5.47-5.725_802.11n_HT40_CH102_5510MHz																																																																																																		
ANT	1																																																																																																		
Pol.	Vertical	Fundamental																																																																																																	
Peak																																																																																																			
	<table border="1"> <thead> <tr> <th>Limit</th> <th>Over</th> <th>Read</th> <th>Ant</th> <th>Cable</th> <th>Preamp</th> <th>Aux</th> <th>APos</th> <th>TPos</th> <th>Remark</th> </tr> <tr> <th>Freq</th> <th>Level</th> <th>Line</th> <th>Limit</th> <th>Level</th> <th>Factor</th> <th>Loss</th> <th>Factor</th> <th>Factor</th> <th></th> </tr> <tr> <th>MHz</th> <th>dBuV/m</th> <th>dBuV/m</th> <th>dB</th> <th>dBuV</th> <th>dB/m</th> <th>dB</th> <th>dB</th> <th>dB</th> <th>cm</th> <th>deg</th> </tr> </thead> <tbody> <tr> <td>1</td> <td>5459.28</td> <td>57.93</td> <td>74.00</td> <td>-16.07</td> <td>49.14</td> <td>34.88</td> <td>10.97</td> <td>37.06</td> <td>0.00</td> <td>271</td> <td>79 PEAK</td> </tr> <tr> <td>2</td> <td>5469.04</td> <td>64.34</td> <td>68.20</td> <td>-3.86</td> <td>55.55</td> <td>34.86</td> <td>10.98</td> <td>37.05</td> <td>0.00</td> <td>271</td> <td>79 PEAK</td> </tr> </tbody> </table>	Limit	Over	Read	Ant	Cable	Preamp	Aux	APos	TPos	Remark	Freq	Level	Line	Limit	Level	Factor	Loss	Factor	Factor		MHz	dBuV/m	dBuV/m	dB	dBuV	dB/m	dB	dB	dB	cm	deg	1	5459.28	57.93	74.00	-16.07	49.14	34.88	10.97	37.06	0.00	271	79 PEAK	2	5469.04	64.34	68.20	-3.86	55.55	34.86	10.98	37.05	0.00	271	79 PEAK	<table border="1"> <thead> <tr> <th>Limit</th> <th>Over</th> <th>Read</th> <th>Ant</th> <th>Cable</th> <th>Preamp</th> <th>Aux</th> <th>APos</th> <th>TPos</th> <th>Remark</th> </tr> <tr> <th>Freq</th> <th>Level</th> <th>Line</th> <th>Limit</th> <th>Level</th> <th>Factor</th> <th>Loss</th> <th>Factor</th> <th>Factor</th> <th></th> </tr> <tr> <th>MHz</th> <th>dBuV/m</th> <th>dBuV/m</th> <th>dB</th> <th>dBuV</th> <th>dB/m</th> <th>dB</th> <th>dB</th> <th>dB</th> <th>cm</th> <th>deg</th> </tr> </thead> <tbody> <tr> <td>1</td> <td>5510.00</td> <td>102.98</td> <td>-----</td> <td>-----</td> <td>94.16</td> <td>34.84</td> <td>11.03</td> <td>37.05</td> <td>0.00</td> <td>271</td> <td>79 PEAK</td> </tr> </tbody> </table>	Limit	Over	Read	Ant	Cable	Preamp	Aux	APos	TPos	Remark	Freq	Level	Line	Limit	Level	Factor	Loss	Factor	Factor		MHz	dBuV/m	dBuV/m	dB	dBuV	dB/m	dB	dB	dB	cm	deg	1	5510.00	102.98	-----	-----	94.16	34.84	11.03	37.05	0.00	271
Limit	Over	Read	Ant	Cable	Preamp	Aux	APos	TPos	Remark																																																																																										
Freq	Level	Line	Limit	Level	Factor	Loss	Factor	Factor																																																																																											
MHz	dBuV/m	dBuV/m	dB	dBuV	dB/m	dB	dB	dB	cm	deg																																																																																									
1	5459.28	57.93	74.00	-16.07	49.14	34.88	10.97	37.06	0.00	271	79 PEAK																																																																																								
2	5469.04	64.34	68.20	-3.86	55.55	34.86	10.98	37.05	0.00	271	79 PEAK																																																																																								
Limit	Over	Read	Ant	Cable	Preamp	Aux	APos	TPos	Remark																																																																																										
Freq	Level	Line	Limit	Level	Factor	Loss	Factor	Factor																																																																																											
MHz	dBuV/m	dBuV/m	dB	dBuV	dB/m	dB	dB	dB	cm	deg																																																																																									
1	5510.00	102.98	-----	-----	94.16	34.84	11.03	37.05	0.00	271	79 PEAK																																																																																								
Avg																																																																																																			
	<table border="1"> <thead> <tr> <th>Limit</th> <th>Over</th> <th>Read</th> <th>Ant</th> <th>Cable</th> <th>Preamp</th> <th>Aux</th> <th>APos</th> <th>TPos</th> <th>Remark</th> </tr> <tr> <th>Freq</th> <th>Level</th> <th>Line</th> <th>Limit</th> <th>Level</th> <th>Factor</th> <th>Loss</th> <th>Factor</th> <th>Factor</th> <th></th> </tr> <tr> <th>MHz</th> <th>dBuV/m</th> <th>dBuV/m</th> <th>dB</th> <th>dBuV</th> <th>dB/m</th> <th>dB</th> <th>dB</th> <th>dB</th> <th>cm</th> <th>deg</th> </tr> </thead> <tbody> <tr> <td>1</td> <td>5459.92</td> <td>44.61</td> <td>54.00</td> <td>-9.39</td> <td>35.82</td> <td>34.88</td> <td>10.97</td> <td>37.06</td> <td>0.00</td> <td>271</td> <td>79 AVERAGE</td> </tr> </tbody> </table>	Limit	Over	Read	Ant	Cable	Preamp	Aux	APos	TPos	Remark	Freq	Level	Line	Limit	Level	Factor	Loss	Factor	Factor		MHz	dBuV/m	dBuV/m	dB	dBuV	dB/m	dB	dB	dB	cm	deg	1	5459.92	44.61	54.00	-9.39	35.82	34.88	10.97	37.06	0.00	271	79 AVERAGE	<table border="1"> <thead> <tr> <th>Limit</th> <th>Over</th> <th>Read</th> <th>Ant</th> <th>Cable</th> <th>Preamp</th> <th>Aux</th> <th>APos</th> <th>TPos</th> <th>Remark</th> </tr> <tr> <th>Freq</th> <th>Level</th> <th>Line</th> <th>Limit</th> <th>Level</th> <th>Factor</th> <th>Loss</th> <th>Factor</th> <th>Factor</th> <th></th> </tr> <tr> <th>MHz</th> <th>dBuV/m</th> <th>dBuV/m</th> <th>dB</th> <th>dBuV</th> <th>dB/m</th> <th>dB</th> <th>dB</th> <th>dB</th> <th>cm</th> <th>deg</th> </tr> </thead> <tbody> <tr> <td>1</td> <td>5510.00</td> <td>94.97</td> <td>-----</td> <td>-----</td> <td>86.13</td> <td>34.85</td> <td>11.04</td> <td>37.05</td> <td>0.00</td> <td>271</td> <td>79 AVERAGE</td> </tr> </tbody> </table>	Limit	Over	Read	Ant	Cable	Preamp	Aux	APos	TPos	Remark	Freq	Level	Line	Limit	Level	Factor	Loss	Factor	Factor		MHz	dBuV/m	dBuV/m	dB	dBuV	dB/m	dB	dB	dB	cm	deg	1	5510.00	94.97	-----	-----	86.13	34.85	11.04	37.05	0.00	271	79 AVERAGE											
Limit	Over	Read	Ant	Cable	Preamp	Aux	APos	TPos	Remark																																																																																										
Freq	Level	Line	Limit	Level	Factor	Loss	Factor	Factor																																																																																											
MHz	dBuV/m	dBuV/m	dB	dBuV	dB/m	dB	dB	dB	cm	deg																																																																																									
1	5459.92	44.61	54.00	-9.39	35.82	34.88	10.97	37.06	0.00	271	79 AVERAGE																																																																																								
Limit	Over	Read	Ant	Cable	Preamp	Aux	APos	TPos	Remark																																																																																										
Freq	Level	Line	Limit	Level	Factor	Loss	Factor	Factor																																																																																											
MHz	dBuV/m	dBuV/m	dB	dBuV	dB/m	dB	dB	dB	cm	deg																																																																																									
1	5510.00	94.97	-----	-----	86.13	34.85	11.04	37.05	0.00	271	79 AVERAGE																																																																																								

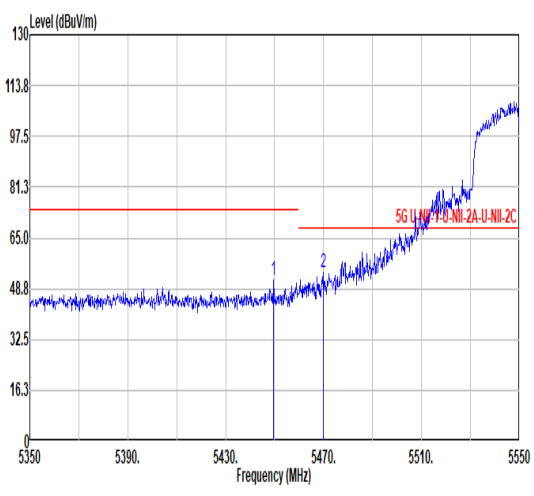
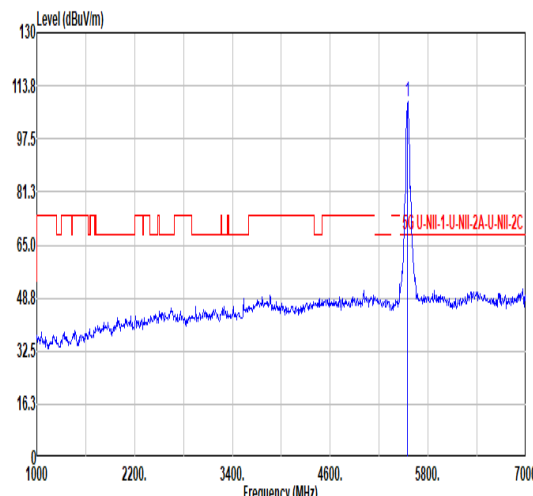
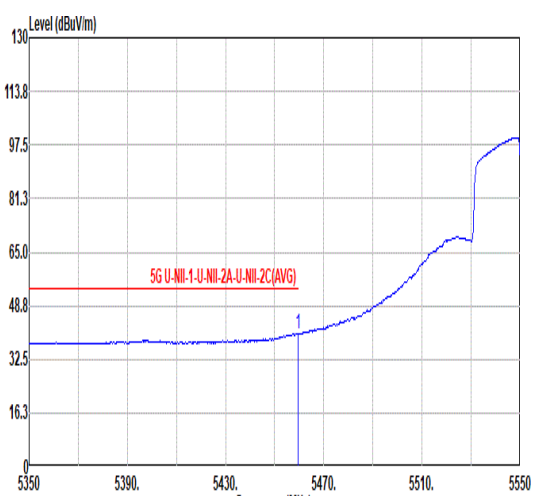
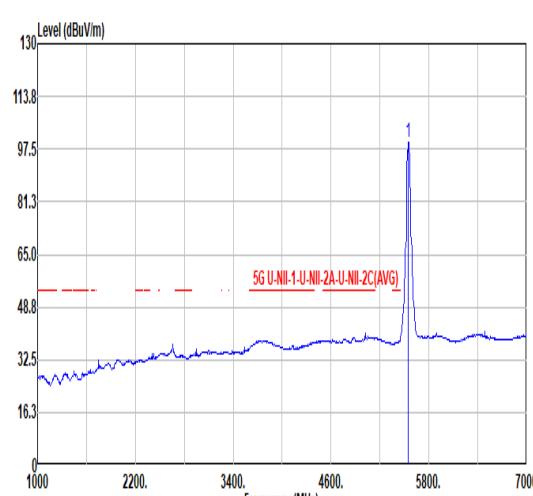


Mode	27																																											
	Band Edge - R																																											
	U-NII-2C_5.47-5.725_802.11n HT40_CH102_5510MHz																																											
ANT	1																																											
Pol.	Vertical	Fundamental																																										
Peak	<p>5G U-NII-1-U-NII-2A-U-NII-2C</p> <table border="1"> <thead> <tr> <th>Limit</th> <th>Over</th> <th>Read</th> <th>Ant</th> <th>Cable</th> <th>Preamp</th> <th>Aux</th> <th>APos</th> <th>TPos</th> <th>Remark</th> </tr> <tr> <th>Freq</th> <th>Level</th> <th>Line</th> <th>Limit</th> <th>Level</th> <th>Factor</th> <th>Loss</th> <th>Factor</th> <th>Factor</th> <th></th> </tr> <tr> <th>MHz</th> <th>dBuV/m</th> <th>dBuV/m</th> <th>dB</th> <th>dBuV</th> <th>dB/m</th> <th>dB</th> <th>dB</th> <th>dB</th> <th>cm</th> <th>deg</th> </tr> </thead> <tbody> <tr> <td>1 5737.96</td> <td>49.68</td> <td>68.20</td> <td>-18.52</td> <td>40.12</td> <td>35.38</td> <td>11.35</td> <td>37.17</td> <td>0.00</td> <td>271</td> <td>79 PEAK</td> </tr> </tbody> </table>	Limit	Over	Read	Ant	Cable	Preamp	Aux	APos	TPos	Remark	Freq	Level	Line	Limit	Level	Factor	Loss	Factor	Factor		MHz	dBuV/m	dBuV/m	dB	dBuV	dB/m	dB	dB	dB	cm	deg	1 5737.96	49.68	68.20	-18.52	40.12	35.38	11.35	37.17	0.00	271	79 PEAK	Blank
Limit	Over	Read	Ant	Cable	Preamp	Aux	APos	TPos	Remark																																			
Freq	Level	Line	Limit	Level	Factor	Loss	Factor	Factor																																				
MHz	dBuV/m	dBuV/m	dB	dBuV	dB/m	dB	dB	dB	cm	deg																																		
1 5737.96	49.68	68.20	-18.52	40.12	35.38	11.35	37.17	0.00	271	79 PEAK																																		



Mode	27																																																																																																																																
	Harmonic																																																																																																																																
	U-NII-2C_5.47-5.725_802.11n HT40_CH102_5510MHz																																																																																																																																
ANT	1																																																																																																																																
Pol.	Horizontal	Vertical																																																																																																																															
Peak Avg	<table border="1"> <thead> <tr> <th>Limit</th> <th>Over</th> <th>Read</th> <th>Ant</th> <th>Cable</th> <th>Preamp</th> <th>Aux</th> <th>APos</th> <th>TPos</th> <th>Remark</th> </tr> <tr> <th>Freq</th> <th>Level</th> <th>Line</th> <th>Limit</th> <th>Level</th> <th>Factor</th> <th>Loss</th> <th>Factor</th> <th>Factor</th> <th></th> </tr> <tr> <th>MHz</th> <th>dBuV/m</th> <th>dBuV/m</th> <th>dB</th> <th>dBuV</th> <th>dB/m</th> <th>dB</th> <th>dB</th> <th>dB</th> <th>cm</th> <th>deg</th> </tr> </thead> <tbody> <tr> <td>1</td> <td>11020.00</td> <td>55.14</td> <td>74.00</td> <td>-18.86</td> <td>65.08</td> <td>37.72</td> <td>15.77</td> <td>63.43</td> <td>0.00</td> <td>328</td> <td>266</td> <td>PEAK</td> </tr> <tr> <td>2</td> <td>11020.00</td> <td>46.05</td> <td>54.00</td> <td>-7.95</td> <td>55.99</td> <td>37.72</td> <td>15.77</td> <td>63.43</td> <td>0.00</td> <td>328</td> <td>266</td> <td>AVERAGE</td> </tr> <tr> <td>3</td> <td>16530.40</td> <td>63.09</td> <td>68.20</td> <td>-5.11</td> <td>65.10</td> <td>42.02</td> <td>19.72</td> <td>63.75</td> <td>0.00</td> <td>---</td> <td>---</td> <td>Peak</td> </tr> </tbody> </table>	Limit	Over	Read	Ant	Cable	Preamp	Aux	APos	TPos	Remark	Freq	Level	Line	Limit	Level	Factor	Loss	Factor	Factor		MHz	dBuV/m	dBuV/m	dB	dBuV	dB/m	dB	dB	dB	cm	deg	1	11020.00	55.14	74.00	-18.86	65.08	37.72	15.77	63.43	0.00	328	266	PEAK	2	11020.00	46.05	54.00	-7.95	55.99	37.72	15.77	63.43	0.00	328	266	AVERAGE	3	16530.40	63.09	68.20	-5.11	65.10	42.02	19.72	63.75	0.00	---	---	Peak	<table border="1"> <thead> <tr> <th>Limit</th> <th>Over</th> <th>Read</th> <th>Ant</th> <th>Cable</th> <th>Preamp</th> <th>Aux</th> <th>APos</th> <th>TPos</th> <th>Remark</th> </tr> <tr> <th>Freq</th> <th>Level</th> <th>Line</th> <th>Limit</th> <th>Level</th> <th>Factor</th> <th>Loss</th> <th>Factor</th> <th>Factor</th> <th></th> </tr> <tr> <th>MHz</th> <th>dBuV/m</th> <th>dBuV/m</th> <th>dB</th> <th>dBuV</th> <th>dB/m</th> <th>dB</th> <th>dB</th> <th>dB</th> <th>cm</th> <th>deg</th> </tr> </thead> <tbody> <tr> <td>1</td> <td>11020.00</td> <td>45.85</td> <td>74.00</td> <td>-28.15</td> <td>55.79</td> <td>37.72</td> <td>15.77</td> <td>63.43</td> <td>0.00</td> <td>---</td> <td>---</td> <td>PEAK</td> </tr> <tr> <td>2</td> <td>16533.70</td> <td>61.91</td> <td>68.20</td> <td>-6.29</td> <td>63.92</td> <td>42.02</td> <td>19.72</td> <td>63.75</td> <td>0.00</td> <td>241</td> <td>0</td> <td></td> </tr> </tbody> </table>	Limit	Over	Read	Ant	Cable	Preamp	Aux	APos	TPos	Remark	Freq	Level	Line	Limit	Level	Factor	Loss	Factor	Factor		MHz	dBuV/m	dBuV/m	dB	dBuV	dB/m	dB	dB	dB	cm	deg	1	11020.00	45.85	74.00	-28.15	55.79	37.72	15.77	63.43	0.00	---	---	PEAK	2	16533.70	61.91	68.20	-6.29	63.92	42.02	19.72	63.75	0.00	241	0	
Limit	Over	Read	Ant	Cable	Preamp	Aux	APos	TPos	Remark																																																																																																																								
Freq	Level	Line	Limit	Level	Factor	Loss	Factor	Factor																																																																																																																									
MHz	dBuV/m	dBuV/m	dB	dBuV	dB/m	dB	dB	dB	cm	deg																																																																																																																							
1	11020.00	55.14	74.00	-18.86	65.08	37.72	15.77	63.43	0.00	328	266	PEAK																																																																																																																					
2	11020.00	46.05	54.00	-7.95	55.99	37.72	15.77	63.43	0.00	328	266	AVERAGE																																																																																																																					
3	16530.40	63.09	68.20	-5.11	65.10	42.02	19.72	63.75	0.00	---	---	Peak																																																																																																																					
Limit	Over	Read	Ant	Cable	Preamp	Aux	APos	TPos	Remark																																																																																																																								
Freq	Level	Line	Limit	Level	Factor	Loss	Factor	Factor																																																																																																																									
MHz	dBuV/m	dBuV/m	dB	dBuV	dB/m	dB	dB	dB	cm	deg																																																																																																																							
1	11020.00	45.85	74.00	-28.15	55.79	37.72	15.77	63.43	0.00	---	---	PEAK																																																																																																																					
2	16533.70	61.91	68.20	-6.29	63.92	42.02	19.72	63.75	0.00	241	0																																																																																																																						



		28																																																																																
Mode		Band Edge - L																																																																																
		U-NII-2C_5.47-5.725_802.11n HT40_CH110_5550MHz																																																																																
ANT		1																																																																																
Pol.		Horizontal					Fundamental																																																																											
Peak	 <table border="1"> <thead> <tr> <th>Limit</th> <th>Over</th> <th>Read</th> <th>Ant</th> <th>Cable</th> <th>Preamp</th> <th>Aux</th> <th>APos</th> <th>TPos</th> <th colspan="2">Remark</th> </tr> <tr> <th>Freq</th> <th>Level</th> <th>Line</th> <th>Limit</th> <th>Level</th> <th>Factor</th> <th>Loss</th> <th>Factor</th> <th>Factor</th> <th>cm</th> <th>deg</th> </tr> </thead> <tbody> <tr> <td>1</td> <td>5449.60</td> <td>51.66</td> <td>74.00</td> <td>-22.34</td> <td>42.87</td> <td>34.90</td> <td>10.95</td> <td>37.06</td> <td>0.00</td> <td>300</td> <td>252 PEAK</td> </tr> <tr> <td>2</td> <td>5470.00</td> <td>54.08</td> <td>68.20</td> <td>-14.12</td> <td>45.29</td> <td>34.86</td> <td>10.98</td> <td>37.05</td> <td>0.00</td> <td>300</td> <td>252 PEAK</td> </tr> </tbody> </table>	Limit	Over	Read	Ant	Cable	Preamp	Aux	APos	TPos	Remark		Freq	Level	Line	Limit	Level	Factor	Loss	Factor	Factor	cm	deg	1	5449.60	51.66	74.00	-22.34	42.87	34.90	10.95	37.06	0.00	300	252 PEAK	2	5470.00	54.08	68.20	-14.12	45.29	34.86	10.98	37.05	0.00	300	252 PEAK	 <table border="1"> <thead> <tr> <th>Limit</th> <th>Over</th> <th>Read</th> <th>Ant</th> <th>Cable</th> <th>Preamp</th> <th>Aux</th> <th>APos</th> <th>TPos</th> <th colspan="2">Remark</th> </tr> <tr> <th>Freq</th> <th>Level</th> <th>Line</th> <th>Limit</th> <th>Level</th> <th>Factor</th> <th>Loss</th> <th>Factor</th> <th>Factor</th> <th>cm</th> <th>deg</th> </tr> </thead> <tbody> <tr> <td>1</td> <td>5550.00</td> <td>108.68</td> <td>-----</td> <td>-----</td> <td>99.61</td> <td>35.02</td> <td>11.09</td> <td>37.04</td> <td>0.00</td> <td>300</td> <td>252 PEAK</td> </tr> </tbody> </table>	Limit	Over	Read	Ant	Cable	Preamp	Aux	APos	TPos	Remark		Freq	Level	Line	Limit	Level	Factor	Loss	Factor	Factor	cm	deg	1	5550.00	108.68	-----	-----	99.61	35.02	11.09	37.04	0.00	300	252 PEAK
	Limit	Over	Read	Ant	Cable	Preamp	Aux	APos	TPos	Remark																																																																								
Freq	Level	Line	Limit	Level	Factor	Loss	Factor	Factor	cm	deg																																																																								
1	5449.60	51.66	74.00	-22.34	42.87	34.90	10.95	37.06	0.00	300	252 PEAK																																																																							
2	5470.00	54.08	68.20	-14.12	45.29	34.86	10.98	37.05	0.00	300	252 PEAK																																																																							
Limit	Over	Read	Ant	Cable	Preamp	Aux	APos	TPos	Remark																																																																									
Freq	Level	Line	Limit	Level	Factor	Loss	Factor	Factor	cm	deg																																																																								
1	5550.00	108.68	-----	-----	99.61	35.02	11.09	37.04	0.00	300	252 PEAK																																																																							
Avg	 <table border="1"> <thead> <tr> <th>Limit</th> <th>Over</th> <th>Read</th> <th>Ant</th> <th>Cable</th> <th>Preamp</th> <th>Aux</th> <th>APos</th> <th>TPos</th> <th colspan="2">Remark</th> </tr> <tr> <th>Freq</th> <th>Level</th> <th>Line</th> <th>Limit</th> <th>Level</th> <th>Factor</th> <th>Loss</th> <th>Factor</th> <th>Factor</th> <th>cm</th> <th>deg</th> </tr> </thead> <tbody> <tr> <td>1</td> <td>5459.60</td> <td>40.43</td> <td>54.00</td> <td>-13.57</td> <td>31.64</td> <td>34.88</td> <td>10.97</td> <td>37.06</td> <td>0.00</td> <td>300</td> <td>252 AVERAGE</td> </tr> </tbody> </table>	Limit	Over	Read	Ant	Cable	Preamp	Aux	APos	TPos	Remark		Freq	Level	Line	Limit	Level	Factor	Loss	Factor	Factor	cm	deg	1	5459.60	40.43	54.00	-13.57	31.64	34.88	10.97	37.06	0.00	300	252 AVERAGE	 <table border="1"> <thead> <tr> <th>Limit</th> <th>Over</th> <th>Read</th> <th>Ant</th> <th>Cable</th> <th>Preamp</th> <th>Aux</th> <th>APos</th> <th>TPos</th> <th colspan="2">Remark</th> </tr> <tr> <th>Freq</th> <th>Level</th> <th>Line</th> <th>Limit</th> <th>Level</th> <th>Factor</th> <th>Loss</th> <th>Factor</th> <th>Factor</th> <th>cm</th> <th>deg</th> </tr> </thead> <tbody> <tr> <td>1</td> <td>5550.00</td> <td>99.65</td> <td>-----</td> <td>-----</td> <td>90.58</td> <td>35.02</td> <td>11.09</td> <td>37.04</td> <td>0.00</td> <td>300</td> <td>252 AVERAGE</td> </tr> </tbody> </table>	Limit	Over	Read	Ant	Cable	Preamp	Aux	APos	TPos	Remark		Freq	Level	Line	Limit	Level	Factor	Loss	Factor	Factor	cm	deg	1	5550.00	99.65	-----	-----	90.58	35.02	11.09	37.04	0.00	300	252 AVERAGE												
	Limit	Over	Read	Ant	Cable	Preamp	Aux	APos	TPos	Remark																																																																								
Freq	Level	Line	Limit	Level	Factor	Loss	Factor	Factor	cm	deg																																																																								
1	5459.60	40.43	54.00	-13.57	31.64	34.88	10.97	37.06	0.00	300	252 AVERAGE																																																																							
Limit	Over	Read	Ant	Cable	Preamp	Aux	APos	TPos	Remark																																																																									
Freq	Level	Line	Limit	Level	Factor	Loss	Factor	Factor	cm	deg																																																																								
1	5550.00	99.65	-----	-----	90.58	35.02	11.09	37.04	0.00	300	252 AVERAGE																																																																							



Mode	28																																		
	Band Edge - R																																		
	U-NII-2C_5.47-5.725_802.11n HT40_CH110_5550MHz																																		
ANT	1																																		
Pol.	Horizontal	Fundamental																																	
Peak	<table border="1"> <thead> <tr> <th>Limit</th> <th>Over</th> <th>Read</th> <th>Ant</th> <th>Cable</th> <th>Preamp</th> <th>Aux</th> <th>APos</th> <th>TPos</th> </tr> <tr> <th>Freq</th> <th>Level</th> <th>Line</th> <th>Limit</th> <th>Level</th> <th>Factor</th> <th>Loss</th> <th>Factor</th> <th>Factor</th> <th>cm</th> <th>deg</th> <th>Remark</th> </tr> </thead> <tbody> <tr> <td>1</td> <td>5763.93</td> <td>50.10</td> <td>68.20</td> <td>-18.10</td> <td>40.48</td> <td>35.43</td> <td>11.39</td> <td>37.20</td> <td>0.00</td> <td>300</td> <td>252 PEAK</td> </tr> </tbody> </table>	Limit	Over	Read	Ant	Cable	Preamp	Aux	APos	TPos	Freq	Level	Line	Limit	Level	Factor	Loss	Factor	Factor	cm	deg	Remark	1	5763.93	50.10	68.20	-18.10	40.48	35.43	11.39	37.20	0.00	300	252 PEAK	Blank
Limit	Over	Read	Ant	Cable	Preamp	Aux	APos	TPos																											
Freq	Level	Line	Limit	Level	Factor	Loss	Factor	Factor	cm	deg	Remark																								
1	5763.93	50.10	68.20	-18.10	40.48	35.43	11.39	37.20	0.00	300	252 PEAK																								



		28																																																																																																					
Mode	Band Edge - L																																																																																																						
	U-NII-2C_5.47-5.725_802.11n HT40_CH110_5550MHz																																																																																																						
ANT	1																																																																																																						
Pol.	Vertical	Fundamental																																																																																																					
Peak	<table border="1"> <thead> <tr> <th>Limit</th> <th>Over</th> <th>Read</th> <th>Ant</th> <th>Cable</th> <th>Preamp</th> <th>Aux</th> <th>APos</th> <th>TPos</th> <th>Remark</th> </tr> <tr> <th>Freq</th> <th>Level</th> <th>Line</th> <th>Limit</th> <th>Level</th> <th>Factor</th> <th>Loss</th> <th>Factor</th> <th>Factor</th> <th></th> </tr> <tr> <th>MHz</th> <th>dBuV/m</th> <th>dBuV/m</th> <th>dB</th> <th>dBuV</th> <th>dB/m</th> <th>dB</th> <th>dB</th> <th>dB</th> <th>cm</th> <th>deg</th> </tr> </thead> <tbody> <tr> <td>1</td> <td>5458.80</td> <td>49.23</td> <td>74.00</td> <td>-24.77</td> <td>40.44</td> <td>34.88</td> <td>10.97</td> <td>37.06</td> <td>0.00</td> <td>237</td> <td>80</td> <td>PEAK</td> </tr> <tr> <td>2</td> <td>5468.00</td> <td>52.29</td> <td>68.20</td> <td>-15.91</td> <td>43.50</td> <td>34.86</td> <td>10.98</td> <td>37.05</td> <td>0.00</td> <td>237</td> <td>80</td> <td>PEAK</td> </tr> </tbody> </table>	Limit	Over	Read	Ant	Cable	Preamp	Aux	APos	TPos	Remark	Freq	Level	Line	Limit	Level	Factor	Loss	Factor	Factor		MHz	dBuV/m	dBuV/m	dB	dBuV	dB/m	dB	dB	dB	cm	deg	1	5458.80	49.23	74.00	-24.77	40.44	34.88	10.97	37.06	0.00	237	80	PEAK	2	5468.00	52.29	68.20	-15.91	43.50	34.86	10.98	37.05	0.00	237	80	PEAK	<table border="1"> <thead> <tr> <th>Limit</th> <th>Over</th> <th>Read</th> <th>Ant</th> <th>Cable</th> <th>Preamp</th> <th>Aux</th> <th>APos</th> <th>TPos</th> <th>Remark</th> </tr> <tr> <th>Freq</th> <th>Level</th> <th>Line</th> <th>Limit</th> <th>Level</th> <th>Factor</th> <th>Loss</th> <th>Factor</th> <th>Factor</th> <th></th> </tr> <tr> <th>MHz</th> <th>dBuV/m</th> <th>dBuV/m</th> <th>dB</th> <th>dBuV</th> <th>dB/m</th> <th>dB</th> <th>dB</th> <th>dB</th> <th>cm</th> <th>deg</th> </tr> </thead> <tbody> <tr> <td>1</td> <td>5550.00</td> <td>106.52</td> <td>-----</td> <td>-----</td> <td>97.49</td> <td>34.99</td> <td>11.08</td> <td>37.04</td> <td>0.00</td> <td>237</td> <td>80</td> <td>PEAK</td> </tr> </tbody> </table>	Limit	Over	Read	Ant	Cable	Preamp	Aux	APos	TPos	Remark	Freq	Level	Line	Limit	Level	Factor	Loss	Factor	Factor		MHz	dBuV/m	dBuV/m	dB	dBuV	dB/m	dB	dB	dB	cm	deg	1	5550.00	106.52	-----	-----	97.49	34.99	11.08	37.04	0.00	237	80	PEAK
	Limit	Over	Read	Ant	Cable	Preamp	Aux	APos	TPos	Remark																																																																																													
Freq	Level	Line	Limit	Level	Factor	Loss	Factor	Factor																																																																																															
MHz	dBuV/m	dBuV/m	dB	dBuV	dB/m	dB	dB	dB	cm	deg																																																																																													
1	5458.80	49.23	74.00	-24.77	40.44	34.88	10.97	37.06	0.00	237	80	PEAK																																																																																											
2	5468.00	52.29	68.20	-15.91	43.50	34.86	10.98	37.05	0.00	237	80	PEAK																																																																																											
Limit	Over	Read	Ant	Cable	Preamp	Aux	APos	TPos	Remark																																																																																														
Freq	Level	Line	Limit	Level	Factor	Loss	Factor	Factor																																																																																															
MHz	dBuV/m	dBuV/m	dB	dBuV	dB/m	dB	dB	dB	cm	deg																																																																																													
1	5550.00	106.52	-----	-----	97.49	34.99	11.08	37.04	0.00	237	80	PEAK																																																																																											
Avg	<table border="1"> <thead> <tr> <th>Limit</th> <th>Over</th> <th>Read</th> <th>Ant</th> <th>Cable</th> <th>Preamp</th> <th>Aux</th> <th>APos</th> <th>TPos</th> <th>Remark</th> </tr> <tr> <th>Freq</th> <th>Level</th> <th>Line</th> <th>Limit</th> <th>Level</th> <th>Factor</th> <th>Loss</th> <th>Factor</th> <th>Factor</th> <th></th> </tr> <tr> <th>MHz</th> <th>dBuV/m</th> <th>dBuV/m</th> <th>dB</th> <th>dBuV</th> <th>dB/m</th> <th>dB</th> <th>dB</th> <th>dB</th> <th>cm</th> <th>deg</th> </tr> </thead> <tbody> <tr> <td>1</td> <td>5459.40</td> <td>40.06</td> <td>54.00</td> <td>-13.94</td> <td>31.27</td> <td>34.88</td> <td>10.97</td> <td>37.06</td> <td>0.00</td> <td>237</td> <td>80</td> <td>AVERAGE</td> </tr> </tbody> </table>	Limit	Over	Read	Ant	Cable	Preamp	Aux	APos	TPos	Remark	Freq	Level	Line	Limit	Level	Factor	Loss	Factor	Factor		MHz	dBuV/m	dBuV/m	dB	dBuV	dB/m	dB	dB	dB	cm	deg	1	5459.40	40.06	54.00	-13.94	31.27	34.88	10.97	37.06	0.00	237	80	AVERAGE	<table border="1"> <thead> <tr> <th>Limit</th> <th>Over</th> <th>Read</th> <th>Ant</th> <th>Cable</th> <th>Preamp</th> <th>Aux</th> <th>APos</th> <th>TPos</th> <th>Remark</th> </tr> <tr> <th>Freq</th> <th>Level</th> <th>Line</th> <th>Limit</th> <th>Level</th> <th>Factor</th> <th>Loss</th> <th>Factor</th> <th>Factor</th> <th></th> </tr> <tr> <th>MHz</th> <th>dBuV/m</th> <th>dBuV/m</th> <th>dB</th> <th>dBuV</th> <th>dB/m</th> <th>dB</th> <th>dB</th> <th>dB</th> <th>cm</th> <th>deg</th> </tr> </thead> <tbody> <tr> <td>1</td> <td>5550.00</td> <td>98.08</td> <td>-----</td> <td>-----</td> <td>89.01</td> <td>35.02</td> <td>11.09</td> <td>37.04</td> <td>0.00</td> <td>237</td> <td>80</td> <td>AVERAGE</td> </tr> </tbody> </table>	Limit	Over	Read	Ant	Cable	Preamp	Aux	APos	TPos	Remark	Freq	Level	Line	Limit	Level	Factor	Loss	Factor	Factor		MHz	dBuV/m	dBuV/m	dB	dBuV	dB/m	dB	dB	dB	cm	deg	1	5550.00	98.08	-----	-----	89.01	35.02	11.09	37.04	0.00	237	80	AVERAGE													
	Limit	Over	Read	Ant	Cable	Preamp	Aux	APos	TPos	Remark																																																																																													
Freq	Level	Line	Limit	Level	Factor	Loss	Factor	Factor																																																																																															
MHz	dBuV/m	dBuV/m	dB	dBuV	dB/m	dB	dB	dB	cm	deg																																																																																													
1	5459.40	40.06	54.00	-13.94	31.27	34.88	10.97	37.06	0.00	237	80	AVERAGE																																																																																											
Limit	Over	Read	Ant	Cable	Preamp	Aux	APos	TPos	Remark																																																																																														
Freq	Level	Line	Limit	Level	Factor	Loss	Factor	Factor																																																																																															
MHz	dBuV/m	dBuV/m	dB	dBuV	dB/m	dB	dB	dB	cm	deg																																																																																													
1	5550.00	98.08	-----	-----	89.01	35.02	11.09	37.04	0.00	237	80	AVERAGE																																																																																											



Mode	28																																												
	Band Edge - R																																												
	U-NII-2C_5.47-5.725_802.11n HT40_CH110_5550MHz																																												
ANT	1																																												
Pol.	Vertical	Fundamental																																											
Peak	<table border="1"> <thead> <tr> <th>Limit</th> <th>Over</th> <th>Read</th> <th>Ant</th> <th>Cable</th> <th>Preamp</th> <th>Aux</th> <th>APos</th> <th>TPos</th> <th>Remark</th> </tr> <tr> <th>Freq</th> <th>Level</th> <th>Line</th> <th>Limit</th> <th>Level</th> <th>Factor</th> <th>Loss</th> <th>Factor</th> <th>Factor</th> <th></th> </tr> <tr> <th>MHz</th> <th>dBuV/m</th> <th>dBuV/m</th> <th>dB</th> <th>dBuV</th> <th>dB/m</th> <th>dB</th> <th>dB</th> <th>dB</th> <th>cm</th> <th>deg</th> </tr> </thead> <tbody> <tr> <td>1</td> <td>5763.93</td> <td>49.24</td> <td>68.20</td> <td>-18.96</td> <td>39.62</td> <td>35.43</td> <td>11.39</td> <td>37.20</td> <td>0.00</td> <td>237</td> <td>80 PEAK</td> </tr> </tbody> </table>	Limit	Over	Read	Ant	Cable	Preamp	Aux	APos	TPos	Remark	Freq	Level	Line	Limit	Level	Factor	Loss	Factor	Factor		MHz	dBuV/m	dBuV/m	dB	dBuV	dB/m	dB	dB	dB	cm	deg	1	5763.93	49.24	68.20	-18.96	39.62	35.43	11.39	37.20	0.00	237	80 PEAK	Blank
Limit	Over	Read	Ant	Cable	Preamp	Aux	APos	TPos	Remark																																				
Freq	Level	Line	Limit	Level	Factor	Loss	Factor	Factor																																					
MHz	dBuV/m	dBuV/m	dB	dBuV	dB/m	dB	dB	dB	cm	deg																																			
1	5763.93	49.24	68.20	-18.96	39.62	35.43	11.39	37.20	0.00	237	80 PEAK																																		



Mode	28																																																																																																																																													
	Harmonic																																																																																																																																													
	U-NII-2C_5.47-5.725_802.11n HT40_CH110_5550MHz																																																																																																																																													
ANT	1																																																																																																																																													
Pol.	Horizontal	Vertical																																																																																																																																												
Peak Avg	<table border="1"> <thead> <tr> <th>Limit</th> <th>Over</th> <th>Read</th> <th>Ant</th> <th>Cable</th> <th>Preamp</th> <th>Aux</th> <th>APos</th> <th>TPos</th> <th>Remark</th> </tr> <tr> <th>Freq</th> <th>Level</th> <th>Line</th> <th>Limit</th> <th>Level</th> <th>Factor</th> <th>Loss</th> <th>Factor</th> <th>Factor</th> <th></th> </tr> <tr> <th>MHz</th> <th>dBuV/m</th> <th>dBuV/m</th> <th>dB</th> <th>dBuV</th> <th>dB/m</th> <th>dB</th> <th>dB</th> <th>dB</th> <th>cm</th> <th>deg</th> </tr> </thead> <tbody> <tr> <td>1</td> <td>11100.00</td> <td>55.39</td> <td>74.00</td> <td>-18.61</td> <td>65.08</td> <td>37.82</td> <td>15.83</td> <td>63.34</td> <td>0.00</td> <td>294</td> <td>268</td> <td>PEAK</td> </tr> <tr> <td>2</td> <td>11100.00</td> <td>46.07</td> <td>54.00</td> <td>-7.93</td> <td>55.76</td> <td>37.82</td> <td>15.83</td> <td>63.34</td> <td>0.00</td> <td>294</td> <td>268</td> <td>AVERAGE</td> </tr> <tr> <td>3</td> <td>16641.50</td> <td>62.96</td> <td>68.20</td> <td>-5.24</td> <td>64.94</td> <td>42.08</td> <td>19.78</td> <td>63.84</td> <td>0.00</td> <td>---</td> <td>---</td> <td>Peak</td> </tr> </tbody> </table>	Limit	Over	Read	Ant	Cable	Preamp	Aux	APos	TPos	Remark	Freq	Level	Line	Limit	Level	Factor	Loss	Factor	Factor		MHz	dBuV/m	dBuV/m	dB	dBuV	dB/m	dB	dB	dB	cm	deg	1	11100.00	55.39	74.00	-18.61	65.08	37.82	15.83	63.34	0.00	294	268	PEAK	2	11100.00	46.07	54.00	-7.93	55.76	37.82	15.83	63.34	0.00	294	268	AVERAGE	3	16641.50	62.96	68.20	-5.24	64.94	42.08	19.78	63.84	0.00	---	---	Peak	<table border="1"> <thead> <tr> <th>Limit</th> <th>Over</th> <th>Read</th> <th>Ant</th> <th>Cable</th> <th>Preamp</th> <th>Aux</th> <th>APos</th> <th>TPos</th> <th>Remark</th> </tr> <tr> <th>Freq</th> <th>Level</th> <th>Line</th> <th>Limit</th> <th>Level</th> <th>Factor</th> <th>Loss</th> <th>Factor</th> <th>Factor</th> <th></th> </tr> <tr> <th>MHz</th> <th>dBuV/m</th> <th>dBuV/m</th> <th>dB</th> <th>dBuV</th> <th>dB/m</th> <th>dB</th> <th>dB</th> <th>dB</th> <th>cm</th> <th>deg</th> </tr> </thead> <tbody> <tr> <td>1</td> <td>11100.00</td> <td>53.35</td> <td>74.00</td> <td>-20.65</td> <td>63.04</td> <td>37.82</td> <td>15.83</td> <td>63.34</td> <td>0.00</td> <td>263</td> <td>217</td> <td>PEAK</td> </tr> <tr> <td>2</td> <td>11100.00</td> <td>43.62</td> <td>54.00</td> <td>-10.38</td> <td>53.31</td> <td>37.82</td> <td>15.83</td> <td>63.34</td> <td>0.00</td> <td>263</td> <td>217</td> <td>AVERAGE</td> </tr> <tr> <td>3</td> <td>16639.30</td> <td>65.24</td> <td>68.20</td> <td>-2.96</td> <td>67.22</td> <td>42.08</td> <td>19.78</td> <td>63.84</td> <td>0.00</td> <td>---</td> <td>---</td> <td>Peak</td> </tr> </tbody> </table>	Limit	Over	Read	Ant	Cable	Preamp	Aux	APos	TPos	Remark	Freq	Level	Line	Limit	Level	Factor	Loss	Factor	Factor		MHz	dBuV/m	dBuV/m	dB	dBuV	dB/m	dB	dB	dB	cm	deg	1	11100.00	53.35	74.00	-20.65	63.04	37.82	15.83	63.34	0.00	263	217	PEAK	2	11100.00	43.62	54.00	-10.38	53.31	37.82	15.83	63.34	0.00	263	217	AVERAGE	3	16639.30	65.24	68.20	-2.96	67.22	42.08	19.78	63.84	0.00	---	---	Peak
Limit	Over	Read	Ant	Cable	Preamp	Aux	APos	TPos	Remark																																																																																																																																					
Freq	Level	Line	Limit	Level	Factor	Loss	Factor	Factor																																																																																																																																						
MHz	dBuV/m	dBuV/m	dB	dBuV	dB/m	dB	dB	dB	cm	deg																																																																																																																																				
1	11100.00	55.39	74.00	-18.61	65.08	37.82	15.83	63.34	0.00	294	268	PEAK																																																																																																																																		
2	11100.00	46.07	54.00	-7.93	55.76	37.82	15.83	63.34	0.00	294	268	AVERAGE																																																																																																																																		
3	16641.50	62.96	68.20	-5.24	64.94	42.08	19.78	63.84	0.00	---	---	Peak																																																																																																																																		
Limit	Over	Read	Ant	Cable	Preamp	Aux	APos	TPos	Remark																																																																																																																																					
Freq	Level	Line	Limit	Level	Factor	Loss	Factor	Factor																																																																																																																																						
MHz	dBuV/m	dBuV/m	dB	dBuV	dB/m	dB	dB	dB	cm	deg																																																																																																																																				
1	11100.00	53.35	74.00	-20.65	63.04	37.82	15.83	63.34	0.00	263	217	PEAK																																																																																																																																		
2	11100.00	43.62	54.00	-10.38	53.31	37.82	15.83	63.34	0.00	263	217	AVERAGE																																																																																																																																		
3	16639.30	65.24	68.20	-2.96	67.22	42.08	19.78	63.84	0.00	---	---	Peak																																																																																																																																		



Mode	29																																																																																																			
	Band Edge - L																																																																																																			
	U-NII-2C_5.47-5.725_802.11n HT40_CH134_5670MHz																																																																																																			
ANT	1																																																																																																			
Pol.	Horizontal	Fundamental																																																																																																		
Peak	<table border="1"> <thead> <tr> <th>Limit</th> <th>Over</th> <th>Read</th> <th>Ant</th> <th>Cable</th> <th>Preamp</th> <th>Aux</th> <th>APos</th> <th>TPos</th> <th>Remark</th> </tr> <tr> <th>Freq</th> <th>Level</th> <th>Line</th> <th>Limit</th> <th>Level</th> <th>Factor</th> <th>Loss</th> <th>Factor</th> <th>Factor</th> <th></th> </tr> <tr> <th>MHz</th> <th>dBuV/m</th> <th>dBuV/m</th> <th>dB</th> <th>dBuV</th> <th>dB/m</th> <th>dB</th> <th>dB</th> <th>dB</th> <th>cm</th> <th>deg</th> </tr> </thead> <tbody> <tr> <td>1</td> <td>5442.48</td> <td>47.84</td> <td>74.00</td> <td>-26.16</td> <td>39.03</td> <td>34.92</td> <td>10.95</td> <td>37.06</td> <td>0.00</td> <td>300</td> <td>255 PEAK</td> </tr> <tr> <td>2</td> <td>5461.52</td> <td>46.92</td> <td>68.20</td> <td>-21.28</td> <td>38.13</td> <td>34.88</td> <td>10.97</td> <td>37.06</td> <td>0.00</td> <td>300</td> <td>255 PEAK</td> </tr> </tbody> </table>	Limit	Over	Read	Ant	Cable	Preamp	Aux	APos	TPos	Remark	Freq	Level	Line	Limit	Level	Factor	Loss	Factor	Factor		MHz	dBuV/m	dBuV/m	dB	dBuV	dB/m	dB	dB	dB	cm	deg	1	5442.48	47.84	74.00	-26.16	39.03	34.92	10.95	37.06	0.00	300	255 PEAK	2	5461.52	46.92	68.20	-21.28	38.13	34.88	10.97	37.06	0.00	300	255 PEAK	<table border="1"> <thead> <tr> <th>Limit</th> <th>Over</th> <th>Read</th> <th>Ant</th> <th>Cable</th> <th>Preamp</th> <th>Aux</th> <th>APos</th> <th>TPos</th> <th>Remark</th> </tr> <tr> <th>Freq</th> <th>Level</th> <th>Line</th> <th>Limit</th> <th>Level</th> <th>Factor</th> <th>Loss</th> <th>Factor</th> <th>Factor</th> <th></th> </tr> <tr> <th>MHz</th> <th>dBuV/m</th> <th>dBuV/m</th> <th>dB</th> <th>dBuV</th> <th>dB/m</th> <th>dB</th> <th>dB</th> <th>dB</th> <th>cm</th> <th>deg</th> </tr> </thead> <tbody> <tr> <td>1</td> <td>5670.00</td> <td>106.67</td> <td>-----</td> <td>-----</td> <td>97.23</td> <td>35.27</td> <td>11.25</td> <td>37.08</td> <td>0.00</td> <td>300</td> <td>255 PEAK</td> </tr> </tbody> </table>	Limit	Over	Read	Ant	Cable	Preamp	Aux	APos	TPos	Remark	Freq	Level	Line	Limit	Level	Factor	Loss	Factor	Factor		MHz	dBuV/m	dBuV/m	dB	dBuV	dB/m	dB	dB	dB	cm	deg	1	5670.00	106.67	-----	-----	97.23	35.27	11.25	37.08	0.00	300	255 PEAK
Limit	Over	Read	Ant	Cable	Preamp	Aux	APos	TPos	Remark																																																																																											
Freq	Level	Line	Limit	Level	Factor	Loss	Factor	Factor																																																																																												
MHz	dBuV/m	dBuV/m	dB	dBuV	dB/m	dB	dB	dB	cm	deg																																																																																										
1	5442.48	47.84	74.00	-26.16	39.03	34.92	10.95	37.06	0.00	300	255 PEAK																																																																																									
2	5461.52	46.92	68.20	-21.28	38.13	34.88	10.97	37.06	0.00	300	255 PEAK																																																																																									
Limit	Over	Read	Ant	Cable	Preamp	Aux	APos	TPos	Remark																																																																																											
Freq	Level	Line	Limit	Level	Factor	Loss	Factor	Factor																																																																																												
MHz	dBuV/m	dBuV/m	dB	dBuV	dB/m	dB	dB	dB	cm	deg																																																																																										
1	5670.00	106.67	-----	-----	97.23	35.27	11.25	37.08	0.00	300	255 PEAK																																																																																									
Avg	<table border="1"> <thead> <tr> <th>Limit</th> <th>Over</th> <th>Read</th> <th>Ant</th> <th>Cable</th> <th>Preamp</th> <th>Aux</th> <th>APos</th> <th>TPos</th> <th>Remark</th> </tr> <tr> <th>Freq</th> <th>Level</th> <th>Line</th> <th>Limit</th> <th>Level</th> <th>Factor</th> <th>Loss</th> <th>Factor</th> <th>Factor</th> <th></th> </tr> <tr> <th>MHz</th> <th>dBuV/m</th> <th>dBuV/m</th> <th>dB</th> <th>dBuV</th> <th>dB/m</th> <th>dB</th> <th>dB</th> <th>dB</th> <th>cm</th> <th>deg</th> </tr> </thead> <tbody> <tr> <td>1</td> <td>5428.56</td> <td>38.43</td> <td>54.00</td> <td>-15.57</td> <td>29.62</td> <td>34.94</td> <td>10.93</td> <td>37.06</td> <td>0.00</td> <td>300</td> <td>255 AVERAGE</td> </tr> </tbody> </table>	Limit	Over	Read	Ant	Cable	Preamp	Aux	APos	TPos	Remark	Freq	Level	Line	Limit	Level	Factor	Loss	Factor	Factor		MHz	dBuV/m	dBuV/m	dB	dBuV	dB/m	dB	dB	dB	cm	deg	1	5428.56	38.43	54.00	-15.57	29.62	34.94	10.93	37.06	0.00	300	255 AVERAGE	<table border="1"> <thead> <tr> <th>Limit</th> <th>Over</th> <th>Read</th> <th>Ant</th> <th>Cable</th> <th>Preamp</th> <th>Aux</th> <th>APos</th> <th>TPos</th> <th>Remark</th> </tr> <tr> <th>Freq</th> <th>Level</th> <th>Line</th> <th>Limit</th> <th>Level</th> <th>Factor</th> <th>Loss</th> <th>Factor</th> <th>Factor</th> <th></th> </tr> <tr> <th>MHz</th> <th>dBuV/m</th> <th>dBuV/m</th> <th>dB</th> <th>dBuV</th> <th>dB/m</th> <th>dB</th> <th>dB</th> <th>dB</th> <th>cm</th> <th>deg</th> </tr> </thead> <tbody> <tr> <td>1</td> <td>5670.00</td> <td>97.87</td> <td>-----</td> <td>-----</td> <td>88.43</td> <td>35.27</td> <td>11.25</td> <td>37.08</td> <td>0.00</td> <td>300</td> <td>255 AVERAGE</td> </tr> </tbody> </table>	Limit	Over	Read	Ant	Cable	Preamp	Aux	APos	TPos	Remark	Freq	Level	Line	Limit	Level	Factor	Loss	Factor	Factor		MHz	dBuV/m	dBuV/m	dB	dBuV	dB/m	dB	dB	dB	cm	deg	1	5670.00	97.87	-----	-----	88.43	35.27	11.25	37.08	0.00	300	255 AVERAGE												
Limit	Over	Read	Ant	Cable	Preamp	Aux	APos	TPos	Remark																																																																																											
Freq	Level	Line	Limit	Level	Factor	Loss	Factor	Factor																																																																																												
MHz	dBuV/m	dBuV/m	dB	dBuV	dB/m	dB	dB	dB	cm	deg																																																																																										
1	5428.56	38.43	54.00	-15.57	29.62	34.94	10.93	37.06	0.00	300	255 AVERAGE																																																																																									
Limit	Over	Read	Ant	Cable	Preamp	Aux	APos	TPos	Remark																																																																																											
Freq	Level	Line	Limit	Level	Factor	Loss	Factor	Factor																																																																																												
MHz	dBuV/m	dBuV/m	dB	dBuV	dB/m	dB	dB	dB	cm	deg																																																																																										
1	5670.00	97.87	-----	-----	88.43	35.27	11.25	37.08	0.00	300	255 AVERAGE																																																																																									



Mode	29																																
	Band Edge - R																																
	U-NII-2C_5.47-5.725_802.11n HT40_CH134_5670MHz																																
ANT	1																																
Pol.	Horizontal	Fundamental																															
Peak	<table border="1"> <thead> <tr> <th>Limit Line</th> <th>Over Limit</th> <th>Read Level</th> <th>Ant Factor</th> <th>Cable Loss</th> <th>Preamp Factor</th> <th>Aux Factor</th> <th>APos</th> <th>TPos</th> <th>Remark</th> </tr> <tr> <th>MHz</th> <th>dBuV/m</th> <th>dBuV/m</th> <th>dB</th> <th>dBuV</th> <th>dB/m</th> <th>dB</th> <th>dB</th> <th>cm</th> <th>deg</th> </tr> </thead> <tbody> <tr> <td>1 5731.16</td> <td>60.01</td> <td>68.20</td> <td>-8.19</td> <td>50.47</td> <td>35.36</td> <td>11.34</td> <td>37.16</td> <td>0.00</td> <td>300</td> <td>255 PEAK</td> </tr> </tbody> </table>	Limit Line	Over Limit	Read Level	Ant Factor	Cable Loss	Preamp Factor	Aux Factor	APos	TPos	Remark	MHz	dBuV/m	dBuV/m	dB	dBuV	dB/m	dB	dB	cm	deg	1 5731.16	60.01	68.20	-8.19	50.47	35.36	11.34	37.16	0.00	300	255 PEAK	Blank
Limit Line	Over Limit	Read Level	Ant Factor	Cable Loss	Preamp Factor	Aux Factor	APos	TPos	Remark																								
MHz	dBuV/m	dBuV/m	dB	dBuV	dB/m	dB	dB	cm	deg																								
1 5731.16	60.01	68.20	-8.19	50.47	35.36	11.34	37.16	0.00	300	255 PEAK																							



		29																																																																																																					
Mode	Band Edge - L																																																																																																						
	U-NII-2C 5.47-5.725_802.11n HT40_CH134_5670MHz																																																																																																						
ANT	1																																																																																																						
Pol.	Vertical	Fundamental																																																																																																					
Peak	<table border="1"> <thead> <tr> <th>Limit</th> <th>Over</th> <th>Read</th> <th>Ant</th> <th>Cable</th> <th>Preamp</th> <th>Aux</th> <th>APos</th> <th>TPos</th> <th>Remark</th> </tr> <tr> <th>Freq</th> <th>Level</th> <th>Line</th> <th>Limit</th> <th>Level</th> <th>Factor</th> <th>Loss</th> <th>Factor</th> <th>Factor</th> <th></th> </tr> <tr> <th>MHz</th> <th>dBuV/m</th> <th>dBuV/m</th> <th>dB</th> <th>dBuV</th> <th>dB/m</th> <th>dB</th> <th>dB</th> <th>dB</th> <th>cm</th> <th>deg</th> </tr> </thead> <tbody> <tr> <td>1</td> <td>5433.36</td> <td>48.29</td> <td>74.00</td> <td>-25.71</td> <td>39.49</td> <td>34.93</td> <td>10.93</td> <td>37.06</td> <td>0.00</td> <td>300</td> <td>105</td> <td>PEAK</td> </tr> <tr> <td>2</td> <td>5465.36</td> <td>47.12</td> <td>68.20</td> <td>-21.08</td> <td>38.34</td> <td>34.87</td> <td>10.97</td> <td>37.06</td> <td>0.00</td> <td>300</td> <td>105</td> <td>PEAK</td> </tr> </tbody> </table>	Limit	Over	Read	Ant	Cable	Preamp	Aux	APos	TPos	Remark	Freq	Level	Line	Limit	Level	Factor	Loss	Factor	Factor		MHz	dBuV/m	dBuV/m	dB	dBuV	dB/m	dB	dB	dB	cm	deg	1	5433.36	48.29	74.00	-25.71	39.49	34.93	10.93	37.06	0.00	300	105	PEAK	2	5465.36	47.12	68.20	-21.08	38.34	34.87	10.97	37.06	0.00	300	105	PEAK	<table border="1"> <thead> <tr> <th>Limit</th> <th>Over</th> <th>Read</th> <th>Ant</th> <th>Cable</th> <th>Preamp</th> <th>Aux</th> <th>APos</th> <th>TPos</th> <th>Remark</th> </tr> <tr> <th>Freq</th> <th>Level</th> <th>Line</th> <th>Limit</th> <th>Level</th> <th>Factor</th> <th>Loss</th> <th>Factor</th> <th>Factor</th> <th></th> </tr> <tr> <th>MHz</th> <th>dBuV/m</th> <th>dBuV/m</th> <th>dB</th> <th>dBuV</th> <th>dB/m</th> <th>dB</th> <th>dB</th> <th>dB</th> <th>cm</th> <th>deg</th> </tr> </thead> <tbody> <tr> <td>1</td> <td>5670.00</td> <td>104.35</td> <td>-----</td> <td>-----</td> <td>94.90</td> <td>35.27</td> <td>11.25</td> <td>37.07</td> <td>0.00</td> <td>300</td> <td>105</td> <td>PEAK</td> </tr> </tbody> </table>	Limit	Over	Read	Ant	Cable	Preamp	Aux	APos	TPos	Remark	Freq	Level	Line	Limit	Level	Factor	Loss	Factor	Factor		MHz	dBuV/m	dBuV/m	dB	dBuV	dB/m	dB	dB	dB	cm	deg	1	5670.00	104.35	-----	-----	94.90	35.27	11.25	37.07	0.00	300	105	PEAK
	Limit	Over	Read	Ant	Cable	Preamp	Aux	APos	TPos	Remark																																																																																													
Freq	Level	Line	Limit	Level	Factor	Loss	Factor	Factor																																																																																															
MHz	dBuV/m	dBuV/m	dB	dBuV	dB/m	dB	dB	dB	cm	deg																																																																																													
1	5433.36	48.29	74.00	-25.71	39.49	34.93	10.93	37.06	0.00	300	105	PEAK																																																																																											
2	5465.36	47.12	68.20	-21.08	38.34	34.87	10.97	37.06	0.00	300	105	PEAK																																																																																											
Limit	Over	Read	Ant	Cable	Preamp	Aux	APos	TPos	Remark																																																																																														
Freq	Level	Line	Limit	Level	Factor	Loss	Factor	Factor																																																																																															
MHz	dBuV/m	dBuV/m	dB	dBuV	dB/m	dB	dB	dB	cm	deg																																																																																													
1	5670.00	104.35	-----	-----	94.90	35.27	11.25	37.07	0.00	300	105	PEAK																																																																																											
Avg	<table border="1"> <thead> <tr> <th>Limit</th> <th>Over</th> <th>Read</th> <th>Ant</th> <th>Cable</th> <th>Preamp</th> <th>Aux</th> <th>APos</th> <th>TPos</th> <th>Remark</th> </tr> <tr> <th>Freq</th> <th>Level</th> <th>Line</th> <th>Limit</th> <th>Level</th> <th>Factor</th> <th>Loss</th> <th>Factor</th> <th>Factor</th> <th></th> </tr> <tr> <th>MHz</th> <th>dBuV/m</th> <th>dBuV/m</th> <th>dB</th> <th>dBuV</th> <th>dB/m</th> <th>dB</th> <th>dB</th> <th>dB</th> <th>cm</th> <th>deg</th> </tr> </thead> <tbody> <tr> <td>1</td> <td>5435.92</td> <td>38.27</td> <td>54.00</td> <td>-15.73</td> <td>29.46</td> <td>34.93</td> <td>10.94</td> <td>37.06</td> <td>0.00</td> <td>300</td> <td>105</td> <td>AVERAGE</td> </tr> </tbody> </table>	Limit	Over	Read	Ant	Cable	Preamp	Aux	APos	TPos	Remark	Freq	Level	Line	Limit	Level	Factor	Loss	Factor	Factor		MHz	dBuV/m	dBuV/m	dB	dBuV	dB/m	dB	dB	dB	cm	deg	1	5435.92	38.27	54.00	-15.73	29.46	34.93	10.94	37.06	0.00	300	105	AVERAGE	<table border="1"> <thead> <tr> <th>Limit</th> <th>Over</th> <th>Read</th> <th>Ant</th> <th>Cable</th> <th>Preamp</th> <th>Aux</th> <th>APos</th> <th>TPos</th> <th>Remark</th> </tr> <tr> <th>Freq</th> <th>Level</th> <th>Line</th> <th>Limit</th> <th>Level</th> <th>Factor</th> <th>Loss</th> <th>Factor</th> <th>Factor</th> <th></th> </tr> <tr> <th>MHz</th> <th>dBuV/m</th> <th>dBuV/m</th> <th>dB</th> <th>dBuV</th> <th>dB/m</th> <th>dB</th> <th>dB</th> <th>dB</th> <th>cm</th> <th>deg</th> </tr> </thead> <tbody> <tr> <td>1</td> <td>5670.00</td> <td>94.87</td> <td>-----</td> <td>-----</td> <td>85.43</td> <td>35.27</td> <td>11.25</td> <td>37.08</td> <td>0.00</td> <td>300</td> <td>105</td> <td>AVERAGE</td> </tr> </tbody> </table>	Limit	Over	Read	Ant	Cable	Preamp	Aux	APos	TPos	Remark	Freq	Level	Line	Limit	Level	Factor	Loss	Factor	Factor		MHz	dBuV/m	dBuV/m	dB	dBuV	dB/m	dB	dB	dB	cm	deg	1	5670.00	94.87	-----	-----	85.43	35.27	11.25	37.08	0.00	300	105	AVERAGE													
	Limit	Over	Read	Ant	Cable	Preamp	Aux	APos	TPos	Remark																																																																																													
Freq	Level	Line	Limit	Level	Factor	Loss	Factor	Factor																																																																																															
MHz	dBuV/m	dBuV/m	dB	dBuV	dB/m	dB	dB	dB	cm	deg																																																																																													
1	5435.92	38.27	54.00	-15.73	29.46	34.93	10.94	37.06	0.00	300	105	AVERAGE																																																																																											
Limit	Over	Read	Ant	Cable	Preamp	Aux	APos	TPos	Remark																																																																																														
Freq	Level	Line	Limit	Level	Factor	Loss	Factor	Factor																																																																																															
MHz	dBuV/m	dBuV/m	dB	dBuV	dB/m	dB	dB	dB	cm	deg																																																																																													
1	5670.00	94.87	-----	-----	85.43	35.27	11.25	37.08	0.00	300	105	AVERAGE																																																																																											



Mode	29																																												
	Band Edge - R																																												
	U-NII-2C_5.47-5.725_802.11n HT40_CH134_5670MHz																																												
ANT	1																																												
Pol.	Vertical	Fundamental																																											
Peak	<table border="1"> <thead> <tr> <th>Limit</th> <th>Over</th> <th>Read</th> <th>Ant</th> <th>Cable</th> <th>Preamp</th> <th>Aux</th> <th>APos</th> <th>TPos</th> <th>Remark</th> </tr> <tr> <th>Freq</th> <th>Level</th> <th>Line</th> <th>Limit</th> <th>Level</th> <th>Factor</th> <th>Loss</th> <th>Factor</th> <th>Factor</th> <th></th> </tr> <tr> <th>MHz</th> <th>dBuV/m</th> <th>dBuV/m</th> <th>dB</th> <th>dBuV</th> <th>dB/m</th> <th>dB</th> <th>dB</th> <th>dB</th> <th>cm</th> <th>deg</th> </tr> </thead> <tbody> <tr> <td>1 5725.00</td> <td>58.54</td> <td>68.20</td> <td>-9.66</td> <td>49.01</td> <td>35.35</td> <td>11.33</td> <td>37.15</td> <td>0.00</td> <td>300</td> <td>105</td> <td>PEAK</td> </tr> </tbody> </table>	Limit	Over	Read	Ant	Cable	Preamp	Aux	APos	TPos	Remark	Freq	Level	Line	Limit	Level	Factor	Loss	Factor	Factor		MHz	dBuV/m	dBuV/m	dB	dBuV	dB/m	dB	dB	dB	cm	deg	1 5725.00	58.54	68.20	-9.66	49.01	35.35	11.33	37.15	0.00	300	105	PEAK	Blank
Limit	Over	Read	Ant	Cable	Preamp	Aux	APos	TPos	Remark																																				
Freq	Level	Line	Limit	Level	Factor	Loss	Factor	Factor																																					
MHz	dBuV/m	dBuV/m	dB	dBuV	dB/m	dB	dB	dB	cm	deg																																			
1 5725.00	58.54	68.20	-9.66	49.01	35.35	11.33	37.15	0.00	300	105	PEAK																																		



Mode	29																																																																																																											
	Harmonic																																																																																																											
	U-NII-2C_5.47-5.725_802.11n HT40_CH134_5670MHz																																																																																																											
ANT	1																																																																																																											
Pol.	Horizontal	Vertical																																																																																																										
Peak Avg	<table border="1"> <thead> <tr> <th>Limit</th> <th>Over</th> <th>Read</th> <th>Ant</th> <th>Cable</th> <th>Preamp</th> <th>Aux</th> <th>APos</th> <th>TPos</th> </tr> <tr> <th>Freq</th> <th>Level</th> <th>Line</th> <th>Limit</th> <th>Level</th> <th>Factor</th> <th>Loss</th> <th>Factor</th> <th>Factor</th> </tr> <tr> <th>MHz</th> <th>dBuV/m</th> <th>dBuV/m</th> <th>dB</th> <th>dBuV</th> <th>dB/m</th> <th>dB</th> <th>dB</th> <th>dB</th> </tr> </thead> <tbody> <tr> <td>1</td> <td>11340.00</td> <td>48.81</td> <td>74.00</td> <td>-25.19</td> <td>57.77</td> <td>38.11</td> <td>16.01</td> <td>63.08</td> <td>0.00</td> <td>---</td> <td>---</td> <td>PEAK</td> </tr> <tr> <td>2</td> <td>17014.40</td> <td>63.33</td> <td>68.20</td> <td>-4.87</td> <td>65.19</td> <td>42.28</td> <td>19.99</td> <td>64.13</td> <td>0.00</td> <td>---</td> <td>---</td> <td>Peak</td> </tr> </tbody> </table>	Limit	Over	Read	Ant	Cable	Preamp	Aux	APos	TPos	Freq	Level	Line	Limit	Level	Factor	Loss	Factor	Factor	MHz	dBuV/m	dBuV/m	dB	dBuV	dB/m	dB	dB	dB	1	11340.00	48.81	74.00	-25.19	57.77	38.11	16.01	63.08	0.00	---	---	PEAK	2	17014.40	63.33	68.20	-4.87	65.19	42.28	19.99	64.13	0.00	---	---	Peak	<table border="1"> <thead> <tr> <th>Limit</th> <th>Over</th> <th>Read</th> <th>Ant</th> <th>Cable</th> <th>Preamp</th> <th>Aux</th> <th>APos</th> <th>TPos</th> </tr> <tr> <th>Freq</th> <th>Level</th> <th>Line</th> <th>Limit</th> <th>Level</th> <th>Factor</th> <th>Loss</th> <th>Factor</th> <th>Factor</th> </tr> <tr> <th>MHz</th> <th>dBuV/m</th> <th>dBuV/m</th> <th>dB</th> <th>dBuV</th> <th>dB/m</th> <th>dB</th> <th>dB</th> <th>dB</th> </tr> </thead> <tbody> <tr> <td>1</td> <td>11340.00</td> <td>46.18</td> <td>74.00</td> <td>-27.82</td> <td>55.14</td> <td>38.11</td> <td>16.01</td> <td>63.08</td> <td>0.00</td> <td>---</td> <td>---</td> <td>PEAK</td> </tr> <tr> <td>2</td> <td>17025.40</td> <td>64.70</td> <td>68.20</td> <td>-3.50</td> <td>66.57</td> <td>42.27</td> <td>20.00</td> <td>64.14</td> <td>0.00</td> <td>---</td> <td>---</td> <td>Peak</td> </tr> </tbody> </table>	Limit	Over	Read	Ant	Cable	Preamp	Aux	APos	TPos	Freq	Level	Line	Limit	Level	Factor	Loss	Factor	Factor	MHz	dBuV/m	dBuV/m	dB	dBuV	dB/m	dB	dB	dB	1	11340.00	46.18	74.00	-27.82	55.14	38.11	16.01	63.08	0.00	---	---	PEAK	2	17025.40	64.70	68.20	-3.50	66.57	42.27	20.00	64.14	0.00	---	---	Peak
Limit	Over	Read	Ant	Cable	Preamp	Aux	APos	TPos																																																																																																				
Freq	Level	Line	Limit	Level	Factor	Loss	Factor	Factor																																																																																																				
MHz	dBuV/m	dBuV/m	dB	dBuV	dB/m	dB	dB	dB																																																																																																				
1	11340.00	48.81	74.00	-25.19	57.77	38.11	16.01	63.08	0.00	---	---	PEAK																																																																																																
2	17014.40	63.33	68.20	-4.87	65.19	42.28	19.99	64.13	0.00	---	---	Peak																																																																																																
Limit	Over	Read	Ant	Cable	Preamp	Aux	APos	TPos																																																																																																				
Freq	Level	Line	Limit	Level	Factor	Loss	Factor	Factor																																																																																																				
MHz	dBuV/m	dBuV/m	dB	dBuV	dB/m	dB	dB	dB																																																																																																				
1	11340.00	46.18	74.00	-27.82	55.14	38.11	16.01	63.08	0.00	---	---	PEAK																																																																																																
2	17025.40	64.70	68.20	-3.50	66.57	42.27	20.00	64.14	0.00	---	---	Peak																																																																																																



<Simultaneous transmission>

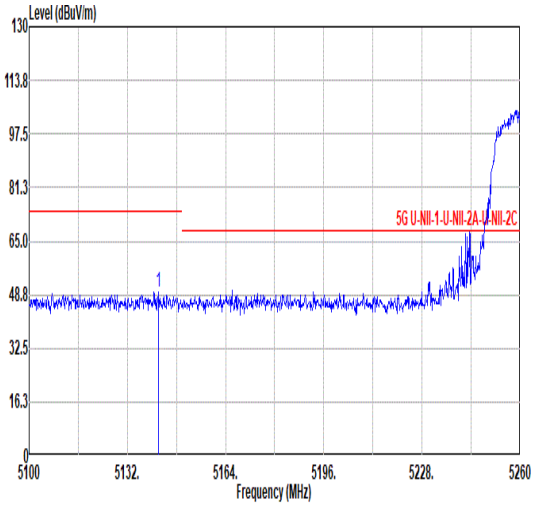
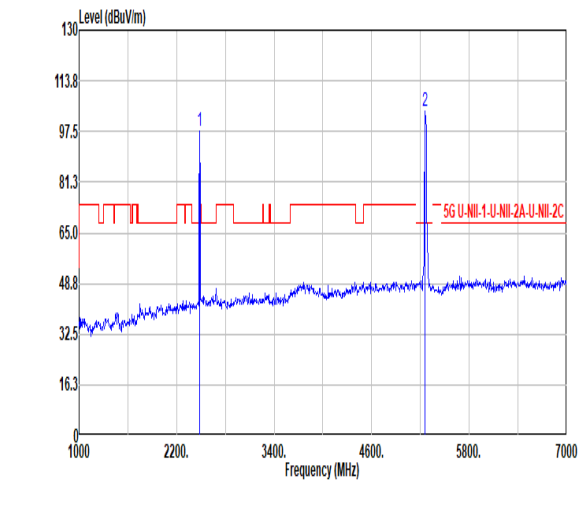
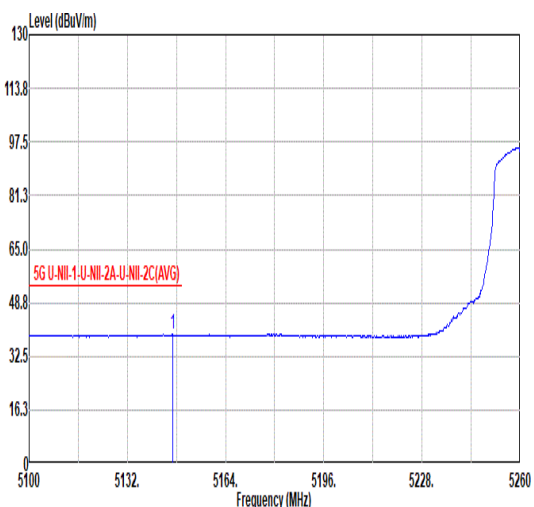
Radiated Spurious Emission Test Modes

Mode	Band	Band (GHz)	Antenna	Modulation	Channel	Frequency	Data Rate	RU	Remark
Mode 35	U-NII-2A	5.25-5.35	1	802.11a	52	5260	6Mbps	-	-
Mode 36	2.4G	2400-2483.5	1	Zigbee	26	2480	250Kbps		

Summary of each worse mode

Mode	Modulation	Ch.	Freq. (MHz)	Level (dBuV/m)	Limit (dBuV/m)	Margin (dB)	Pol.	Peak Avg.	Result	Remark
35	802.11a	52	5146.72	39.07	54.00	-14.93	H	AVERAGE	Pass	Band Edge
	802.11a	52	15780.00	50.69	54.00	-3.31	H	AVERAGE	Pass	Harmonic
36	Zigbee	26	2483.50	49.55	54.00	-4.45	V	AVERAGE	Pass	Band Edge
	Zigbee	26	4960.00	32.94	54.00	-21.06	H	AVERAGE	Pass	Harmonic



		35																																																																																																									
Mode		Band Edge - L																																																																																																									
		U-NII-2A_5.25-5.35_802.11a_CH52_5260MHz																																																																																																									
ANT		1																																																																																																									
Pol.		Horizontal					Fundamental																																																																																																				
Peak	 <p>Level (dBuV/m)</p> <p>Frequency (MHz)</p> <p>5G U-NII-1-U-NII-2A-U-NII-2C</p> <table border="1"> <thead> <tr> <th>Limit</th> <th>Over</th> <th>Read</th> <th>Ant</th> <th>Cable</th> <th>Preamp</th> <th>Aux</th> <th>APos</th> <th>TPos</th> <th colspan="2">Remark</th> </tr> <tr> <th>Freq</th> <th>Level</th> <th>Line</th> <th>Level</th> <th>Factor</th> <th>Loss</th> <th>Factor</th> <th>Factor</th> <th>cm</th> <th>deg</th> <th></th> </tr> <tr> <th>MHz</th> <th>dBuV/m</th> <th>dBuV/m</th> <th>dB</th> <th>dBuV</th> <th>dB/m</th> <th>dB</th> <th>dB</th> <th>dB</th> <th>cm</th> <th>deg</th> </tr> </thead> <tbody> <tr> <td>1</td> <td>5142.24</td> <td>49.76</td> <td>74.00</td> <td>-24.24</td> <td>41.48</td> <td>34.73</td> <td>10.65</td> <td>37.10</td> <td>0.00</td> <td>319</td> <td>217</td> <td>PEAK</td> </tr> </tbody> </table>	Limit	Over	Read	Ant	Cable	Preamp	Aux	APos	TPos	Remark		Freq	Level	Line	Level	Factor	Loss	Factor	Factor	cm	deg		MHz	dBuV/m	dBuV/m	dB	dBuV	dB/m	dB	dB	dB	cm	deg	1	5142.24	49.76	74.00	-24.24	41.48	34.73	10.65	37.10	0.00	319	217	PEAK	 <p>Level (dBuV/m)</p> <p>Frequency (MHz)</p> <p>5G U-NII-1-U-NII-2A-U-NII-2C</p> <table border="1"> <thead> <tr> <th>Limit</th> <th>Over</th> <th>Read</th> <th>Ant</th> <th>Cable</th> <th>Preamp</th> <th>Aux</th> <th>APos</th> <th>TPos</th> <th colspan="2">Remark</th> </tr> <tr> <th>Freq</th> <th>Level</th> <th>Line</th> <th>Level</th> <th>Factor</th> <th>Loss</th> <th>Factor</th> <th>Factor</th> <th>cm</th> <th>deg</th> <th></th> </tr> <tr> <th>MHz</th> <th>dBuV/m</th> <th>dBuV/m</th> <th>dB</th> <th>dBuV</th> <th>dB/m</th> <th>dB</th> <th>dB</th> <th>dB</th> <th>cm</th> <th>deg</th> </tr> </thead> <tbody> <tr> <td>1</td> <td>2482.00</td> <td>97.46</td> <td>-----</td> <td>-----</td> <td>93.85</td> <td>33.16</td> <td>7.33</td> <td>36.88</td> <td>0.00</td> <td>319</td> <td>217</td> <td>Peak</td> </tr> <tr> <td>2</td> <td>5260.00</td> <td>104.21</td> <td>-----</td> <td>-----</td> <td>95.64</td> <td>34.90</td> <td>10.76</td> <td>37.09</td> <td>0.00</td> <td>319</td> <td>217</td> <td>PEAK</td> </tr> </tbody> </table>	Limit	Over	Read	Ant	Cable	Preamp	Aux	APos	TPos	Remark		Freq	Level	Line	Level	Factor	Loss	Factor	Factor	cm	deg		MHz	dBuV/m	dBuV/m	dB	dBuV	dB/m	dB	dB	dB	cm	deg	1	2482.00	97.46	-----	-----	93.85	33.16	7.33	36.88	0.00	319	217	Peak	2	5260.00	104.21	-----	-----	95.64	34.90	10.76	37.09	0.00	319	217	PEAK
	Limit	Over	Read	Ant	Cable	Preamp	Aux	APos	TPos	Remark																																																																																																	
Freq	Level	Line	Level	Factor	Loss	Factor	Factor	cm	deg																																																																																																		
MHz	dBuV/m	dBuV/m	dB	dBuV	dB/m	dB	dB	dB	cm	deg																																																																																																	
1	5142.24	49.76	74.00	-24.24	41.48	34.73	10.65	37.10	0.00	319	217	PEAK																																																																																															
Limit	Over	Read	Ant	Cable	Preamp	Aux	APos	TPos	Remark																																																																																																		
Freq	Level	Line	Level	Factor	Loss	Factor	Factor	cm	deg																																																																																																		
MHz	dBuV/m	dBuV/m	dB	dBuV	dB/m	dB	dB	dB	cm	deg																																																																																																	
1	2482.00	97.46	-----	-----	93.85	33.16	7.33	36.88	0.00	319	217	Peak																																																																																															
2	5260.00	104.21	-----	-----	95.64	34.90	10.76	37.09	0.00	319	217	PEAK																																																																																															
Avg	 <p>Level (dBuV/m)</p> <p>Frequency (MHz)</p> <p>5G U-NII-1-U-NII-2A-U-NII-2C(AVG)</p> <table border="1"> <thead> <tr> <th>Limit</th> <th>Over</th> <th>Read</th> <th>Ant</th> <th>Cable</th> <th>Preamp</th> <th>Aux</th> <th>APos</th> <th>TPos</th> <th colspan="2">Remark</th> </tr> <tr> <th>Freq</th> <th>Level</th> <th>Line</th> <th>Level</th> <th>Factor</th> <th>Loss</th> <th>Factor</th> <th>Factor</th> <th>cm</th> <th>deg</th> <th></th> </tr> <tr> <th>MHz</th> <th>dBuV/m</th> <th>dBuV/m</th> <th>dB</th> <th>dBuV</th> <th>dB/m</th> <th>dB</th> <th>dB</th> <th>dB</th> <th>cm</th> <th>deg</th> </tr> </thead> <tbody> <tr> <td>1</td> <td>5146.72</td> <td>39.07</td> <td>54.00</td> <td>-14.93</td> <td>30.78</td> <td>34.74</td> <td>10.65</td> <td>37.10</td> <td>0.00</td> <td>319</td> <td>217</td> <td>AVERAGE</td> </tr> </tbody> </table>	Limit	Over	Read	Ant	Cable	Preamp	Aux	APos	TPos	Remark		Freq	Level	Line	Level	Factor	Loss	Factor	Factor	cm	deg		MHz	dBuV/m	dBuV/m	dB	dBuV	dB/m	dB	dB	dB	cm	deg	1	5146.72	39.07	54.00	-14.93	30.78	34.74	10.65	37.10	0.00	319	217	AVERAGE	 <p>Level (dBuV/m)</p> <p>Frequency (MHz)</p> <p>5G U-NII-1-U-NII-2A-U-NII-2C(AVG)</p> <table border="1"> <thead> <tr> <th>Limit</th> <th>Over</th> <th>Read</th> <th>Ant</th> <th>Cable</th> <th>Preamp</th> <th>Aux</th> <th>APos</th> <th>TPos</th> <th colspan="2">Remark</th> </tr> <tr> <th>Freq</th> <th>Level</th> <th>Line</th> <th>Level</th> <th>Factor</th> <th>Loss</th> <th>Factor</th> <th>Factor</th> <th>cm</th> <th>deg</th> <th></th> </tr> <tr> <th>MHz</th> <th>dBuV/m</th> <th>dBuV/m</th> <th>dB</th> <th>dBuV</th> <th>dB/m</th> <th>dB</th> <th>dB</th> <th>dB</th> <th>cm</th> <th>deg</th> </tr> </thead> <tbody> <tr> <td>1</td> <td>2482.00</td> <td>92.27</td> <td>-----</td> <td>-----</td> <td>88.66</td> <td>33.16</td> <td>7.33</td> <td>36.88</td> <td>0.00</td> <td>319</td> <td>217</td> <td>Average</td> </tr> <tr> <td>2</td> <td>5260.00</td> <td>95.93</td> <td>-----</td> <td>-----</td> <td>87.36</td> <td>34.90</td> <td>10.76</td> <td>37.09</td> <td>0.00</td> <td>319</td> <td>217</td> <td>AVERAGE</td> </tr> </tbody> </table>	Limit	Over	Read	Ant	Cable	Preamp	Aux	APos	TPos	Remark		Freq	Level	Line	Level	Factor	Loss	Factor	Factor	cm	deg		MHz	dBuV/m	dBuV/m	dB	dBuV	dB/m	dB	dB	dB	cm	deg	1	2482.00	92.27	-----	-----	88.66	33.16	7.33	36.88	0.00	319	217	Average	2	5260.00	95.93	-----	-----	87.36	34.90	10.76	37.09	0.00	319	217	AVERAGE
Limit	Over	Read	Ant	Cable	Preamp	Aux	APos	TPos	Remark																																																																																																		
Freq	Level	Line	Level	Factor	Loss	Factor	Factor	cm	deg																																																																																																		
MHz	dBuV/m	dBuV/m	dB	dBuV	dB/m	dB	dB	dB	cm	deg																																																																																																	
1	5146.72	39.07	54.00	-14.93	30.78	34.74	10.65	37.10	0.00	319	217	AVERAGE																																																																																															
Limit	Over	Read	Ant	Cable	Preamp	Aux	APos	TPos	Remark																																																																																																		
Freq	Level	Line	Level	Factor	Loss	Factor	Factor	cm	deg																																																																																																		
MHz	dBuV/m	dBuV/m	dB	dBuV	dB/m	dB	dB	dB	cm	deg																																																																																																	
1	2482.00	92.27	-----	-----	88.66	33.16	7.33	36.88	0.00	319	217	Average																																																																																															
2	5260.00	95.93	-----	-----	87.36	34.90	10.76	37.09	0.00	319	217	AVERAGE																																																																																															



Mode	35																																													
	Band Edge - R																																													
	U-NII-2A_5.25-5.35_802.11a_CH52_5260MHz																																													
ANT	1																																													
Pol.	Horizontal	Fundamental																																												
Peak	<table border="1"> <thead> <tr> <th>Limit</th> <th>Over</th> <th>Read</th> <th>Ant</th> <th>Cable</th> <th>Preamp</th> <th>Aux</th> <th>APos</th> <th>TPos</th> <th>Remark</th> </tr> <tr> <th>Freq</th> <th>Level</th> <th>Line</th> <th>Level</th> <th>Factor</th> <th>Loss</th> <th>Factor</th> <th>Factor</th> <th>cm</th> <th>deg</th> </tr> <tr> <th>MHz</th> <th>dBuV/m</th> <th>dBuV/m</th> <th>dB</th> <th>dBuV</th> <th>dB/m</th> <th>dB</th> <th>dB</th> <th>dB</th> <th>cm</th> <th>deg</th> </tr> </thead> <tbody> <tr> <td>1</td> <td>5425.20</td> <td>48.82</td> <td>74.00</td> <td>-25.18</td> <td>40.01</td> <td>34.95</td> <td>10.92</td> <td>37.06</td> <td>0.00</td> <td>319</td> <td>217</td> <td>PEAK</td> </tr> </tbody> </table>	Limit	Over	Read	Ant	Cable	Preamp	Aux	APos	TPos	Remark	Freq	Level	Line	Level	Factor	Loss	Factor	Factor	cm	deg	MHz	dBuV/m	dBuV/m	dB	dBuV	dB/m	dB	dB	dB	cm	deg	1	5425.20	48.82	74.00	-25.18	40.01	34.95	10.92	37.06	0.00	319	217	PEAK	Blank
Limit	Over	Read	Ant	Cable	Preamp	Aux	APos	TPos	Remark																																					
Freq	Level	Line	Level	Factor	Loss	Factor	Factor	cm	deg																																					
MHz	dBuV/m	dBuV/m	dB	dBuV	dB/m	dB	dB	dB	cm	deg																																				
1	5425.20	48.82	74.00	-25.18	40.01	34.95	10.92	37.06	0.00	319	217	PEAK																																		
Avg	<table border="1"> <thead> <tr> <th>Limit</th> <th>Over</th> <th>Read</th> <th>Ant</th> <th>Cable</th> <th>Preamp</th> <th>Aux</th> <th>APos</th> <th>TPos</th> <th>Remark</th> </tr> <tr> <th>Freq</th> <th>Level</th> <th>Line</th> <th>Level</th> <th>Factor</th> <th>Loss</th> <th>Factor</th> <th>Factor</th> <th>cm</th> <th>deg</th> </tr> <tr> <th>MHz</th> <th>dBuV/m</th> <th>dBuV/m</th> <th>dB</th> <th>dBuV</th> <th>dB/m</th> <th>dB</th> <th>dB</th> <th>dB</th> <th>cm</th> <th>deg</th> </tr> </thead> <tbody> <tr> <td>1</td> <td>5354.20</td> <td>37.77</td> <td>54.00</td> <td>-16.23</td> <td>29.05</td> <td>34.95</td> <td>10.84</td> <td>37.07</td> <td>0.00</td> <td>319</td> <td>217</td> <td>AVERAGE</td> </tr> </tbody> </table>	Limit	Over	Read	Ant	Cable	Preamp	Aux	APos	TPos	Remark	Freq	Level	Line	Level	Factor	Loss	Factor	Factor	cm	deg	MHz	dBuV/m	dBuV/m	dB	dBuV	dB/m	dB	dB	dB	cm	deg	1	5354.20	37.77	54.00	-16.23	29.05	34.95	10.84	37.07	0.00	319	217	AVERAGE	Blank
Limit	Over	Read	Ant	Cable	Preamp	Aux	APos	TPos	Remark																																					
Freq	Level	Line	Level	Factor	Loss	Factor	Factor	cm	deg																																					
MHz	dBuV/m	dBuV/m	dB	dBuV	dB/m	dB	dB	dB	cm	deg																																				
1	5354.20	37.77	54.00	-16.23	29.05	34.95	10.84	37.07	0.00	319	217	AVERAGE																																		



		35																																																																																																						
Mode		Band Edge - L																																																																																																						
		U-NII-2A_5.25-5.35_802.11a_CH52_5260MHz																																																																																																						
ANT		1																																																																																																						
Pol.		Vertical					Fundamental																																																																																																	
Peak																																																																																																								
	<table border="1"> <thead> <tr> <th>Limit</th> <th>Over</th> <th>Read</th> <th>Ant</th> <th>Cable</th> <th>Preamp</th> <th>Aux</th> <th>APos</th> <th>TPos</th> <th colspan="2">Remark</th> </tr> <tr> <th>Freq</th> <th>Level</th> <th>Line</th> <th>Level</th> <th>Factor</th> <th>Loss</th> <th>Factor</th> <th>Factor</th> <th>cm</th> <th>deg</th> <th></th> </tr> <tr> <th>MHz</th> <th>dBuV/m</th> <th>dBuV/m</th> <th>dB</th> <th>dBuV</th> <th>dB/m</th> <th>dB</th> <th>dB</th> <th>dB</th> <th>cm</th> <th>deg</th> </tr> </thead> <tbody> <tr> <td>1</td> <td>5132.00</td> <td>49.31</td> <td>74.00</td> <td>-24.69</td> <td>41.07</td> <td>34.70</td> <td>10.64</td> <td>37.10</td> <td>0.00</td> <td>305</td> <td>283</td> <td>PEAK</td> </tr> </tbody> </table>	Limit	Over	Read	Ant	Cable	Preamp	Aux	APos	TPos	Remark		Freq	Level	Line	Level	Factor	Loss	Factor	Factor	cm	deg		MHz	dBuV/m	dBuV/m	dB	dBuV	dB/m	dB	dB	dB	cm	deg	1	5132.00	49.31	74.00	-24.69	41.07	34.70	10.64	37.10	0.00	305	283	PEAK	<table border="1"> <thead> <tr> <th>Limit</th> <th>Over</th> <th>Read</th> <th>Ant</th> <th>Cable</th> <th>Preamp</th> <th>Aux</th> <th>APos</th> <th>TPos</th> <th colspan="2">Remark</th> </tr> <tr> <th>Freq</th> <th>Level</th> <th>Line</th> <th>Level</th> <th>Factor</th> <th>Loss</th> <th>Factor</th> <th>Factor</th> <th>cm</th> <th>deg</th> <th></th> </tr> <tr> <th>MHz</th> <th>dBuV/m</th> <th>dBuV/m</th> <th>dB</th> <th>dBuV</th> <th>dB/m</th> <th>dB</th> <th>dB</th> <th>dB</th> <th>cm</th> <th>deg</th> </tr> </thead> <tbody> <tr> <td>1</td> <td>2482.00</td> <td>98.36</td> <td>-----</td> <td>94.75</td> <td>33.16</td> <td>7.33</td> <td>36.88</td> <td>0.00</td> <td>305</td> <td>283</td> <td>Peak</td> </tr> <tr> <td>2</td> <td>5260.00</td> <td>105.50</td> <td>-----</td> <td>96.93</td> <td>34.90</td> <td>10.76</td> <td>37.09</td> <td>0.00</td> <td>305</td> <td>283</td> <td>Peak</td> </tr> </tbody> </table>	Limit	Over	Read	Ant	Cable	Preamp	Aux	APos	TPos	Remark		Freq	Level	Line	Level	Factor	Loss	Factor	Factor	cm	deg		MHz	dBuV/m	dBuV/m	dB	dBuV	dB/m	dB	dB	dB	cm	deg	1	2482.00	98.36	-----	94.75	33.16	7.33	36.88	0.00	305	283	Peak	2	5260.00	105.50	-----	96.93	34.90	10.76	37.09	0.00	305	283
Limit	Over	Read	Ant	Cable	Preamp	Aux	APos	TPos	Remark																																																																																															
Freq	Level	Line	Level	Factor	Loss	Factor	Factor	cm	deg																																																																																															
MHz	dBuV/m	dBuV/m	dB	dBuV	dB/m	dB	dB	dB	cm	deg																																																																																														
1	5132.00	49.31	74.00	-24.69	41.07	34.70	10.64	37.10	0.00	305	283	PEAK																																																																																												
Limit	Over	Read	Ant	Cable	Preamp	Aux	APos	TPos	Remark																																																																																															
Freq	Level	Line	Level	Factor	Loss	Factor	Factor	cm	deg																																																																																															
MHz	dBuV/m	dBuV/m	dB	dBuV	dB/m	dB	dB	dB	cm	deg																																																																																														
1	2482.00	98.36	-----	94.75	33.16	7.33	36.88	0.00	305	283	Peak																																																																																													
2	5260.00	105.50	-----	96.93	34.90	10.76	37.09	0.00	305	283	Peak																																																																																													
Avg																																																																																																								
	<table border="1"> <thead> <tr> <th>Limit</th> <th>Over</th> <th>Read</th> <th>Ant</th> <th>Cable</th> <th>Preamp</th> <th>Aux</th> <th>APos</th> <th>TPos</th> <th colspan="2">Remark</th> </tr> <tr> <th>Freq</th> <th>Level</th> <th>Line</th> <th>Level</th> <th>Factor</th> <th>Loss</th> <th>Factor</th> <th>Factor</th> <th>cm</th> <th>deg</th> <th></th> </tr> <tr> <th>MHz</th> <th>dBuV/m</th> <th>dBuV/m</th> <th>dB</th> <th>dBuV</th> <th>dB/m</th> <th>dB</th> <th>dB</th> <th>dB</th> <th>cm</th> <th>deg</th> </tr> </thead> <tbody> <tr> <td>1</td> <td>5144.32</td> <td>39.00</td> <td>54.00</td> <td>-15.00</td> <td>30.72</td> <td>34.73</td> <td>10.65</td> <td>37.10</td> <td>0.00</td> <td>305</td> <td>283</td> <td>AVERAGE</td> </tr> </tbody> </table>	Limit	Over	Read	Ant	Cable	Preamp	Aux	APos	TPos	Remark		Freq	Level	Line	Level	Factor	Loss	Factor	Factor	cm	deg		MHz	dBuV/m	dBuV/m	dB	dBuV	dB/m	dB	dB	dB	cm	deg	1	5144.32	39.00	54.00	-15.00	30.72	34.73	10.65	37.10	0.00	305	283	AVERAGE	<table border="1"> <thead> <tr> <th>Limit</th> <th>Over</th> <th>Read</th> <th>Ant</th> <th>Cable</th> <th>Preamp</th> <th>Aux</th> <th>APos</th> <th>TPos</th> <th colspan="2">Remark</th> </tr> <tr> <th>Freq</th> <th>Level</th> <th>Line</th> <th>Level</th> <th>Factor</th> <th>Loss</th> <th>Factor</th> <th>Factor</th> <th>cm</th> <th>deg</th> <th></th> </tr> <tr> <th>MHz</th> <th>dBuV/m</th> <th>dBuV/m</th> <th>dB</th> <th>dBuV</th> <th>dB/m</th> <th>dB</th> <th>dB</th> <th>dB</th> <th>cm</th> <th>deg</th> </tr> </thead> <tbody> <tr> <td>1</td> <td>2482.00</td> <td>95.10</td> <td>-----</td> <td>91.49</td> <td>33.16</td> <td>7.33</td> <td>36.88</td> <td>0.00</td> <td>305</td> <td>283</td> <td>Average</td> </tr> <tr> <td>2</td> <td>5260.00</td> <td>96.84</td> <td>-----</td> <td>88.27</td> <td>34.90</td> <td>10.76</td> <td>37.09</td> <td>0.00</td> <td>305</td> <td>283</td> <td>AVERAGE</td> </tr> </tbody> </table>	Limit	Over	Read	Ant	Cable	Preamp	Aux	APos	TPos	Remark		Freq	Level	Line	Level	Factor	Loss	Factor	Factor	cm	deg		MHz	dBuV/m	dBuV/m	dB	dBuV	dB/m	dB	dB	dB	cm	deg	1	2482.00	95.10	-----	91.49	33.16	7.33	36.88	0.00	305	283	Average	2	5260.00	96.84	-----	88.27	34.90	10.76	37.09	0.00	305	283
Limit	Over	Read	Ant	Cable	Preamp	Aux	APos	TPos	Remark																																																																																															
Freq	Level	Line	Level	Factor	Loss	Factor	Factor	cm	deg																																																																																															
MHz	dBuV/m	dBuV/m	dB	dBuV	dB/m	dB	dB	dB	cm	deg																																																																																														
1	5144.32	39.00	54.00	-15.00	30.72	34.73	10.65	37.10	0.00	305	283	AVERAGE																																																																																												
Limit	Over	Read	Ant	Cable	Preamp	Aux	APos	TPos	Remark																																																																																															
Freq	Level	Line	Level	Factor	Loss	Factor	Factor	cm	deg																																																																																															
MHz	dBuV/m	dBuV/m	dB	dBuV	dB/m	dB	dB	dB	cm	deg																																																																																														
1	2482.00	95.10	-----	91.49	33.16	7.33	36.88	0.00	305	283	Average																																																																																													
2	5260.00	96.84	-----	88.27	34.90	10.76	37.09	0.00	305	283	AVERAGE																																																																																													



Mode	35																																												
	Band Edge - R																																												
	U-NII-2A_5.25-5.35_802.11a_CH52_5260MHz																																												
ANT	1																																												
Pol.	Vertical	Fundamental																																											
Peak	<table border="1"> <thead> <tr> <th>Limit</th> <th>Over</th> <th>Read</th> <th>Ant</th> <th>Cable</th> <th>Preamp</th> <th>Aux</th> <th>APos</th> <th>TPos</th> <th>Remark</th> </tr> <tr> <th>Freq</th> <th>Level</th> <th>Line</th> <th>Level</th> <th>Factor</th> <th>Loss</th> <th>Factor</th> <th>Factor</th> <th>cm</th> <th>deg</th> </tr> <tr> <th>MHz</th> <th>dBuV/m</th> <th>dBuV/m</th> <th>dB</th> <th>dBuV</th> <th>dB/m</th> <th>dB</th> <th>dB</th> <th>cm</th> <th>deg</th> </tr> </thead> <tbody> <tr> <td>1</td> <td>5372.00</td> <td>49.05</td> <td>74.00</td> <td>-24.95</td> <td>40.29</td> <td>34.97</td> <td>10.86</td> <td>37.07</td> <td>0.00</td> <td>305</td> <td>283</td> <td>PEAK</td> </tr> </tbody> </table>	Limit	Over	Read	Ant	Cable	Preamp	Aux	APos	TPos	Remark	Freq	Level	Line	Level	Factor	Loss	Factor	Factor	cm	deg	MHz	dBuV/m	dBuV/m	dB	dBuV	dB/m	dB	dB	cm	deg	1	5372.00	49.05	74.00	-24.95	40.29	34.97	10.86	37.07	0.00	305	283	PEAK	Blank
Limit	Over	Read	Ant	Cable	Preamp	Aux	APos	TPos	Remark																																				
Freq	Level	Line	Level	Factor	Loss	Factor	Factor	cm	deg																																				
MHz	dBuV/m	dBuV/m	dB	dBuV	dB/m	dB	dB	cm	deg																																				
1	5372.00	49.05	74.00	-24.95	40.29	34.97	10.86	37.07	0.00	305	283	PEAK																																	
Avg	<table border="1"> <thead> <tr> <th>Limit</th> <th>Over</th> <th>Read</th> <th>Ant</th> <th>Cable</th> <th>Preamp</th> <th>Aux</th> <th>APos</th> <th>TPos</th> <th>Remark</th> </tr> <tr> <th>Freq</th> <th>Level</th> <th>Line</th> <th>Level</th> <th>Factor</th> <th>Loss</th> <th>Factor</th> <th>Factor</th> <th>cm</th> <th>deg</th> </tr> <tr> <th>MHz</th> <th>dBuV/m</th> <th>dBuV/m</th> <th>dB</th> <th>dBuV</th> <th>dB/m</th> <th>dB</th> <th>dB</th> <th>cm</th> <th>deg</th> </tr> </thead> <tbody> <tr> <td>1</td> <td>5419.40</td> <td>38.17</td> <td>54.00</td> <td>-15.83</td> <td>29.35</td> <td>34.96</td> <td>10.92</td> <td>37.06</td> <td>0.00</td> <td>305</td> <td>283</td> <td>AVERAGE</td> </tr> </tbody> </table>	Limit	Over	Read	Ant	Cable	Preamp	Aux	APos	TPos	Remark	Freq	Level	Line	Level	Factor	Loss	Factor	Factor	cm	deg	MHz	dBuV/m	dBuV/m	dB	dBuV	dB/m	dB	dB	cm	deg	1	5419.40	38.17	54.00	-15.83	29.35	34.96	10.92	37.06	0.00	305	283	AVERAGE	Blank
Limit	Over	Read	Ant	Cable	Preamp	Aux	APos	TPos	Remark																																				
Freq	Level	Line	Level	Factor	Loss	Factor	Factor	cm	deg																																				
MHz	dBuV/m	dBuV/m	dB	dBuV	dB/m	dB	dB	cm	deg																																				
1	5419.40	38.17	54.00	-15.83	29.35	34.96	10.92	37.06	0.00	305	283	AVERAGE																																	

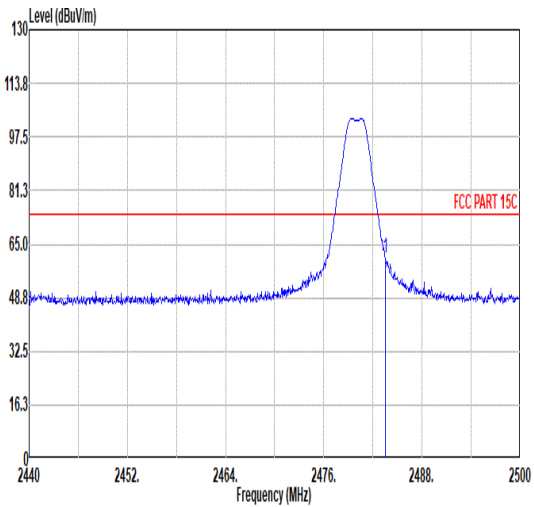
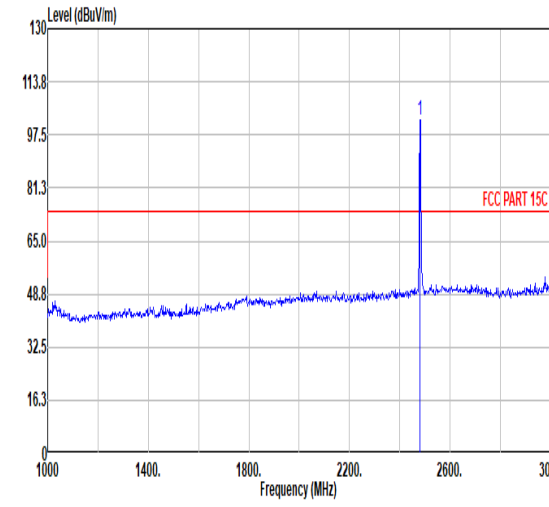
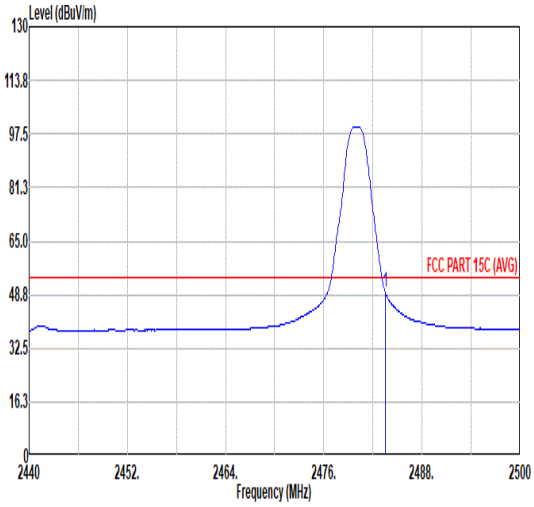
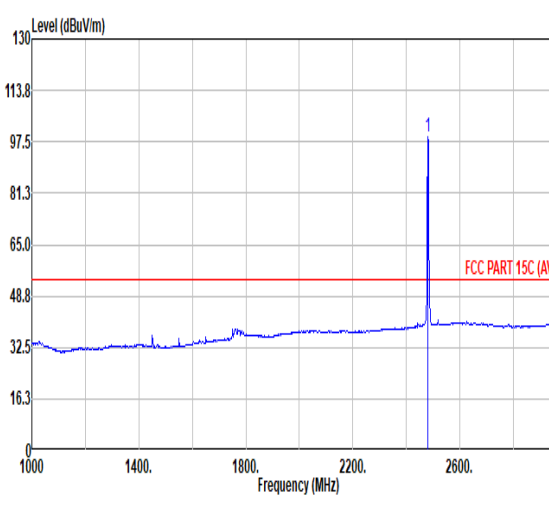


Mode	35																																																																																																																																													
	Harmonic																																																																																																																																													
	U-NII-2A_5.25-5.35_802.11a_CH52_5260MHz																																																																																																																																													
ANT	1																																																																																																																																													
Pol.	Horizontal	Vertical																																																																																																																																												
Peak Avg	<table border="1"> <thead> <tr> <th>Limit</th> <th>Over</th> <th>Read</th> <th>Ant</th> <th>Cable</th> <th>Preamp</th> <th>Aux</th> <th>APos</th> <th>TPos</th> <th>Remark</th> </tr> <tr> <th>Freq</th> <th>Level</th> <th>Line</th> <th>Limit</th> <th>Level</th> <th>Factor</th> <th>Loss</th> <th>Factor</th> <th>Factor</th> <th></th> </tr> <tr> <th>MHz</th> <th>dBuV/m</th> <th>dBuV/m</th> <th>dB</th> <th>dBuV</th> <th>dB/m</th> <th>dB</th> <th>dB</th> <th>dB</th> <th>cm</th> <th>deg</th> </tr> </thead> <tbody> <tr> <td>1</td> <td>10520.00</td> <td>59.50</td> <td>68.20</td> <td>-8.70</td> <td>70.61</td> <td>37.46</td> <td>15.41</td> <td>63.98</td> <td>0.00</td> <td>202</td> <td>283</td> <td>PEAK</td> </tr> <tr> <td>2</td> <td>15780.00</td> <td>64.38</td> <td>74.00</td> <td>-9.62</td> <td>66.90</td> <td>41.28</td> <td>19.25</td> <td>63.05</td> <td>0.00</td> <td>300</td> <td>291</td> <td>PEAK</td> </tr> <tr> <td>3</td> <td>15780.00</td> <td>50.69</td> <td>54.00</td> <td>-3.31</td> <td>53.21</td> <td>41.28</td> <td>19.25</td> <td>63.05</td> <td>0.00</td> <td>300</td> <td>291</td> <td>AVERAGE</td> </tr> </tbody> </table>	Limit	Over	Read	Ant	Cable	Preamp	Aux	APos	TPos	Remark	Freq	Level	Line	Limit	Level	Factor	Loss	Factor	Factor		MHz	dBuV/m	dBuV/m	dB	dBuV	dB/m	dB	dB	dB	cm	deg	1	10520.00	59.50	68.20	-8.70	70.61	37.46	15.41	63.98	0.00	202	283	PEAK	2	15780.00	64.38	74.00	-9.62	66.90	41.28	19.25	63.05	0.00	300	291	PEAK	3	15780.00	50.69	54.00	-3.31	53.21	41.28	19.25	63.05	0.00	300	291	AVERAGE	<table border="1"> <thead> <tr> <th>Limit</th> <th>Over</th> <th>Read</th> <th>Ant</th> <th>Cable</th> <th>Preamp</th> <th>Aux</th> <th>APos</th> <th>TPos</th> <th>Remark</th> </tr> <tr> <th>Freq</th> <th>Level</th> <th>Line</th> <th>Limit</th> <th>Level</th> <th>Factor</th> <th>Loss</th> <th>Factor</th> <th>Factor</th> <th></th> </tr> <tr> <th>MHz</th> <th>dBuV/m</th> <th>dBuV/m</th> <th>dB</th> <th>dBuV</th> <th>dB/m</th> <th>dB</th> <th>dB</th> <th>dB</th> <th>cm</th> <th>deg</th> </tr> </thead> <tbody> <tr> <td>1</td> <td>10516.70</td> <td>51.43</td> <td>68.20</td> <td>-16.77</td> <td>62.54</td> <td>37.46</td> <td>15.41</td> <td>63.98</td> <td>0.00</td> <td>---</td> <td>---</td> <td>Peak</td> </tr> <tr> <td>2</td> <td>15780.00</td> <td>64.14</td> <td>74.00</td> <td>-9.86</td> <td>66.66</td> <td>41.28</td> <td>19.25</td> <td>63.05</td> <td>0.00</td> <td>245</td> <td>239</td> <td>PEAK</td> </tr> <tr> <td>3</td> <td>15780.00</td> <td>50.31</td> <td>54.00</td> <td>-3.69</td> <td>52.83</td> <td>41.28</td> <td>19.25</td> <td>63.05</td> <td>0.00</td> <td>245</td> <td>239</td> <td>AVERAGE</td> </tr> </tbody> </table>	Limit	Over	Read	Ant	Cable	Preamp	Aux	APos	TPos	Remark	Freq	Level	Line	Limit	Level	Factor	Loss	Factor	Factor		MHz	dBuV/m	dBuV/m	dB	dBuV	dB/m	dB	dB	dB	cm	deg	1	10516.70	51.43	68.20	-16.77	62.54	37.46	15.41	63.98	0.00	---	---	Peak	2	15780.00	64.14	74.00	-9.86	66.66	41.28	19.25	63.05	0.00	245	239	PEAK	3	15780.00	50.31	54.00	-3.69	52.83	41.28	19.25	63.05	0.00	245	239	AVERAGE
	Limit	Over	Read	Ant	Cable	Preamp	Aux	APos	TPos	Remark																																																																																																																																				
Freq	Level	Line	Limit	Level	Factor	Loss	Factor	Factor																																																																																																																																						
MHz	dBuV/m	dBuV/m	dB	dBuV	dB/m	dB	dB	dB	cm	deg																																																																																																																																				
1	10520.00	59.50	68.20	-8.70	70.61	37.46	15.41	63.98	0.00	202	283	PEAK																																																																																																																																		
2	15780.00	64.38	74.00	-9.62	66.90	41.28	19.25	63.05	0.00	300	291	PEAK																																																																																																																																		
3	15780.00	50.69	54.00	-3.31	53.21	41.28	19.25	63.05	0.00	300	291	AVERAGE																																																																																																																																		
Limit	Over	Read	Ant	Cable	Preamp	Aux	APos	TPos	Remark																																																																																																																																					
Freq	Level	Line	Limit	Level	Factor	Loss	Factor	Factor																																																																																																																																						
MHz	dBuV/m	dBuV/m	dB	dBuV	dB/m	dB	dB	dB	cm	deg																																																																																																																																				
1	10516.70	51.43	68.20	-16.77	62.54	37.46	15.41	63.98	0.00	---	---	Peak																																																																																																																																		
2	15780.00	64.14	74.00	-9.86	66.66	41.28	19.25	63.05	0.00	245	239	PEAK																																																																																																																																		
3	15780.00	50.31	54.00	-3.69	52.83	41.28	19.25	63.05	0.00	245	239	AVERAGE																																																																																																																																		



Mode	36																																																																																			
	Band Edge																																																																																			
	2400-2483.5_ZigBEE_CH26_2480MHz																																																																																			
ANT	1																																																																																			
Pol.	Horizontal	Fundamental																																																																																		
Peak	<table border="1"> <thead> <tr> <th>Limit</th> <th>Over</th> <th>Read</th> <th>Ant</th> <th>Cable</th> <th>Preamp</th> <th>Aux</th> <th>APos</th> <th>TPos</th> <th>Remark</th> </tr> <tr> <th>Freq</th> <th>Level</th> <th>Line</th> <th>Limit</th> <th>Level</th> <th>Factor</th> <th>Loss</th> <th>Factor</th> <th>Factor</th> <th></th> </tr> <tr> <th>MHz</th> <th>dBuV/m</th> <th>dBuV/m</th> <th>dB</th> <th>dBuV</th> <th>dB/m</th> <th>dB</th> <th>dB</th> <th>cm</th> <th>deg</th> </tr> </thead> <tbody> <tr> <td>1 2483.56</td> <td>59.70</td> <td>74.00</td> <td>-14.30</td> <td>50.08</td> <td>33.17</td> <td>7.33</td> <td>36.88</td> <td>6.00</td> <td>146</td> <td>0 PEAK</td> </tr> </tbody> </table>	Limit	Over	Read	Ant	Cable	Preamp	Aux	APos	TPos	Remark	Freq	Level	Line	Limit	Level	Factor	Loss	Factor	Factor		MHz	dBuV/m	dBuV/m	dB	dBuV	dB/m	dB	dB	cm	deg	1 2483.56	59.70	74.00	-14.30	50.08	33.17	7.33	36.88	6.00	146	0 PEAK	<table border="1"> <thead> <tr> <th>Limit</th> <th>Over</th> <th>Read</th> <th>Ant</th> <th>Cable</th> <th>Preamp</th> <th>Aux</th> <th>APos</th> <th>TPos</th> <th>Remark</th> </tr> <tr> <th>Freq</th> <th>Level</th> <th>Line</th> <th>Limit</th> <th>Level</th> <th>Factor</th> <th>Loss</th> <th>Factor</th> <th>Factor</th> <th></th> </tr> <tr> <th>MHz</th> <th>dBuV/m</th> <th>dBuV/m</th> <th>dB</th> <th>dBuV</th> <th>dB/m</th> <th>dB</th> <th>dB</th> <th>cm</th> <th>deg</th> </tr> </thead> <tbody> <tr> <td>1 2480.00</td> <td>102.54</td> <td>-----</td> <td>-----</td> <td>92.96</td> <td>33.14</td> <td>7.32</td> <td>36.88</td> <td>6.00</td> <td>146</td> <td>0 PEAK</td> </tr> </tbody> </table>	Limit	Over	Read	Ant	Cable	Preamp	Aux	APos	TPos	Remark	Freq	Level	Line	Limit	Level	Factor	Loss	Factor	Factor		MHz	dBuV/m	dBuV/m	dB	dBuV	dB/m	dB	dB	cm	deg	1 2480.00	102.54	-----	-----	92.96	33.14	7.32	36.88	6.00	146	0 PEAK
	Limit	Over	Read	Ant	Cable	Preamp	Aux	APos	TPos	Remark																																																																										
Freq	Level	Line	Limit	Level	Factor	Loss	Factor	Factor																																																																												
MHz	dBuV/m	dBuV/m	dB	dBuV	dB/m	dB	dB	cm	deg																																																																											
1 2483.56	59.70	74.00	-14.30	50.08	33.17	7.33	36.88	6.00	146	0 PEAK																																																																										
Limit	Over	Read	Ant	Cable	Preamp	Aux	APos	TPos	Remark																																																																											
Freq	Level	Line	Limit	Level	Factor	Loss	Factor	Factor																																																																												
MHz	dBuV/m	dBuV/m	dB	dBuV	dB/m	dB	dB	cm	deg																																																																											
1 2480.00	102.54	-----	-----	92.96	33.14	7.32	36.88	6.00	146	0 PEAK																																																																										
Avg	<table border="1"> <thead> <tr> <th>Limit</th> <th>Over</th> <th>Read</th> <th>Ant</th> <th>Cable</th> <th>Preamp</th> <th>Aux</th> <th>APos</th> <th>TPos</th> <th>Remark</th> </tr> <tr> <th>Freq</th> <th>Level</th> <th>Line</th> <th>Limit</th> <th>Level</th> <th>Factor</th> <th>Loss</th> <th>Factor</th> <th>Factor</th> <th></th> </tr> <tr> <th>MHz</th> <th>dBuV/m</th> <th>dBuV/m</th> <th>dB</th> <th>dBuV</th> <th>dB/m</th> <th>dB</th> <th>dB</th> <th>cm</th> <th>deg</th> </tr> </thead> <tbody> <tr> <td>1 2483.50</td> <td>48.53</td> <td>54.00</td> <td>-5.47</td> <td>38.91</td> <td>33.17</td> <td>7.33</td> <td>36.88</td> <td>6.00</td> <td>146</td> <td>0 AVERAGE</td> </tr> </tbody> </table>	Limit	Over	Read	Ant	Cable	Preamp	Aux	APos	TPos	Remark	Freq	Level	Line	Limit	Level	Factor	Loss	Factor	Factor		MHz	dBuV/m	dBuV/m	dB	dBuV	dB/m	dB	dB	cm	deg	1 2483.50	48.53	54.00	-5.47	38.91	33.17	7.33	36.88	6.00	146	0 AVERAGE	<table border="1"> <thead> <tr> <th>Limit</th> <th>Over</th> <th>Read</th> <th>Ant</th> <th>Cable</th> <th>Preamp</th> <th>Aux</th> <th>APos</th> <th>TPos</th> <th>Remark</th> </tr> <tr> <th>Freq</th> <th>Level</th> <th>Line</th> <th>Limit</th> <th>Level</th> <th>Factor</th> <th>Loss</th> <th>Factor</th> <th>Factor</th> <th></th> </tr> <tr> <th>MHz</th> <th>dBuV/m</th> <th>dBuV/m</th> <th>dB</th> <th>dBuV</th> <th>dB/m</th> <th>dB</th> <th>dB</th> <th>cm</th> <th>deg</th> </tr> </thead> <tbody> <tr> <td>1 2480.00</td> <td>99.21</td> <td>-----</td> <td>-----</td> <td>89.63</td> <td>33.14</td> <td>7.32</td> <td>36.88</td> <td>6.00</td> <td>146</td> <td>0 AVERAGE</td> </tr> </tbody> </table>	Limit	Over	Read	Ant	Cable	Preamp	Aux	APos	TPos	Remark	Freq	Level	Line	Limit	Level	Factor	Loss	Factor	Factor		MHz	dBuV/m	dBuV/m	dB	dBuV	dB/m	dB	dB	cm	deg	1 2480.00	99.21	-----	-----	89.63	33.14	7.32	36.88	6.00	146	0 AVERAGE
	Limit	Over	Read	Ant	Cable	Preamp	Aux	APos	TPos	Remark																																																																										
Freq	Level	Line	Limit	Level	Factor	Loss	Factor	Factor																																																																												
MHz	dBuV/m	dBuV/m	dB	dBuV	dB/m	dB	dB	cm	deg																																																																											
1 2483.50	48.53	54.00	-5.47	38.91	33.17	7.33	36.88	6.00	146	0 AVERAGE																																																																										
Limit	Over	Read	Ant	Cable	Preamp	Aux	APos	TPos	Remark																																																																											
Freq	Level	Line	Limit	Level	Factor	Loss	Factor	Factor																																																																												
MHz	dBuV/m	dBuV/m	dB	dBuV	dB/m	dB	dB	cm	deg																																																																											
1 2480.00	99.21	-----	-----	89.63	33.14	7.32	36.88	6.00	146	0 AVERAGE																																																																										



Mode	36																																																																																							
	Band Edge																																																																																							
	2400-2483.5_ZigBEE_CH26_2480MHz																																																																																							
ANT	1																																																																																							
Pol.	Vertical	Fundamental																																																																																						
Peak	 <p>Level (dBuV/m)</p> <p>Frequency (MHz)</p> <p>FCC PART 15C</p> <table border="1"> <thead> <tr> <th>Limit</th> <th>Over</th> <th>Read</th> <th>Ant</th> <th>Cable</th> <th>Preamp</th> <th>Aux</th> <th>APos</th> <th>TPos</th> <th>Remark</th> </tr> <tr> <th>Freq</th> <th>Level</th> <th>Line</th> <th>Limit</th> <th>Level</th> <th>Factor</th> <th>Loss</th> <th>Factor</th> <th>Factor</th> <th></th> </tr> <tr> <th>MHz</th> <th>dBuV/m</th> <th>dBuV/m</th> <th>dB</th> <th>dBuV</th> <th>dB/m</th> <th>dB</th> <th>dB</th> <th>cm</th> <th>deg</th> </tr> </thead> <tbody> <tr> <td>1</td> <td>2483.50</td> <td>60.65</td> <td>74.00</td> <td>-13.35</td> <td>51.03</td> <td>33.17</td> <td>7.33</td> <td>36.88</td> <td>6.00</td> <td>250</td> <td>297</td> <td>PEAK</td> </tr> </tbody> </table>	Limit	Over	Read	Ant	Cable	Preamp	Aux	APos	TPos	Remark	Freq	Level	Line	Limit	Level	Factor	Loss	Factor	Factor		MHz	dBuV/m	dBuV/m	dB	dBuV	dB/m	dB	dB	cm	deg	1	2483.50	60.65	74.00	-13.35	51.03	33.17	7.33	36.88	6.00	250	297	PEAK	 <p>Level (dBuV/m)</p> <p>Frequency (MHz)</p> <p>FCC PART 15C</p> <table border="1"> <thead> <tr> <th>Limit</th> <th>Over</th> <th>Read</th> <th>Ant</th> <th>Cable</th> <th>Preamp</th> <th>Aux</th> <th>APos</th> <th>TPos</th> <th>Remark</th> </tr> <tr> <th>Freq</th> <th>Level</th> <th>Line</th> <th>Limit</th> <th>Level</th> <th>Factor</th> <th>Loss</th> <th>Factor</th> <th>Factor</th> <th></th> </tr> <tr> <th>MHz</th> <th>dBuV/m</th> <th>dBuV/m</th> <th>dB</th> <th>dBuV</th> <th>dB/m</th> <th>dB</th> <th>dB</th> <th>cm</th> <th>deg</th> </tr> </thead> <tbody> <tr> <td>1</td> <td>2480.00</td> <td>102.23</td> <td>-----</td> <td>-----</td> <td>92.65</td> <td>33.14</td> <td>7.32</td> <td>36.88</td> <td>6.00</td> <td>250</td> <td>297</td> <td>Peak</td> </tr> </tbody> </table>	Limit	Over	Read	Ant	Cable	Preamp	Aux	APos	TPos	Remark	Freq	Level	Line	Limit	Level	Factor	Loss	Factor	Factor		MHz	dBuV/m	dBuV/m	dB	dBuV	dB/m	dB	dB	cm	deg	1	2480.00	102.23	-----	-----	92.65	33.14	7.32	36.88	6.00	250	297	Peak
	Limit	Over	Read	Ant	Cable	Preamp	Aux	APos	TPos	Remark																																																																														
Freq	Level	Line	Limit	Level	Factor	Loss	Factor	Factor																																																																																
MHz	dBuV/m	dBuV/m	dB	dBuV	dB/m	dB	dB	cm	deg																																																																															
1	2483.50	60.65	74.00	-13.35	51.03	33.17	7.33	36.88	6.00	250	297	PEAK																																																																												
Limit	Over	Read	Ant	Cable	Preamp	Aux	APos	TPos	Remark																																																																															
Freq	Level	Line	Limit	Level	Factor	Loss	Factor	Factor																																																																																
MHz	dBuV/m	dBuV/m	dB	dBuV	dB/m	dB	dB	cm	deg																																																																															
1	2480.00	102.23	-----	-----	92.65	33.14	7.32	36.88	6.00	250	297	Peak																																																																												
Avg	 <p>Level (dBuV/m)</p> <p>Frequency (MHz)</p> <p>FCC PART 15C (AVG)</p> <table border="1"> <thead> <tr> <th>Limit</th> <th>Over</th> <th>Read</th> <th>Ant</th> <th>Cable</th> <th>Preamp</th> <th>Aux</th> <th>APos</th> <th>TPos</th> <th>Remark</th> </tr> <tr> <th>Freq</th> <th>Level</th> <th>Line</th> <th>Limit</th> <th>Level</th> <th>Factor</th> <th>Loss</th> <th>Factor</th> <th>Factor</th> <th></th> </tr> <tr> <th>MHz</th> <th>dBuV/m</th> <th>dBuV/m</th> <th>dB</th> <th>dBuV</th> <th>dB/m</th> <th>dB</th> <th>dB</th> <th>cm</th> <th>deg</th> </tr> </thead> <tbody> <tr> <td>1</td> <td>2483.50</td> <td>49.55</td> <td>54.00</td> <td>-4.45</td> <td>39.93</td> <td>33.17</td> <td>7.33</td> <td>36.88</td> <td>6.00</td> <td>250</td> <td>297</td> <td>AVERAGE</td> </tr> </tbody> </table>	Limit	Over	Read	Ant	Cable	Preamp	Aux	APos	TPos	Remark	Freq	Level	Line	Limit	Level	Factor	Loss	Factor	Factor		MHz	dBuV/m	dBuV/m	dB	dBuV	dB/m	dB	dB	cm	deg	1	2483.50	49.55	54.00	-4.45	39.93	33.17	7.33	36.88	6.00	250	297	AVERAGE	 <p>Level (dBuV/m)</p> <p>Frequency (MHz)</p> <p>FCC PART 15C (AVG)</p> <table border="1"> <thead> <tr> <th>Limit</th> <th>Over</th> <th>Read</th> <th>Ant</th> <th>Cable</th> <th>Preamp</th> <th>Aux</th> <th>APos</th> <th>TPos</th> <th>Remark</th> </tr> <tr> <th>Freq</th> <th>Level</th> <th>Line</th> <th>Limit</th> <th>Level</th> <th>Factor</th> <th>Loss</th> <th>Factor</th> <th>Factor</th> <th></th> </tr> <tr> <th>MHz</th> <th>dBuV/m</th> <th>dBuV/m</th> <th>dB</th> <th>dBuV</th> <th>dB/m</th> <th>dB</th> <th>dB</th> <th>cm</th> <th>deg</th> </tr> </thead> <tbody> <tr> <td>1</td> <td>2480.00</td> <td>99.10</td> <td>-----</td> <td>-----</td> <td>89.52</td> <td>33.14</td> <td>7.32</td> <td>36.88</td> <td>6.00</td> <td>250</td> <td>297</td> <td>AVERAGE</td> </tr> </tbody> </table>	Limit	Over	Read	Ant	Cable	Preamp	Aux	APos	TPos	Remark	Freq	Level	Line	Limit	Level	Factor	Loss	Factor	Factor		MHz	dBuV/m	dBuV/m	dB	dBuV	dB/m	dB	dB	cm	deg	1	2480.00	99.10	-----	-----	89.52	33.14	7.32	36.88	6.00	250	297	AVERAGE
	Limit	Over	Read	Ant	Cable	Preamp	Aux	APos	TPos	Remark																																																																														
Freq	Level	Line	Limit	Level	Factor	Loss	Factor	Factor																																																																																
MHz	dBuV/m	dBuV/m	dB	dBuV	dB/m	dB	dB	cm	deg																																																																															
1	2483.50	49.55	54.00	-4.45	39.93	33.17	7.33	36.88	6.00	250	297	AVERAGE																																																																												
Limit	Over	Read	Ant	Cable	Preamp	Aux	APos	TPos	Remark																																																																															
Freq	Level	Line	Limit	Level	Factor	Loss	Factor	Factor																																																																																
MHz	dBuV/m	dBuV/m	dB	dBuV	dB/m	dB	dB	cm	deg																																																																															
1	2480.00	99.10	-----	-----	89.52	33.14	7.32	36.88	6.00	250	297	AVERAGE																																																																												



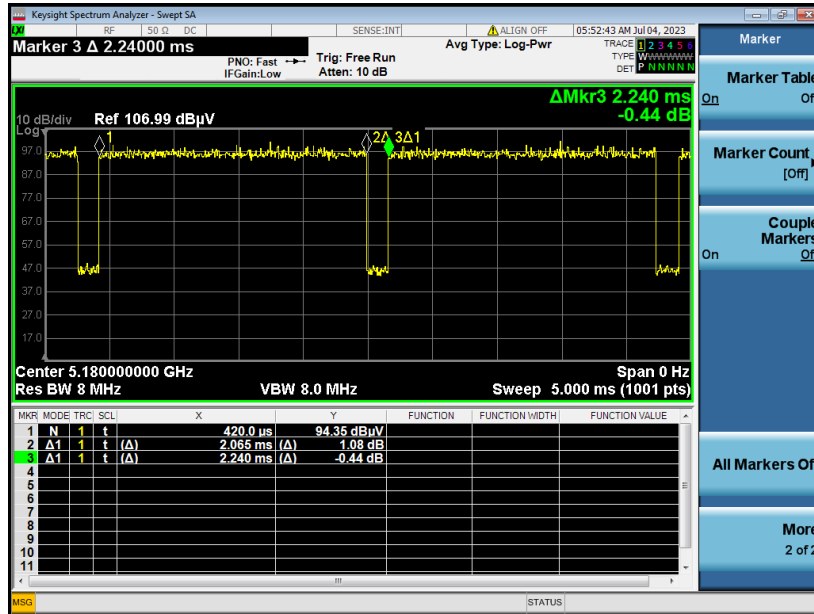
Mode	36																																																																																																																																
	Harmonic																																																																																																																																
	2400-2483.5_ZigBEE_CH26_2480MHz																																																																																																																																
ANT	1																																																																																																																																
Pol.	Horizontal	Vertical																																																																																																																															
Peak Avg	<table border="1"> <thead> <tr> <th>Limit</th> <th>Over</th> <th>Read</th> <th>Ant</th> <th>Cable</th> <th>Preamp</th> <th>Aux</th> <th>APos</th> <th>TPos</th> <th>Remark</th> </tr> <tr> <th>Freq</th> <th>Level</th> <th>Line</th> <th>Limit</th> <th>Level</th> <th>Factor</th> <th>Loss</th> <th>Factor</th> <th>Factor</th> <th></th> </tr> <tr> <th>MHz</th> <th>dBuV/m</th> <th>dBuV/m</th> <th>dB</th> <th>dBuV</th> <th>dB/m</th> <th>dB</th> <th>dB</th> <th>dB</th> <th>cm</th> <th>deg</th> </tr> </thead> <tbody> <tr> <td>1</td> <td>4960.00</td> <td>49.51</td> <td>74.00</td> <td>-24.49</td> <td>66.96</td> <td>34.42</td> <td>10.44</td> <td>62.31</td> <td>0.00</td> <td>300</td> <td>360</td> <td>PEAK</td> </tr> <tr> <td>2</td> <td>4960.00</td> <td>32.94</td> <td>54.00</td> <td>-21.06</td> <td>50.39</td> <td>34.42</td> <td>10.44</td> <td>62.31</td> <td>0.00</td> <td>300</td> <td>360</td> <td>AVERAGE</td> </tr> <tr> <td>3</td> <td>7440.00</td> <td>42.38</td> <td>74.00</td> <td>-31.62</td> <td>58.27</td> <td>35.88</td> <td>12.93</td> <td>64.70</td> <td>0.00</td> <td>---</td> <td>---</td> <td>PEAK</td> </tr> </tbody> </table>	Limit	Over	Read	Ant	Cable	Preamp	Aux	APos	TPos	Remark	Freq	Level	Line	Limit	Level	Factor	Loss	Factor	Factor		MHz	dBuV/m	dBuV/m	dB	dBuV	dB/m	dB	dB	dB	cm	deg	1	4960.00	49.51	74.00	-24.49	66.96	34.42	10.44	62.31	0.00	300	360	PEAK	2	4960.00	32.94	54.00	-21.06	50.39	34.42	10.44	62.31	0.00	300	360	AVERAGE	3	7440.00	42.38	74.00	-31.62	58.27	35.88	12.93	64.70	0.00	---	---	PEAK	<table border="1"> <thead> <tr> <th>Limit</th> <th>Over</th> <th>Read</th> <th>Ant</th> <th>Cable</th> <th>Preamp</th> <th>Aux</th> <th>APos</th> <th>TPos</th> <th>Remark</th> </tr> <tr> <th>Freq</th> <th>Level</th> <th>Line</th> <th>Limit</th> <th>Level</th> <th>Factor</th> <th>Loss</th> <th>Factor</th> <th>Factor</th> <th></th> </tr> <tr> <th>MHz</th> <th>dBuV/m</th> <th>dBuV/m</th> <th>dB</th> <th>dBuV</th> <th>dB/m</th> <th>dB</th> <th>dB</th> <th>dB</th> <th>cm</th> <th>deg</th> </tr> </thead> <tbody> <tr> <td>1</td> <td>4960.00</td> <td>41.48</td> <td>74.00</td> <td>-32.52</td> <td>58.93</td> <td>34.42</td> <td>10.44</td> <td>62.31</td> <td>0.00</td> <td>---</td> <td>---</td> <td>PEAK</td> </tr> <tr> <td>2</td> <td>7440.00</td> <td>43.06</td> <td>74.00</td> <td>-30.94</td> <td>58.95</td> <td>35.88</td> <td>12.93</td> <td>64.70</td> <td>0.00</td> <td>---</td> <td>---</td> <td>PEAK</td> </tr> </tbody> </table>	Limit	Over	Read	Ant	Cable	Preamp	Aux	APos	TPos	Remark	Freq	Level	Line	Limit	Level	Factor	Loss	Factor	Factor		MHz	dBuV/m	dBuV/m	dB	dBuV	dB/m	dB	dB	dB	cm	deg	1	4960.00	41.48	74.00	-32.52	58.93	34.42	10.44	62.31	0.00	---	---	PEAK	2	7440.00	43.06	74.00	-30.94	58.95	35.88	12.93	64.70	0.00	---	---	PEAK
Limit	Over	Read	Ant	Cable	Preamp	Aux	APos	TPos	Remark																																																																																																																								
Freq	Level	Line	Limit	Level	Factor	Loss	Factor	Factor																																																																																																																									
MHz	dBuV/m	dBuV/m	dB	dBuV	dB/m	dB	dB	dB	cm	deg																																																																																																																							
1	4960.00	49.51	74.00	-24.49	66.96	34.42	10.44	62.31	0.00	300	360	PEAK																																																																																																																					
2	4960.00	32.94	54.00	-21.06	50.39	34.42	10.44	62.31	0.00	300	360	AVERAGE																																																																																																																					
3	7440.00	42.38	74.00	-31.62	58.27	35.88	12.93	64.70	0.00	---	---	PEAK																																																																																																																					
Limit	Over	Read	Ant	Cable	Preamp	Aux	APos	TPos	Remark																																																																																																																								
Freq	Level	Line	Limit	Level	Factor	Loss	Factor	Factor																																																																																																																									
MHz	dBuV/m	dBuV/m	dB	dBuV	dB/m	dB	dB	dB	cm	deg																																																																																																																							
1	4960.00	41.48	74.00	-32.52	58.93	34.42	10.44	62.31	0.00	---	---	PEAK																																																																																																																					
2	7440.00	43.06	74.00	-30.94	58.95	35.88	12.93	64.70	0.00	---	---	PEAK																																																																																																																					



Appendix D. Duty Cycle Plots

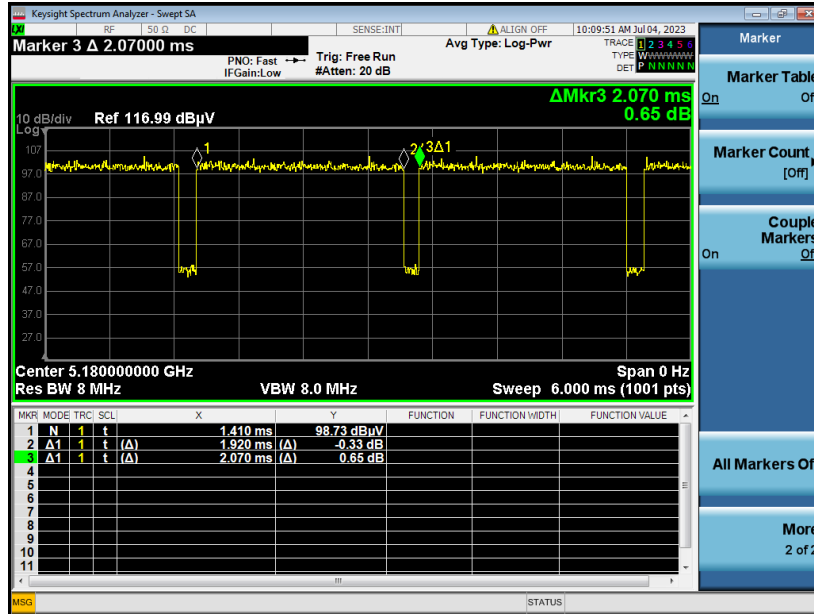
Band	Duty Cycle(%)	T(ms)	1/T(kHz)	VBW Setting
802.11a	92.19	2.065	0.484	0.51KHz
802.11n HT20	92.75	1.92	0.521	0.56KHz
802.11n HT40	84.86	0.942	1.062	1.1KHz

802.11a

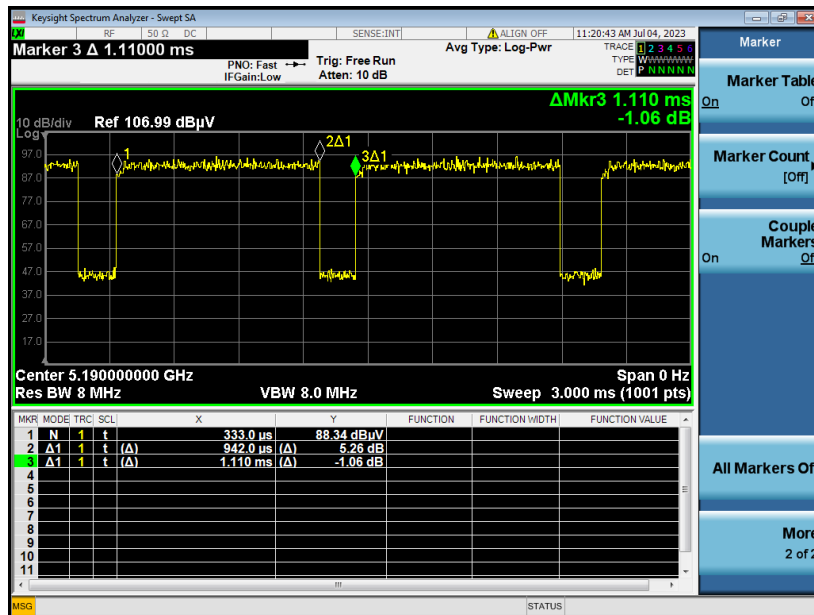




802.11n HT20



802.11n HT40



Appendix E. Setup Photographs


<AC Conducted Emission>

Mode 1

Remote View




Rear View



<Radiated Emission>

Z Plane

LF



HF

